



US00D545640S

(12) **United States Design Patent**  
**Risden**

(10) **Patent No.:** **US D545,640 S**

(45) **Date of Patent:** **\*\* Jul. 3, 2007**

(54) **ULTIMATE SPOON** 2005/0257381 A1\* 11/2005 Currie ..... 30/324

(76) Inventor: **Sharon Risden**, P.O. Box 7304,  
Shrewsbury, NJ (US) 07702

\* cited by examiner

*Primary Examiner*—Cathron C. Brooks  
*Assistant Examiner*—Ricky Pham  
(74) *Attorney, Agent, or Firm*—Arthur M. Peslak; Mandel & Peslak, LLC

(\*\*) Term: **14 Years**

(21) Appl. No.: **29/264,943**

(22) Filed: **Aug. 22, 2006**

(57) **CLAIM**

(51) **LOC (8) Cl.** ..... **07-03**

The ornamental design for an ultimate spoon, as shown and described.

(52) **U.S. Cl.** ..... **D7/653**

(58) **Field of Classification Search** ..... **D7/368,**  
D7/401.2, 642–664, 688–692, 669, 675, 676,  
D7/683; D8/107; D24/116; 30/123.3, 137,  
30/141, 142, 340, 147–150, 322–329, 342–345;  
141/18; 222/130, 205; 374/141

See application file for complete search history.

**DESCRIPTION**

FIG. 1 is a perspective view of the spoon of the present invention.

FIG. 2 is a front elevational view of the spoon of the present invention.

FIG. 3 is a rear elevational view of the spoon of the present invention.

FIG. 4 is a side elevational view of the spoon of the present invention.

FIG. 5 is a top plan view of the spoon of the present invention.

FIG. 6 is a bottom plan view of the spoon of the present invention; and,

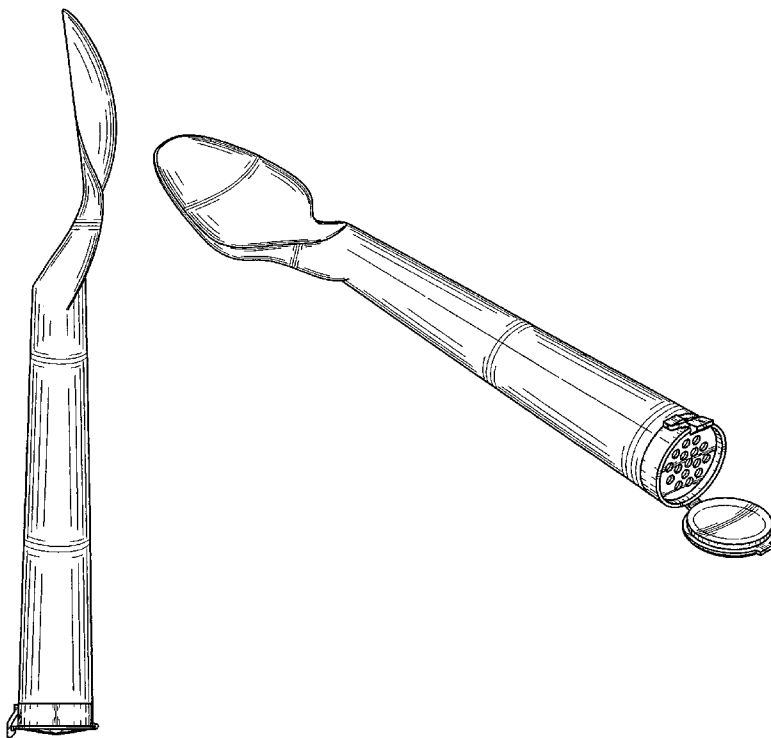
FIG. 7 is a perspective view of the spoon of the present invention in its open configuration.

(56) **References Cited**

**U.S. PATENT DOCUMENTS**

2,420,505	A *	5/1947	Stith	.....	222/130
2,453,525	A *	11/1948	McNeill	.....	30/123.3
2,636,266	A *	4/1953	Sweet	.....	30/324
2,741,027	A *	4/1956	Margolin	.....	30/324
2,795,043	A *	6/1957	Fleischer	.....	30/123.3
2,953,170	A *	9/1960	Bush	.....	141/18
4,389,777	A *	6/1983	Landsberger	.....	30/324
D332,385	S *	1/1993	Adams	.....	D8/107
D334,058	S *	3/1993	Noble	.....	D24/116
5,377,879	A *	1/1995	Isaacs	.....	222/205
5,491,895	A *	2/1996	Lee	.....	30/125
2002/0181542	A1 *	12/2002	Lee	.....	374/141

**1 Claim, 4 Drawing Sheets**



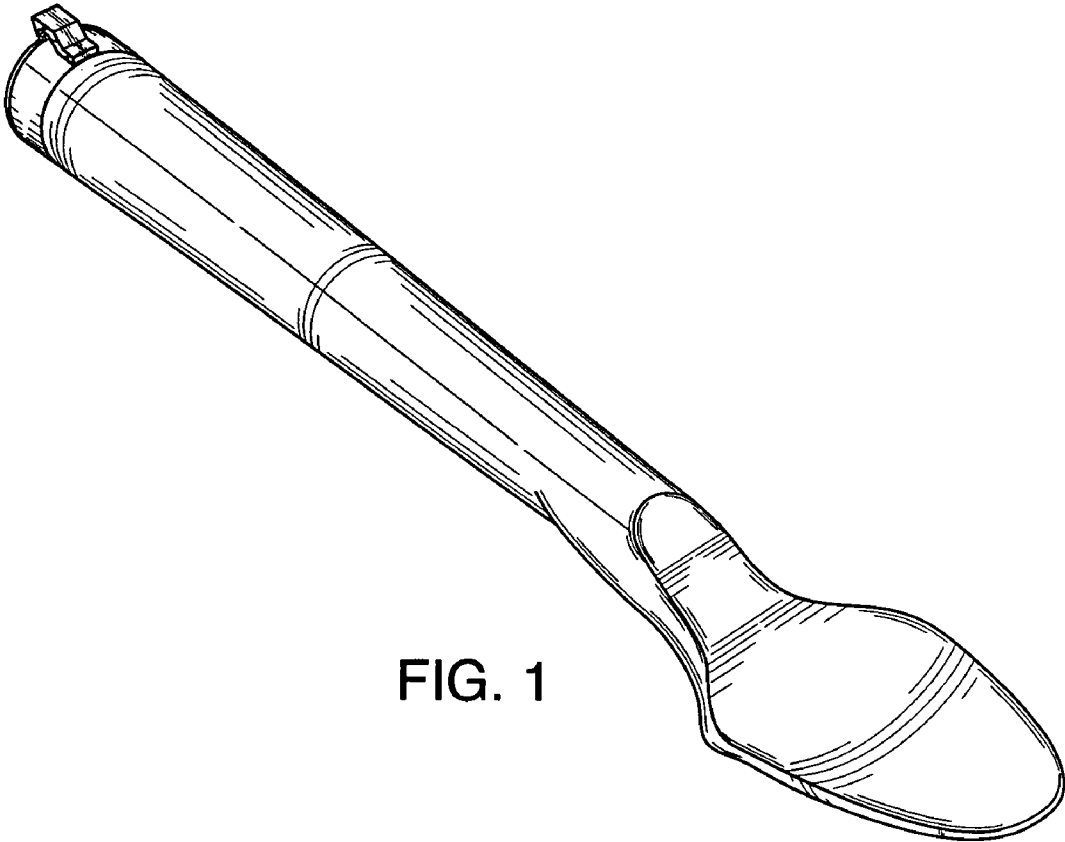


FIG. 1

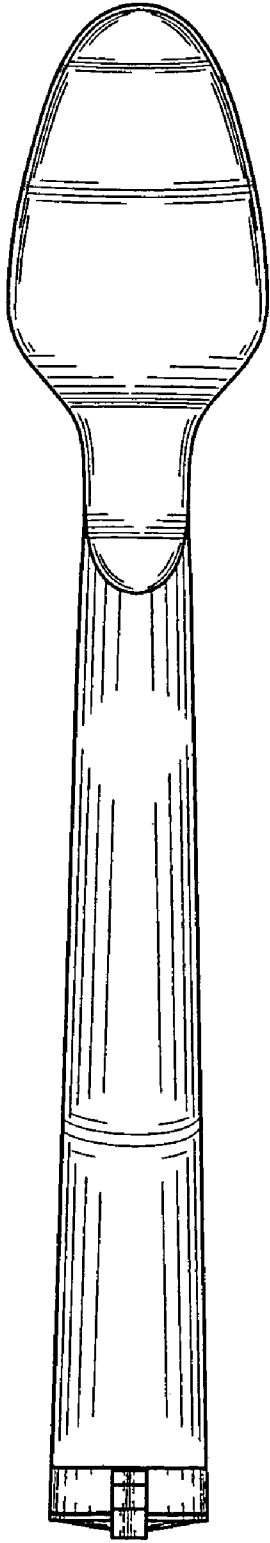


FIG. 2

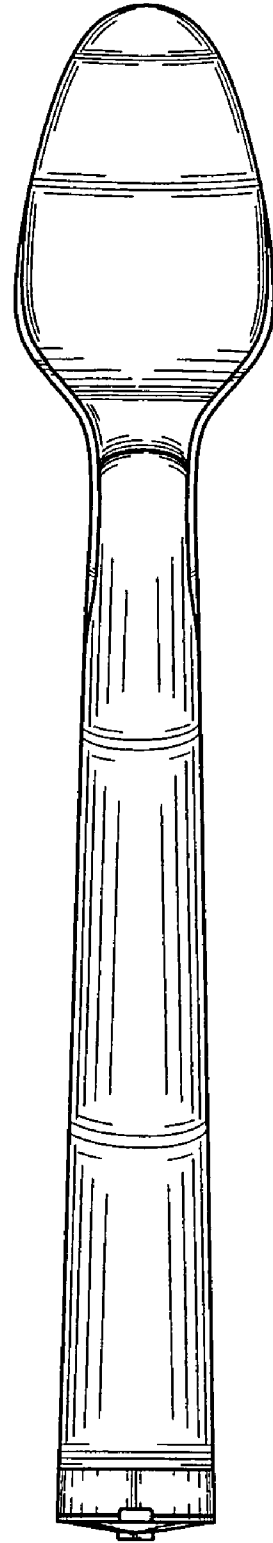


FIG. 3

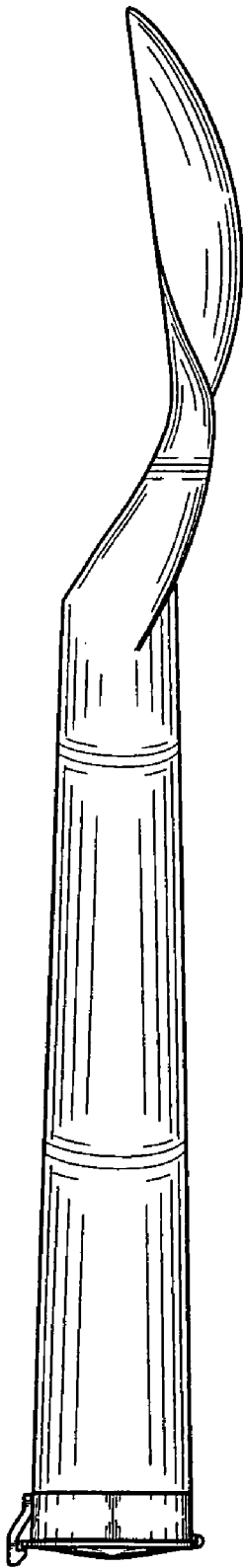


FIG. 4




FIG. 5

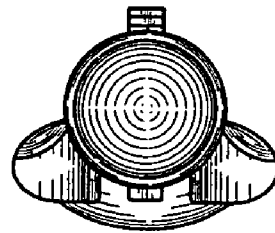


FIG. 6

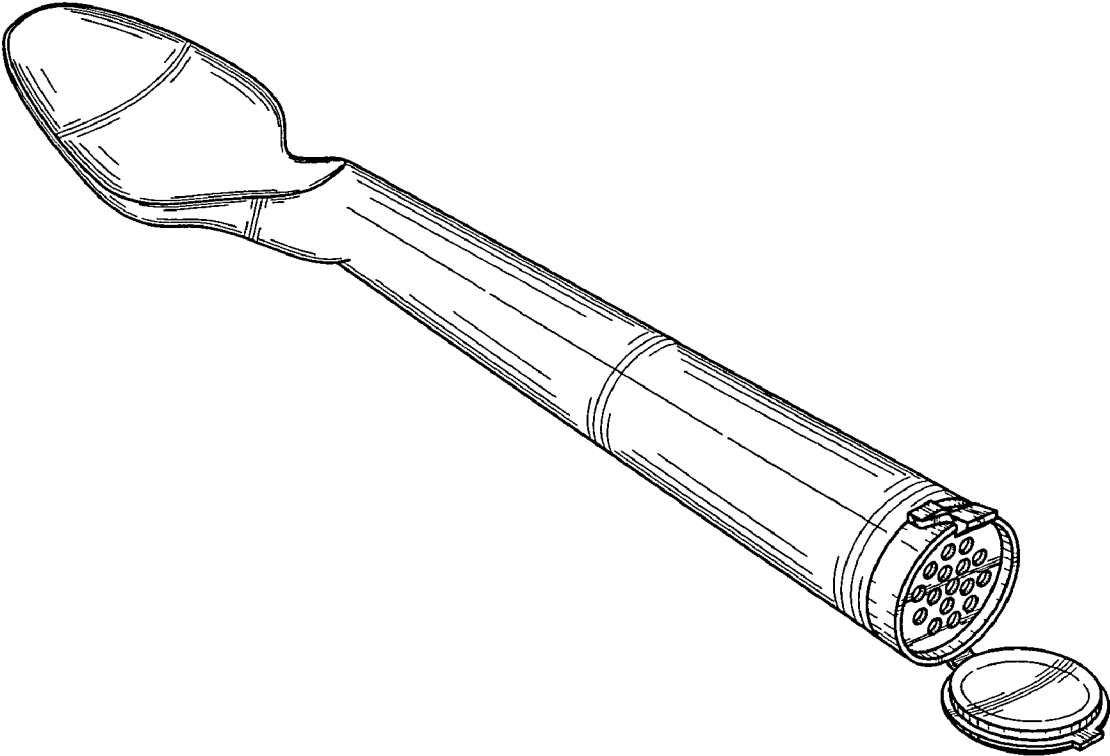


FIG. 7