



INTERNATIONAL APPLICATION PUBLISHED UNDER THE PATENT COOPERATION TREATY (PCT)

<p>(51) International Patent Classification ⁷ : C07D 471/04, A61K 31/437, A61P 29/00 // (C07D 471/04, 231:00, 221:00)</p>	<p>A1</p>	<p>(11) International Publication Number: WO 00/52008</p> <p>(43) International Publication Date: 8 September 2000 (08.09.00)</p>
<p>(21) International Application Number: PCT/EP99/10263</p> <p>(22) International Filing Date: 22 December 1999 (22.12.99)</p> <p>(30) Priority Data: 9904506.4 27 February 1999 (27.02.99) GB 9920904.1 3 September 1999 (03.09.99) GB</p> <p>(71) Applicant (for all designated States except US): GLAXO GROUP LIMITED [GB/GB]; Glaxo Wellcome House, Berkeley Avenue, Greenford, Middlesex UB6 0NN (GB).</p> <p>(72) Inventors; and (75) Inventors/Applicants (for US only): CAMPBELL, Ian, Baxter [GB/GB]; Glaxo Wellcome plc, Gunnels Wood Road, Stevenage, Hertfordshire SG1 2NY (GB). LAMBETH, Paul, Francis [GB/GB]; Glaxo Wellcome plc, Gunnels Wood Road, Stevenage, Hertfordshire SG1 2NY (GB). NAYLOR, Alan [GB/GB]; Glaxo Wellcome plc, Gunnels Wood Road, Stevenage, Hertfordshire SG1 2NY (GB). PEGG, Neil, Anthony [GB/GB]; Glaxo Wellcome plc, Gunnels Wood Road, Stevenage, Hertfordshire SG1 2NY (GB).</p> <p>(74) Agent: LANE, Graham; Glaxo Wellcome plc, Glaxo Wellcome House, Berkeley Avenue, Greenford, Middlesex UB6 0NN (GB).</p>	<p>(81) Designated States: AE, AL, AM, AT, AU, AZ, BA, BB, BG, BR, BY, CA, CH, CN, CR, CU, CZ, DE, DK, DM, EE, ES, FI, GB, GD, GE, GH, GM, HR, HU, ID, IL, IN, IS, JP, KE, KG, KP, KR, KZ, LC, LK, LR, LS, LT, LU, LV, MA, MD, MG, MK, MN, MW, MX, NO, NZ, PL, PT, RO, RU, SD, SE, SG, SI, SK, SL, TJ, TM, TR, TT, TZ, UA, UG, US, UZ, VN, YU, ZA, ZW, ARIPO patent (GH, GM, KE, LS, MW, SD, SL, SZ, TZ, UG, ZW), Eurasian patent (AM, AZ, BY, KG, KZ, MD, RU, TJ, TM), European patent (AT, BE, CH, CY, DE, DK, ES, FI, FR, GB, GR, IE, IT, LU, MC, NL, PT, SE), OAPI patent (BF, BJ, CF, CG, CI, CM, GA, GN, GW, ML, MR, NE, SN, TD, TG).</p> <p>Published <i>With international search report.</i> <i>Before the expiration of the time limit for amending the claims and to be republished in the event of the receipt of amendments.</i></p>	
<p>(54) Title: PYRAZOLOPYRIDINES</p>		
<div style="text-align: center;"> <p>(1)</p> </div>		
<p>(57) Abstract</p> <p>The invention provides the compounds of formula (I) and pharmaceutically acceptable derivatives thereof in which: R⁰ and R¹ are independently selected from H, halogen, C₁₋₆alkyl, C₁₋₆alkoxy, or C₁₋₆alkoxy substituted by one or more fluorine atoms; R² is halogen, CN, CONR⁴R⁵, CO₂H, CO₂C₁₋₆alkyl, or NHSO₂R⁴; R³ is C₁₋₆alkyl or NH₂; and R⁴ and R⁵ are independently selected from H, C₁₋₆alkyl, phenyl, phenyl substituted by one or more atoms or groups (selected from halogen, C₁₋₆alkyl, C₁₋₆alkoxy, or C₁₋₆alkoxy substituted by one or more fluorine atoms), or together with the nitrogen atom to which they are attached form a saturated 4 to 8 membered ring. Compounds of formula (I) are potent and selective inhibitors of COX-2 and are of use in the treatment of the pain, fever, inflammation of a variety of conditions and diseases.</p>		

FOR THE PURPOSES OF INFORMATION ONLY

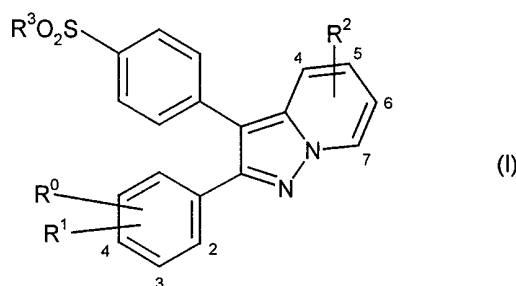
Codes used to identify States party to the PCT on the front pages of pamphlets publishing international applications under the PCT.

AL	Albania	ES	Spain	LS	Lesotho	SI	Slovenia
AM	Armenia	FI	Finland	LT	Lithuania	SK	Slovakia
AT	Austria	FR	France	LU	Luxembourg	SN	Senegal
AU	Australia	GA	Gabon	LV	Latvia	SZ	Swaziland
AZ	Azerbaijan	GB	United Kingdom	MC	Monaco	TD	Chad
BA	Bosnia and Herzegovina	GE	Georgia	MD	Republic of Moldova	TG	Togo
BB	Barbados	GH	Ghana	MG	Madagascar	TJ	Tajikistan
BE	Belgium	GN	Guinea	MK	The former Yugoslav Republic of Macedonia	TM	Turkmenistan
BF	Burkina Faso	GR	Greece			TR	Turkey
BG	Bulgaria	HU	Hungary	ML	Mali	TT	Trinidad and Tobago
BJ	Benin	IE	Ireland	MN	Mongolia	UA	Ukraine
BR	Brazil	IL	Israel	MR	Mauritania	UG	Uganda
BY	Belarus	IS	Iceland	MW	Malawi	US	United States of America
CA	Canada	IT	Italy	MX	Mexico	UZ	Uzbekistan
CF	Central African Republic	JP	Japan	NE	Niger	VN	Viet Nam
CG	Congo	KE	Kenya	NL	Netherlands	YU	Yugoslavia
CH	Switzerland	KG	Kyrgyzstan	NO	Norway	ZW	Zimbabwe
CI	Côte d'Ivoire	KP	Democratic People's Republic of Korea	NZ	New Zealand		
CM	Cameroon			PL	Poland		
CN	China	KR	Republic of Korea	PT	Portugal		
CU	Cuba	KZ	Kazakistan	RO	Romania		
CZ	Czech Republic	LC	Saint Lucia	RU	Russian Federation		
DE	Germany	LI	Liechtenstein	SD	Sudan		
DK	Denmark	LK	Sri Lanka	SE	Sweden		
EE	Estonia	LR	Liberia	SG	Singapore		

PYRAZOLOPYRIDINES

This invention relates to pyrazolo[1,5-a]pyridine derivatives, to processes for their preparation, to pharmaceutical compositions containing them and to their use in medicine.

- 5 The enzyme cyclooxygenase (COX) has recently been discovered to exist in two isoforms, COX-1 and COX-2. COX-1 corresponds to the originally identified constitutive enzyme while COX-2 is rapidly and readily inducible by a number of agents including mitogens, endotoxin, hormones, cytokines and growth factors. Prostaglandins generated by the action of COX have both physiological and pathological roles. It is generally believed that COX-1 is responsible for the important physiological functions such as maintenance of gastrointestinal integrity and renal blood flow. In contrast the inducible form, COX-2, is believed to be responsible for the pathological effects of prostaglandins where rapid induction of the enzyme occurs in response to such agents as inflammatory agents, hormones, growth factors and cytokines. A selective inhibitor of COX-2 would therefore have anti-inflammatory, anti-pyretic and analgesic properties, without the potential side effects associated with inhibition of COX-1. We have now found a novel group of compounds which are both potent and selective inhibitors of COX-2.
- 20 The invention thus provides the compounds of formula (I)



and pharmaceutically acceptable derivatives thereof in which:

- R^0 and R^1 are independently selected from H, halogen, C_{1-6} alkyl, C_{1-6} alkoxy, or C_{1-6} alkoxy substituted by one or more fluorine atoms;
- 25 R^2 is halogen, CN, $CONR^4R^5$, CO_2H , CO_2C_{1-6} alkyl, or $NHSO_2R^4$;
- R^3 is C_{1-6} alkyl or NH_2 ; and

R⁴ and R⁵ are independently selected from H, C₁₋₆alkyl, phenyl, phenyl substituted by one or more atoms or groups (selected from halogen, C₁₋₆alkyl, C₁₋₆alkoxy, or C₁₋₆alkoxy substituted by one or more fluorine atoms), or together with the nitrogen atom to which they are attached form a saturated 4 to 8 membered ring.

By pharmaceutically acceptable derivative is meant any pharmaceutically acceptable salt, solvate or ester, or salt or solvate of such ester, of the compounds of formula (I), or any other compound which upon administration to the recipient is capable of providing (directly or indirectly) a compound of formula (I) or an active metabolite or residue thereof.

It will be appreciated by those skilled in the art that the compounds of formula (I) may be modified to provide pharmaceutically acceptable derivatives thereof at any of the functional groups in the compounds. Of particular interest as such derivatives are compounds modified at the benzenesulphonamide function to provide metabolically labile benzenesulphonamides.

Acylated benzenesulphonamide derivatives are of especial interest. Examples of such benzenesulphonamide derivatives include:

- N-alkylcarbonylbenzenesulphonamides;
- N-alkoxyalkylcarbonylbenzenesulphonamides;
- N-alkoxycarbonylbenzenesulphonamides;
- N-arylcarbonylbenzenesulphonamides;
- N-alkoxycarbonylalkylcarbonylbenzenesulphonamides;
- N-carboxylalkylcarbonylbenzenesulphonamides;
- N-alkylcarbonyloxyalkylcarbonylbenzenesulphonamides;
- N-alkylaminoalkylcarbonylbenzenesulphonamides; and
- N-dialkylaminoalkylcarbonylbenzenesulphonamides.

With reference to such benzenesulphonamide derivatives, and by way of example only, alkyl may be C₁₋₆alkyl or C₁₋₆alkyl substituted by one or more halogen (e.g. chlorine) atoms; alkoxy may be C₁₋₆alkoxy or C₁₋₆alkoxy substituted by one or more halogen (e.g. chlorine) atoms; and aryl may be phenyl or substituted phenyl.

It will be appreciated by those skilled in the art that the pharmaceutically acceptable derivatives of the compounds of formula (I) may be derivatised at more than one position.

5 It will be further appreciated by those skilled in the art that benzenesulphonamide derivatives of formula (I) may be useful as intermediates in the preparation of compounds of formula (I), or as pharmaceutically acceptable derivatives of formula (I), or both.

10 It will be appreciated that, for pharmaceutical use, the salts referred to above will be the physiologically acceptable salts, but other salts may find use, for example in the preparation of compounds of formula (I) and the physiologically acceptable salts thereof.

Suitable pharmaceutically acceptable salts of the compounds of formula (I) include acid addition salts formed with inorganic or organic acids, preferably inorganic acids, e.g. hydrochlorides, hydrobromides and sulphates.

15 The term halogen is used to represent fluorine, chlorine, bromine or iodine.

The term 'alkyl' as a group or part of a group means a straight or branched chain alkyl group, for example a methyl, ethyl, n-propyl, i-propyl, n-butyl, s-butyl or t-butyl group.

20 In one aspect of the invention R^0 is at the 3- or 4- position of the phenyl ring, as defined in formula (I).

In another aspect of the invention R^2 is at the 6- position of the pyrazolopyridine ring, as defined in formula (I).

In another aspect of the invention R^0 and R^1 are independently H, halogen or C_{1-4} alkoxy.

25 In another aspect of the invention R^2 is CN or halogen.

In another aspect of the invention R^3 is C_{1-3} alkyl or NH_2 .

Within the invention there is provided one group of compounds of formula (I) (group A) wherein: R⁰ and R¹ are independently H, halogen or C₁₋₄alkoxy; R² is CN or halogen; and R³ is C₁₋₃alkyl or NH₂.

5 Within group A, there is provided a further group of compounds (group A1) wherein: R⁰ is F; R¹ is H; R² is CN or Br; and R³ is methyl or NH₂.

Within group A, there is provided a further group of compounds (group A2) wherein: R⁰ is F; R¹ is H; R² is CN, Br or Cl; and R³ is methyl or NH₂.

10 Within groups A, A1 and A2 there are provided further groups of compounds wherein R⁰ is at the 3- or 4- position (preferably the 4- position) of the phenyl ring and R² is at the 6- position of the pyrazolopyridine ring, as defined in formula (I).

15 It is to be understood that the present invention encompasses all isomers of the compounds of formula (I) and their pharmaceutically acceptable derivatives, including all geometric, tautomeric and optical forms, and mixtures thereof (e.g. racemic mixtures).

In one aspect the invention provides the compounds:

4-[6-cyano-2-(4-fluorophenyl)pyrazolo[1,5-a]pyridin-3-yl]benzenesulfonamide;
2-(4-fluorophenyl)-3-[4-(methylsulfonyl)phenyl]pyrazolo[1,5-a]pyridine-6-carbonitrile;
20 4-[6-bromo-2-(4-fluorophenyl)pyrazolo[1,5-a]pyridin-3-yl]benzenesulfonamide;
6-bromo-2-(4-fluorophenyl)-3-[4-(methylsulfonyl)phenyl]pyrazolo[1,5-a]pyridine;
and pharmaceutically acceptable derivatives thereof.

In another aspect the invention provides the compounds:

25 4-[6-chloro-2-(4-fluorophenyl)pyrazolo[1,5-a]pyridin-3-yl]benzenesulfonamide;
4-[6-chloro-2-(4-ethoxyphenyl)pyrazolo[1,5-a]pyridin-3-yl]benzenesulfonamide;
4-[6-chloro-2-(3-fluorophenyl)pyrazolo[1,5-a]pyridin-3-yl]benzenesulfonamide;
4-[6-chloro-2-phenyl-pyrazolo[1,5-a]pyridin-3-yl]benzenesulfonamide;
and pharmaceutically acceptable derivatives thereof.

30 Compounds of the invention are potent and selective inhibitors of COX-2. This activity is illustrated by their ability to selectively inhibit COX-2 over COX-1.

In view of their selective COX-2 inhibitory activity, the compounds of the present invention are of interest for use in human and veterinary medicine, particularly in the treatment of the pain (both chronic and acute), fever and inflammation of a variety of conditions and diseases mediated by selective inhibition of COX-2.

5 Such conditions and diseases are well known in the art and include rheumatic fever; symptoms associated with influenza or other viral infections, such as the common cold; lower back and neck pain; headache; toothache; sprains and strains; myositis; neuropathic pain (e.g. neuralgia, such as post herpetic neuralgia, trigeminal neuralgia and sympathetically maintained pain); synovitis;

10 arthritis, including rheumatoid arthritis; degenerative joint diseases, including osteoarthritis; gout and ankylosing spondylitis; tendinitis; bursitis; skin related conditions, such as psoriasis, eczema, burns and dermatitis; injuries, such as sports injuries and those arising from surgical and dental procedures.

The compounds of the invention are also useful for the treatment of other

15 conditions mediated by selective inhibition of COX-2.

For example, the compounds of the invention inhibit cellular and neoplastic transformation and metastatic tumour growth and hence are useful in the treatment of certain cancerous diseases, such as colonic cancer.

Compounds of the invention also prevent neuronal injury by inhibiting the

20 generation of neuronal free radicals (and hence oxidative stress) and therefore are of use in the treatment of stroke; epilepsy; and epileptic seizures (including grand mal, petit mal, myoclonic epilepsy and partial seizures).

Compounds of the invention also inhibit prostanoid-induced smooth muscle contraction and hence are of use in the treatment of dysmenorrhoea and

25 premature labour.

Compounds of the invention inhibit inflammatory processes and therefore are of use in the treatment of asthma, allergic rhinitis and respiratory distress syndrome; gastrointestinal conditions such as inflammatory bowel disease, Chron's disease, gastritis, irritable bowel syndrome and ulcerative colitis; and the

30 inflammation in such diseases as vascular disease, migraine, periarteritis nodosa, thyroiditis, aplastic anemia, Hodgkin's disease, sclerodoma, type I diabetes, myasthenia gravis, multiple sclerosis, sarcoidosis, nephrotic syndrome,

Bechet's syndrome, polymyositis, gingivitis, conjunctivitis and myocardial ischemia.

5 Compounds of the invention are also useful in the treatment of ophthalmic diseases such as retinitis, retinopathies, uveitis and of acute injury to the eye tissue.

10 Compounds of the invention are also useful for the treatment of cognitive disorders such as dementia, particularly degenerative dementia (including senile dementia, Alzheimer's disease, Pick's disease, Huntington's chorea, Parkinson's disease and Creutzfeldt-Jakob disease), and vascular dementia (including multi-infarct dementia), as well as dementia associated with intracranial space occupying lesions, trauma, infections and related conditions (including HIV infection), metabolism, toxins, anoxia and vitamin deficiency; and mild cognitive impairment associated with ageing, particularly Age Associated Memory Impairment.

15 According to a further aspect of the invention, we provide a compound of formula (I) or a pharmaceutically acceptable derivative thereof for use in human or veterinary medicine.

20 According to another aspect of the invention, we provide a compound of formula (I) or a pharmaceutically acceptable derivative thereof for use in the treatment of a condition which is mediated by selective inhibition of COX-2.

25 According to a further aspect of the invention, we provide a method of treating a human or animal subject suffering from a condition which is mediated by selective inhibition of COX-2 which comprises administering to said subject an effective amount of a compound of formula (I) or a pharmaceutically acceptable derivative.

According to a further aspect of the invention, we provide a method of treating a human or animal subject suffering from an inflammatory disorder, which method comprises administering to said subject an effective amount of a compound of formula (I) or a pharmaceutically acceptable derivative thereof.

According to another aspect of the invention, we provide the use of a compound of formula (I) or a pharmaceutically acceptable derivative thereof for the manufacture of a therapeutic agent for the treatment of a condition which is mediated by selective inhibition of COX-2.

- 5 According to another aspect of the invention, we provide the use of a compound of formula (I) or a pharmaceutically acceptable derivative thereof for the manufacture of a therapeutic agent for the treatment of an inflammatory disorder.

10 It is to be understood that reference to treatment includes both treatment of established symptoms and prophylactic treatment, unless explicitly stated otherwise.

It will be appreciated that the compounds of the invention may advantageously be used in conjunction with one or more other therapeutic agents. Examples of suitable agents for adjunctive therapy include pain relievers such as a glycine antagonist, a sodium channel inhibitor (e.g. lamotrigine), a substance P antagonist (e.g. an NK₁ antagonist), acetaminophen or phenacetin; a matrix metalloproteinase inhibitor; a nitric oxide synthase (NOS) inhibitor (e.g. an iNOS or an nNOS inhibitor); an inhibitor of the release, or action, of tumour necrosis factor α ; an antibody therapy (e.g. a monoclonal antibody therapy); a stimulant, including caffeine; an H₂-antagonist, such as ranitidine; a proton pump inhibitor, such as omeprazole; an antacid, such as aluminium or magnesium hydroxide; an antifatulent, such as simethicone; a decongestant, such as phenylephrine, phenylpropanolamine, pseudoephedrine, oxymetazoline, epinephrine, naphazoline, xylometazoline, propylhexedrine, or levo-desoxyephedrine; an antitussive, such as codeine, hydrocodone, carmiphen, carbetapentane, or dexamethorphan; a diuretic; or a sedating or non-sedating antihistamine. It is to be understood that the present invention covers the use of a compound of formula (I) or a pharmaceutically acceptable derivative thereof in combination with one or more other therapeutic agents.

- 30 The compounds of formula (I) and their pharmaceutically acceptable derivatives are conveniently administered in the form of pharmaceutical compositions. Thus, in another aspect of the invention, we provide a pharmaceutical

composition comprising a compound of formula (I) or a pharmaceutically acceptable derivative thereof adapted for use in human or veterinary medicine. Such compositions may conveniently be presented for use in conventional manner in admixture with one or more physiologically acceptable carriers or excipients.

The compounds of formula (I) and their pharmaceutically acceptable derivatives may be formulated for administration in any suitable manner. They may, for example, be formulated for topical administration or administration by inhalation or, more preferably, for oral, transdermal or parenteral administration. The pharmaceutical composition may be in a form such that it can effect controlled release of the compounds of formula (I) and their pharmaceutically acceptable derivatives.

For oral administration, the pharmaceutical composition may take the form of, for example, tablets (including sub-lingual tablets), capsules, powders, solutions, syrups or suspensions prepared by conventional means with acceptable excipients.

For transdermal administration, the pharmaceutical composition may be given in the form of a transdermal patch, such as a transdermal iontophoretic patch.

For parenteral administration, the pharmaceutical composition may be given as an injection or a continuous infusion (e.g. intravenously, intravascularly or subcutaneously). The compositions may take such forms as suspensions, solutions or emulsions in oily or aqueous vehicles and may contain formulatory agents such as suspending, stabilising and/or dispersing agents. For administration by injection these may take the form of a unit dose presentation or as a multidose presentation preferably with an added preservative.

Alternatively for parenteral administration the active ingredient may be in powder form for reconstitution with a suitable vehicle.

The compounds of the invention may also be formulated as a depot preparation. Such long acting formulations may be administered by implantation (for example subcutaneously or intramuscularly) or by intramuscular injection. Thus, for example, the compounds of the invention may be formulated with suitable

polymeric or hydrophobic materials (for example as an emulsion in an acceptable oil) or ion exchange resins, or as sparingly soluble derivatives, for example, as a sparingly soluble salt.

5 As stated above, the compounds of the invention may also be used in combination with other therapeutic agents. The invention thus provides, in a further aspect, a combination comprising a compound of formula (I) or a pharmaceutically acceptable derivative thereof together with a further therapeutic agent.

10 The combinations referred to above may conveniently be presented for use in the form of a pharmaceutical formulation and thus pharmaceutical formulations comprising a combination as defined above together with a pharmaceutically acceptable carrier or excipient comprise a further aspect of the invention. The individual components of such combinations may be administered either sequentially or simultaneously in separate or combined pharmaceutical formulations.

15 When a compound of formula (I) or a pharmaceutically acceptable derivative thereof is used in combination with a second therapeutic agent active against the same disease state the dose of each compound may differ from that when the compound is used alone. Appropriate doses will be readily appreciated by those skilled in the art.

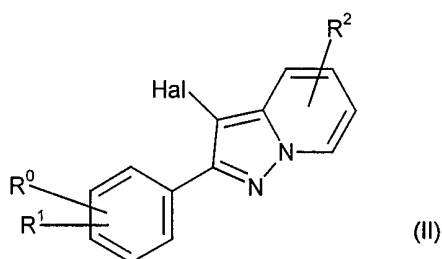
20 A proposed daily dosage of a compound of formula (I) for the treatment of man is 0.01mg/kg to 500mg/kg, such as 0.05mg/kg to 100mg/kg, e.g. 0.1mg/kg to 50mg/kg, which may be conveniently administered in 1 to 4 doses. The precise dose employed will depend on the age and condition of the patient and on the route of administration. Thus, for example, a daily dose of 0.25mg/kg to 10mg/kg may be suitable for systemic administration.

25 Compounds of formula (I) and pharmaceutically acceptable derivatives thereof may be prepared by any method known in the art for the preparation of compounds of analogous structure.

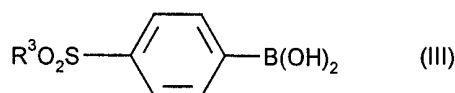
30 Suitable methods for the preparation of compounds of formula (I) and pharmaceutically acceptable derivatives thereof are described below. In the

discussion and formulae that follow R^0 to R^3 are as defined in formula (I) above unless otherwise stated; Hal is a halogen, such as Br or I; X^- is a counterion, such as I^- ; NBS is N-bromosuccinimide; NCS is N-chlorosuccinimide; DMF is N,N-dimethylformamide; Me is methyl; unsubstituted derivatives of formulae (II), (IV) and (VII) are ones where R^2 is replaced by H; and alkyl and halogen are as previously defined.

Thus according to a first process (A), compounds of formula (I) may be prepared by reacting a compound of formula (II)

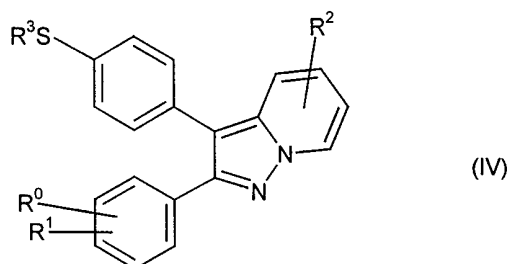


10 with a boronic acid of formula (III)



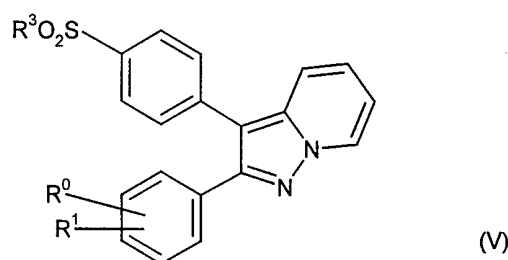
or a suitable derivative thereof in the presence of a suitable transition metal catalyst. Conveniently, the reaction is carried out in a solvent, such as an ether (e.g. 1,2 dimethoxyethane); in the presence of a base, such as an inorganic base (e.g. sodium carbonate); and employing a palladium catalyst, such as tetrakis(triphenylphosphine)palladium(0).

According to a another process (B), compounds of formula (I) wherein R^3 is C_{1-6} alkyl may be prepared by oxidising a compound of formula (IV)



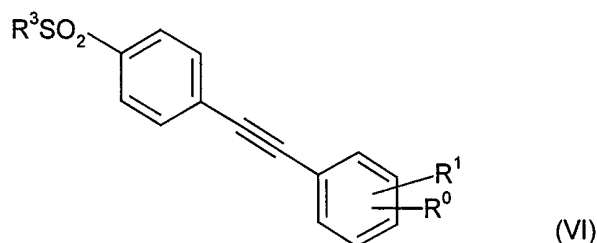
under conventional conditions. Conveniently the oxidation is effected using a monopersulfate compound, such as potassium peroxymonosulfate (known as OxoneTM) and the reaction is carried out in a solvent, such as an aqueous alcohol, (e.g. aqueous methanol), and at between -78°C and ambient temperature.

According to a another process (C), compounds of formula (I) wherein R² is halogen may be prepared by halogenating a compound of formula (V)

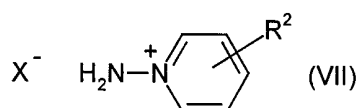


under conventional conditions. Conveniently the halogenation is effected using halogen (e.g. bromine) or a suitable source of halogen (e.g. NBS or NCS); in the presence of a solvent, such as a halogenated alkane (e.g. trichloromethane); and at elevated temperature (e.g. under reflux).

According to a another process (D), compounds of formula (I) may be prepared by reacting a compound of formula (VI)



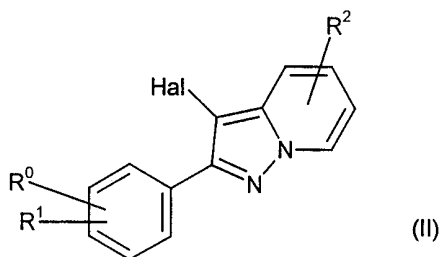
with an aminopyridinium complex of formula (VII)



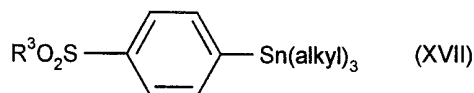
under conventional conditions. Conveniently the reaction is effected in the presence of a base, such as an inorganic base (e.g. sodium carbonate); a

solvent, such as a polar solvent (e.g. DMF); and at ambient or elevated temperature (e.g. ambient temperature).

Thus according to another process (E), compounds of formula (I) may be prepared by reacting a compound of formula (II)

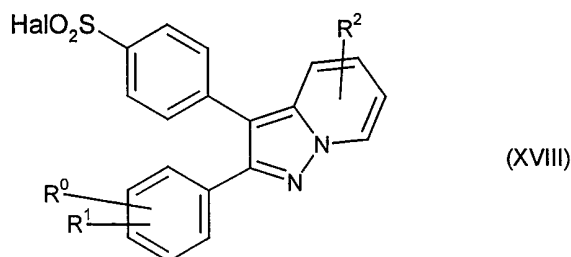


with a stanane of formula (XVII)



10 or a suitable derivative thereof in the presence of a suitable transition metal catalyst. Conveniently, the reaction is carried out in a solvent, such as an ether (e.g. dioxan); in the presence of a promoter, such as a halophilic metal oxide (e.g. silver oxide); at elevated temperature (e.g. under reflux); and employing a palladium catalyst, such as bis (diphenylphosphino)butane palladium(II) dichloride.

15 According to another process (F), compounds of formula (I) wherein R³ is NH₂ may be prepared by reacting a compound of formula (XVIII)



with a source of ammonia under conventional conditions. Conveniently the reaction is carried out in a solvent, such as an ester (e.g. ethyl acetate); at ambient or elevated temperature (e.g. ambient temperature); employing

ammonium hydroxide as the source of ammonia and using a compound of formula (XVIII) where Hal is Cl.

According to another process (G) compounds of formula (I) may be prepared by interconversion, utilising other compounds of formula (I) as precursors.

5 Suitable interconversions include, for example, conversion of: a cyano derivative to an amide derivative; an amide derivative to a cyano derivative; a carboxylic acid derivative to an amide derivative; an amide derivative to a carboxylic acid derivative; a carboxylic acid derivative to an ester derivative; and a carboxylic ester derivative to a carboxylic acid derivative.

10 The above interconversions may be carried out by conventional chemistry described in many standard texts on organic chemistry; see, for example, 'Advanced Organic Chemistry' by Jerry March, fourth edition (Wiley, 1992).

As will be appreciated by those skilled in the art it may be necessary or desirable at any stage in the synthesis of compounds of formula (I) to protect one or more sensitive groups in the molecule so as to prevent undesirable side reactions.

15

Another process (H) for preparing compounds of formula (I) thus comprises deprotecting protected derivatives of compounds of formula (I).

The protecting groups used in the preparation of compounds of formula (I) may be used in conventional manner. See, for example, those described in the standard reference text 'Protective Groups in Organic Synthesis' by Theodora W. Green and Peter G M Wuts, second edition, (John Wiley and Sons, 1991), incorporated herein by reference, which also describes methods for the removal of such groups.

20

Acylation of compounds of formula (I) wherein R^3 is NH_2 to provide corresponding acylated benzenesulphonamide derivatives may be carried out by conventional means, for example by employing conventional acylating agents such as those described in 'Advanced Organic Chemistry' by J March, fourth edition, (John Wiley and Sons, 1992), pp 417-424, incorporated herein by reference.

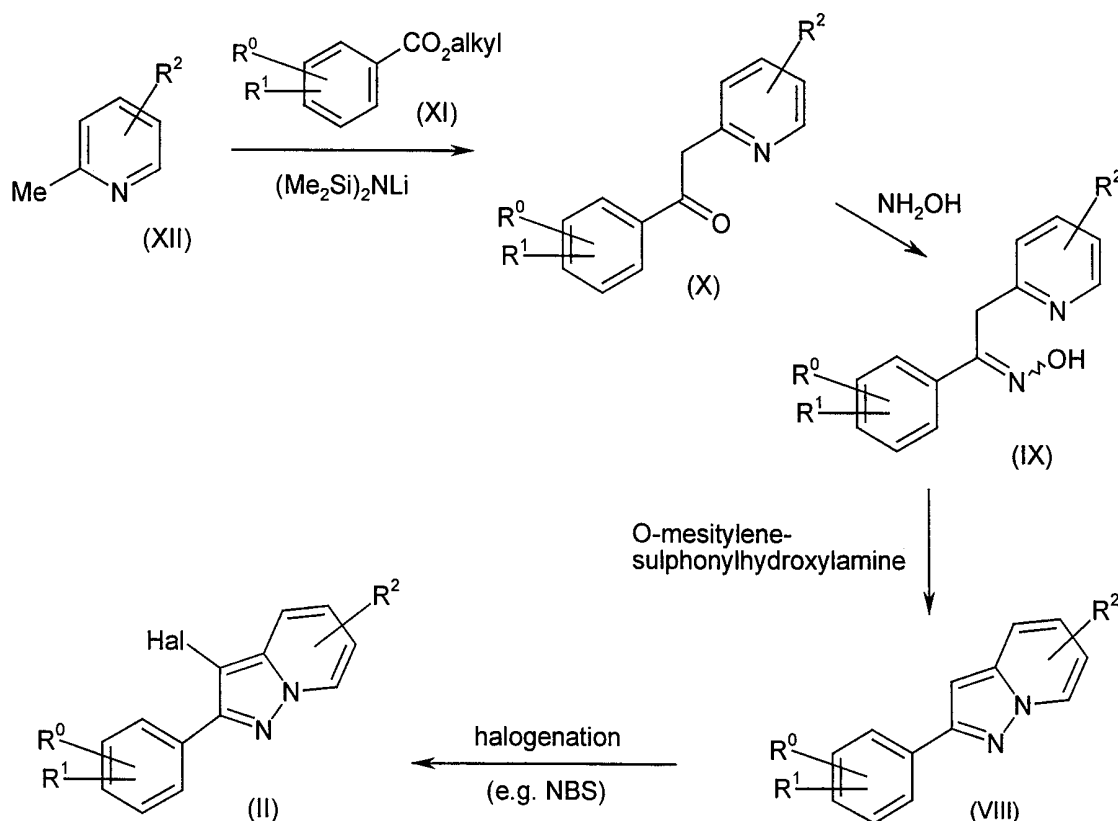
25

Compounds of formulae (II), (IV), (V) and (VI) may be prepared by any method known in the art for the preparation of compounds of analogous structure.

Compounds of formula (II) may, for example, be prepared according to Scheme 1 that follows.

- 5 In a variation of this scheme compounds of formula (IX) may be converted to the corresponding azirine by treatment with a base (e.g.) triethylamine, followed by cooling to about 0°C and treatment with an anhydride (e.g. trifluoroacetic anhydride). The azirine is then converted to the corresponding compound of formula (VIII) by dissolving the azirine in a solvent such as an aromatic hydrocarbon (e.g. 1,2,4-trichlorobenzene) and heating the solution (e.g. under reflux).
- 10

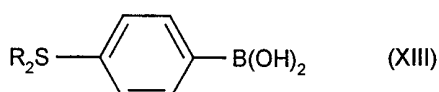
Scheme 1



- 15 It will be appreciated by those skilled in the art that Scheme 1 may be adapted to provide unsubstituted derivatives of formula (II). Thus unsubstituted derivatives

of formula (II) may be prepared according to Scheme 1 by using 2-methylpyridine.

Compounds of formula (IV) may, for example, be prepared by reacting a compound of formula (II) with a boronic acid of formula (XIII)



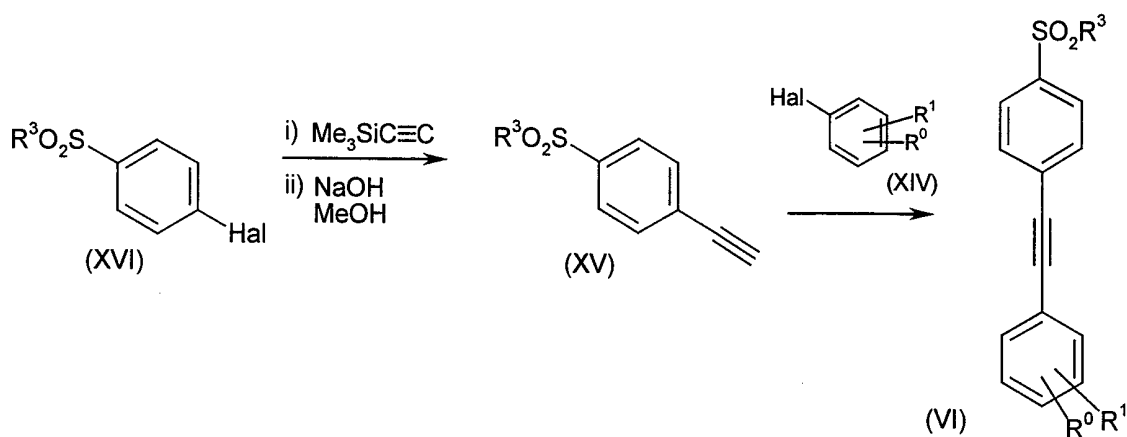
or a suitable derivative thereof under the conditions described above for the preparation of compounds of formula (I) according to process (A).

10 Compounds of formula (IV) wherein R^2 is halogen may also be prepared by halogenating unsubstituted derivatives of formula (IV) under the conditions described above for the preparation of compounds of formula (I) according to process (C). Unsubstituted derivatives of formula (IV) may be prepared by reacting the corresponding unsubstituted derivatives of formula (II) with a boronic acid of formula (XIII) under the conditions described above for the preparation of compounds of formula (I) according to process (A).

15 Compounds of formula (V) may, for example, be prepared by reacting an unsubstituted derivative of formula (II) with a boronic acid of formula (III) or a suitable derivative thereof under the conditions described above for the preparation of compounds of formula (I) according to process (A).

20 Compounds of formula (V) may also be prepared under the conditions described above for the preparation of compounds of formula (I) according to process (D) by using an unsubstituted aminopyridinium derivative of formula (VII).

Compounds of formula (VI) may, for example, be prepared according to Scheme 2 that follows.

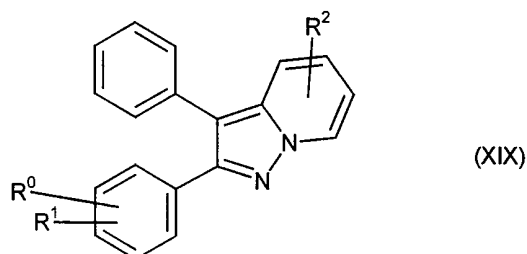
Scheme 2

5 The transformations illustrated in Schemes 1 and 2 may conveniently be carried out under conditions conventional for such reactions. The illustrated reaction conditions and reagents are by way of example.

It will be appreciated by those skilled in the art that it may be necessary or desirable to adapt schemes 1 or 2 to obtain certain compounds of formula (II), including unsubstituted derivatives thereof, and (VI).

10 Compounds of formula (II) wherein R^2 is CN are, for example, conveniently obtained according to Scheme 1 by reaction of the corresponding compound of formula (X) with O-mesitylene-sulphonylhydroxylamine to give the corresponding compound of formula (VIII).

15 Compounds of formula (XVIII) may be prepared by sulphonylating a compound of formula (XIX)



under conventional conditions. Conveniently the sulphonylation is effected using sulphonic acid or a derivative thereof, such as a halosulphonic acid (e.g.

chlorosulphonic acid); in the presence of a solvent, such as a halogenated alkane (e.g. dichloromethane); and at between -78°C and ambient temperature (e.g. -70°C).

5 Boronic acids of formulae (III) and (XIII) are either known compounds or may be prepared by literature methods such as those described in, for example, EPA 533268. Suitable derivatives thereof include boronic acid esters, such as those described in R. Miyaura *et al*, J. Org. Chem., 1995, 60, 7508-7510, incorporated herein by reference.

10 Aminopyridinium complexes of formula (VII) and corresponding unsubstituted derivatives thereof are either known compounds or may be prepared by literature methods such as those described in, for example, Y Kobayashi *et al*, Chem Pharm Bull, (1971), 19(10), 2106-15; T. Tsuchiya, J. Kurita and K. Takayama, Chem. Pharm. Bull. 28(9) 2676-2681 (1980) and K Novitskii *et al*, Khim Geterotskil Soedin, 1970 2, 57-62, all incorporated herein by reference.

15 Compounds of formula (XI), (XII), (XIV) and (XVI) are either known compounds or may be prepared from known compounds by conventional chemistry.

20 Compounds of formula (XVII) may be prepared by literature methods such as those described in, for example, Mais, Dale E *et al*, J. Labelled Compd Radiopharm, (1991), 29(1), 75-9; and Azizian, Hormoz; Eaborn, Colin; Pidcock, Alan, J Organomet Chem, (1981), 215(1), 49-58.

Compounds of formula (XIX) may be prepared under the conditions described above for the preparation of the corresponding compounds of formula (I).

25 Certain intermediates described above are novel compounds, and it is to be understood that all novel intermediates herein form further aspects of the present invention. Compounds of formula (II), (IV), (V), (VI) and (XVIII) are key intermediates and represent a particular aspect of the present invention.

Conveniently, compounds of the invention are isolated following work-up in the form of the free base. Pharmaceutically acceptable acid addition salts of the compounds of the invention may be prepared using conventional means.

30 Solvates (e.g. hydrates) of a compound of the invention may be formed during

the work-up procedure of one of the aforementioned process steps.

The following Examples illustrate the invention but do not limit the invention in any way. All temperatures are in °C. Flash column chromatography was carried out using Merck 9385 silica. Biotage chromatography was carried out on a flash
5 40i column (Biotage Limited). Solid Phase Extraction (SPE) chromatography was carried out using Varian Mega Bond Elut (Si) cartridges (Anachem) under 15mmHg vacuum with stepped gradient elution. Thin layer chromatography (Tlc) was carried out on silica plates. NMR was carried out on a Bruker
10 400MHz spectrometer. Chemical shifts are given, with respect to tetramethylsilane as internal chemical shift reference, in δ ppm. The following abbreviations are used: TFA, trifluoroacetic acid; THF, tetrahydrofuran; DCM, dichloromethane; NBS, N-bromosuccinimide; DMF, N,N-dimethylformamide; Me, methyl; s, singlet; d, doublet; t, triplet; and m, multiplet.

15 Example 1

4-[6-Cyano-2-(4-fluorophenyl)pyrazolo[1,5-a]pyridin-3-yl]benzenesulfonamide

i) 6-[2-(4-Fluorophenyl)-2-oxoethyl]nicotinonitrile

To a solution of 3-cyano-6-methylpyridine (High Force Research Limited) (0.59g
5 5mmol) and ethyl 4-fluorobenzoate (0.84g 5mmol) (Aldrich) in dry THF (15ml) stirring under nitrogen at -70° (Dricold/ethanol) was added dropwise lithium
20 bis(trimethylsilyl)amide (10ml M solution in hexane 10mmol). The reaction was allowed to warm to room temperature, stirred under nitrogen for 20hr, poured into water (200ml) and extracted with ethyl acetate (3x 50ml). The combined
25 extracts were washed with water (50ml), brine (50ml) and dried ($MgSO_4$). Removal of solvent gave a solid which was crystallised from ethanol to give the
title compound as a yellow solid (0.74g 62%) which existed as a mixture of keto-
and enol- forms by NMR. MH^+ : 241; mp: $170-171^{\circ}$ (uncorrected)

ii) 2-(4-Fluorophenyl)pyrazolo[1,5-a]pyridine-6-carbonitrile

30 Solid t-butoxycarbonyl-O-mesitylenesulfonylhydroxylamine (13.0g 41.8mmol)¹ was added portionwise with stirring to TFA (40ml) over 10min then stirred for a further 30 minutes. The solution was poured onto ice (~250ml) and left until the ice melted. The resulting white solid was filtered off, washed with water, and dissolved in DCM (300ml). The solution was dried over 4 Å mol. sieves for 1.5

hours, filtered and 6-[2-(4-fluorophenyl)-2-oxoethyl]nicotinonitrile (3.32g 13.8mmol) was added. The reaction was stirred at room temperature for 4 days, washed with water (100ml), dried and purified by column chromatography. Elution with cyclohexane/ethyl acetate (3:1) gave the title compound as a yellow solid (0.6g 18%). NMR: (CDCl₃): δ 6.87 (1H,s) 7.15-7.20 (3H,m) 7.57 (1H,dd) 7.95 (2H,m) 8.84 (1H,d)

Ref 1 Josef G Krause, Synthesis, 1972, 140

iii) 3-Bromo-2-(4-fluorophenyl)pyrazolo[1,5-a]pyridine-6-carbonitrile

A solution of 2-(4-fluorophenyl)pyrazolo[1,5-a]pyridine-6-carbonitrile (0.6g 2.53mmol) and NBS (0.5g 2.8mmol) in DMF (10ml) was stirred at room temperature for 2hr. The reaction was poured into water (100ml) and extracted with ethyl acetate (2x 30ml). The combined extracts were washed with water (30ml), brine (30ml), dried and purified by biotage chromatography. Elution with cyclohexane/ethyl acetate (20:1) gave the title compound as a white solid (0.483g 61%). NMR: (CDCl₃): δ 7.21 (2H,t) 7.30 (1H,dd) 7.62 (1H,dd) 8.06 (2H,m) 8.80 (1H,s)

iv) 4-[6-Cyano-2-(4-fluorophenyl)pyrazolo[1,5-a]pyridin-3-yl]benzenesulfonamide

A mixture of 4-iodobenzenesulphonamide (0.5g 1.1mmol)²; dipinacoldiborane (0.456g 1.1mmol); potassium acetate (0.775g 8mmol); and [1,1'-bis(diphenylphosphino)-ferrocene]palladium(II) chloride complex:DCM (1:1) (0.04g); in DMF (8ml) was heated under nitrogen at 90° for 2 h. To the cooled reaction mixture was added 3-bromo-2-(3-fluoro-phenyl)-6-trifluoromethyl-pyrazolo[1,5-a]pyridine (0.231g 0.73mmol), 2N Na₂CO₃ (4ml) and tetrakis(triphenylphosphine)-palladium (0) (0.04g) and the mixture heated at 90° under nitrogen for 18 hours. The cooled reaction mixture was poured into water (100ml) and the suspension extracted with ethyl acetate (3x 30ml). The combined extracts were washed with water (30ml), brine (30ml) and dried. Removal of solvent gave a brown solid which was purified by biotage chromatography. Elution with cyclohexane/ethyl acetate (2:1) gave the title compound as a white solid (0.151g 65%). MH⁺ 393

NMR: (CDCl₃): δ 4.87 (2H,br) 7.08 (2H,t) 7.28 (1H,dd) 7.48 (2H,d) 7.55 (2H,m) 7.60 (1H,d) 7.98 (2H,d) 8.89 (1H,d)

Ref 2 Jaspal Singh and Paul Wyeth, J Enzyme Inhib., 1991, 5, 1

Example 22-(4-Fluorophenyl)-3-[4-(methylsulfonyl)phenyl]pyrazolo[1,5-a]pyridine-6-carbonitrile

- 5 To a solution of 3-bromo-2-(4-fluorophenyl)pyrazolo[1,5-a]pyridine-6-carbonitrile (0.24g 0.76mmol) in DMF (20ml) was added 4-methanesulfonylphenylboronic acid (0.202g 1.1mmol), ground potassium phosphate (0.45g 20mmol) and tetrakis(triphenylphosphine)palladium(0) (0.03g) and the mixture heated to 90°
- 10 for 6h under nitrogen. The cooled mixture was poured into water (200ml) and extracted with ethyl acetate (3x 40ml). The combined organic phases were washed with water (50ml), brine (50ml) and dried. Removal of solvent gave a solid which was purified by biotage chromatography. Elution with cyclohexane:ethyl acetate (4:1) gave the title compound as a white solid (0.019g 6%). MH^+ : 392
- 15 NMR: (CDCl₃) δ 3.14 (3H,s) 7.09 (2H,t) 7.30 (1H,dd) 7.50-7.56 (4H,m) 7.62 (1H,dd) 8.00 (2H,d) 8.9 (1H,s)

Example 34-[6-Bromo-2-(4-fluorophenyl)pyrazolo[1,5-a]pyridin-3-yl]benzenesulfonamide20 i) 1-(4-Fluorophenyl)-2-pyridin-2-ylethanone

By using 2-methylpyridine (4.65g, 50mmol) the title compound was obtained as a yellow solid (6.28g 58%) in the manner described in Example 1(i). It existed as a mixture of keto- and enol- forms by NMR. MH^+ : 216

25 ii) 1-(4-Fluorophenyl)-2-pyridin-2-ylethanone oxime

To a solution of 1-(4-fluorophenyl)-2-pyridin-2-ylethanone (6.27g 29mmol) in methanol (100ml) was added a solution of hydroxylamine hydrochloride (9.6g 130mmol) and sodium acetate (15.6g) in water (80ml) and the reaction was stirred at room temperature for 24 hours. The resulting precipitate was filtered

30 off and dried to give the title compound as a white solid (5.83g 87%).

(M-H₂O) H^+ : 213

NMR: (CDCl₃): δ 4.42 (2H,s) 7.00 (2H,t) 7.14 (1H,m) 7.28 (1H,d) 7.59 (1H,dt) 7.72 (2H,m) 8.55 (1H,m) 8.96 (1H,br)

iii) 2-(4-Fluorophenyl)pyrazolo[1,5-a]pyridine

Solid t-butoxycarbonyl-O-mesitylenesulfonylhydroxylamine (17.26 54.6mmol) was added portionwise with stirring to TFA (50ml) over 10min then stirred for a further 30 minutes. The solution was poured onto ice (~250ml) and left until the ice melted. The resulting white solid was filtered off, washed with water, and dissolved in chloroform (200ml). The solution was dried over 4 Å mol. sieves for 1.5 hours, filtered and 1-(4-fluorophenyl)-2-pyridin-2-ylethanone oxime (6.29g 27.3mmol) in chloroform (100ml) was added. The reaction was stirred at room temperature for 18 hours, washed with water (2x 50ml) and dried. Removal of solvent gave a brown solid which was purified by biotage chromatography. Elution with cyclohexane/ethyl acetate (20/1) gave the title compound as a yellow solid (4.09g 71%).

MH⁺: 213

NMR: (CDCl₃): δ 6.75 (2H,m) 7.10 (3H,m) 7.50 (1H,d) 7.95 (2H,m) 8.45 (1H,d)

15

iv) 3-Bromo-2-(4-fluorophenyl)pyrazolo[1,5-a]pyridine

By using 2-(4-fluorophenyl)pyrazolo[1,5-a]pyridine (4.08g 19.3mmol) the title compound was obtained as a white solid (5.46g 97%) in the manner described in Example 1(iii).

20 MH⁺: 291,293

NMR: (CDCl₃): δ 6.80 (1H,t) 7.20 (3H,m) 7.55 (1H,d) 8.05 (2H,m) 8.45 (1H,d)

v) 4-[2-(4-Fluorophenyl)pyrazolo[1,5-a]pyridin-3-yl]benzenesulfonamide

By using 3-bromo-2-(4-fluorophenyl)pyrazolo[1,5-a]pyridine (0.87g, 3mmol) the title compound was obtained as a white solid (0.067g 6%) in the manner described in Example 1(iv).

MH⁺: 368

NMR: (CDCl₃): δ 4.87 (2H,br) 6.87 (1H,dt) 7.06 (2H,t) 7.23 (1H,m) 7.48-7.60 (5H,m) 7.95 (2H,d) 8.53 (1H,d)

30

vi) 4-[6-Bromo-2-(4-fluorophenyl)pyrazolo[1,5-a]pyridin-3-yl]benzenesulfonamide

A mixture of 4-[2-(4-fluorophenyl)pyrazolo[1,5-a]pyridin-3-yl]benzenesulfonamide (0.062g 0.17mmol) and bromine (0.03g 0.17mmol) in chloroform (3ml) was heated under reflux for 24 hours. The reaction mixture was diluted with chloroform (20ml), washed with M sodium thiosulphate (10ml), water (10ml) and

35

dried. Removal of solvent gave a brown solid which was purified by SPE chromatography. Elution with cyclohexane/ethyl acetate (10/1) gave the title compound as a white solid (0.025g 32%). MH^+ : 446,448

5 NMR: (d6-acetone): δ 6.55 (2H,br) 7.05 (2H,t) 7.30 (1H,d) 7.45 (2H,d) 7.50 (2H,m) 7.55 (1H,d) 7.80 (2H,d) 8.80 (1H,s)

Example 4

6-Bromo-2-(4-fluorophenyl)-3-[4-(methylsulfonyl)phenyl]pyrazolo[1,5-a]pyridine

i) 2-(4-fluorophenyl)-3-[4-(methylsulfonyl)phenyl]pyrazolo[1,5-a]pyridine

10 By using 3-bromo-2-(4-fluorophenyl)pyrazolo[1,5-a]pyridine (4.0g, 13.8mmol) and 4-methylsulphonyl-phenylboronic acid (3.07g, 1.83mmol) the title compound was obtained as a white solid (2.29g 50%) in the manner described in Example 2. MH^+ : 335

15 NMR: (CDCl₃) δ 2.53 (3H,s) 6.80 (1H,t) 7.00 (2H,t) 7.15 (1H,t) 7.25 (2H,d) 7.30 (1H,d) 7.50 (2H,d) 7.60 (2H,m) 8.50 (1H,d)

ii) 6-Bromo-2-(4-fluorophenyl)-3-[4-(methylsulfonyl)phenyl]pyrazolo[1,5-a]pyridine

20 By using 2-(4-fluorophenyl)-3-[4-(methylsulfonyl)phenyl]pyrazolo[1,5-a]pyridine (0.664g, 2mmol) the title compound was obtained as a white solid (0.266g 32%) in the manner described in Example 3(vi). MH^+ : 413,415

NMR: (CDCl₃): δ 2.54 (3H,s) 7.04 (2H,t) 7.18 (1H,dd) 7.33 (2H d) 7.41 (1H,d) 7.50 (2H,d) 7.57 (2H,m) 8.63 (1H,d)

25 iii) 6-Bromo-2-(4-fluorophenyl)-3-[4-(methylsulfonyl)phenyl]pyrazolo[1,5-a]pyridine

30 To a solution of 6-bromo-2-(4-fluorophenyl)-3-[4-(methylsulfonyl)phenyl]pyrazolo[1,5-a]pyridine (0.26g 0.63mmol) in acetone (30ml) was added a solution of oxone (1.16g 1.9mmol) in water (10ml). The reaction was stirred at room temperature for 20 hours, further oxone (1g 1.7mmol) in water (10ml) was added and stirring was continued for 6 hours. The reaction mixture was poured into water (200ml) and extracted with ethyl acetate (3x 30ml). The combined extracts were washed with water (30ml), brine (30ml) and dried. Removal of solvent gave a solid which was purified by biotage

chromatography. Elution with cyclohexane ethyl acetate gave the title compound as a white solid (0.13g 58%). MH^+ : 445, 447.

NMR: (CDCl₃) δ 3.13 (3H,s) 7.07 (2H,t) 7.29 (1H,dd) 7.45-7.55 (5H,m) 7.96 (2H,d) 8.67 (1H,s)

5 Example 5

4-[6-Chloro-2-(4-fluorophenyl)pyrazolo[1,5-a]pyridin-3-yl]benzenesulfonamide

(i) 4-(Tri-n-butyl stannyl)phenylsulfonamide

A mixture of 4-iodophenyl sulfonamide (20g, 70.65mmol), hexabutylditin (50g, 86.2mmol) and tetrakis(triphenylphosphine)palladium (0) (500mg) in
10 toluene/dioxan (1:1, 350ml) was heated at reflux under nitrogen for 48h. On cooling, the reaction mixture was concentrated onto silica gel and purified by flash column chromatography (400g) with cyclohexane:ethyl acetate (8:1 then 3:1) to give the title compound as a colourless oil (18.22g, 58%).

NMR (CDCl₃) δ 0.89 (9H, t); 1.1(6H, t); 1.33 (6H, m); 1.53 (6H, m);
15 4.80 (2H, s, NH₂); 7.63 (2H, d, J 8Hz, arom); 7.85 (2H, d, J 8Hz, arom)

Tlc SiO₂ cyclohexane : ethyl acetate (3:1) R_f 0.44 detection uv₂₅₄

ii) 2-(5-Chloropyridin-2-yl)-1-(4-fluorophenyl)ethanone

Sodium hydride (Aldrich, 60% in oil, 13.03g) was suspended in anhydrous THF
20 (250ml). 4-Fluoroacetophenone (15g, 108.6mmol) in anhydrous THF (100ml) was added dropwise and the mixture heated to reflux for 1h under nitrogen. The solution was cooled to 0° and 2,5 dichloropyridine (16.07,g) in anhydrous THF (75ml) was added dropwise. The mixture was then heated to reflux overnight before being recooled to 0° and quenched with water dropwise (CAUTION!
25 Hydrogen gas evolved, exothermic). The resulting reaction mixture was washed with brine and the organic phase dried and concentrated to give a mobile brown oil which was adsorbed onto silica gel and purified by Biotage chromatography with cyclohexane:ethyl acetate (40:1) as eluant. Combination and concentration of appropriate fractions gave the title compound as a yellow solid (2.31 g, 8.5 %) which exists as a mixture of keto:enol forms, 1:2. NMR (CDCl₃) δ 4.44 (2H, s, keto CH₂); 6.0 (apparent 2H, s, enol CH=); 7.05-7.15 (10H, m); 7.26 (1H, d, J 9Hz); 7.6-7.65 (apparent 3H, 2x dd, J 9&2Hz); 7.8 (4H, dd, J 9&5Hz); 8.35 (apparent 2H, J 3Hz, N=CH); 8.52 (1H, J 3Hz, N=CH)

Tlc SiO₂ cyclohexane:ethyl acetate (3:1) R_f 0.56 detection uv₂₅₄

iii) 2-(5-Chloropyridin-2-yl)-1-(4-fluorophenyl)ethanone oxime

Sodium acetate (6.47g) and hydroxylamine hydrochloride (5.74g) were dissolved in water (45ml) and added to a solution of 2-(5-chloropyridin-2-yl)-1-(4-fluorophenyl)ethanone (3.39g, 13.6mmol) in methanol (200ml). After heating at reflux for 2h, the cooled reaction mixture was partitioned between water and ethyl acetate and the organic phase dried and concentrated to give the title compound as a yellow solid (3.56g, 98%). NMR (CDCl₃) δ 4.35 (2H, s, CH₂); 7.02 (2H, t, 8Hz, arom); 7.25 (1H, d, J 9Hz, arom); 7.53 (1H, dd, J 9 & 2Hz, arom); 7.71 (2H, m, arom); 8.12 (1H, br s, OH); 8.48 (1H, s, 2Hz, arom)

Tlc SiO₂ cyclohexane:ethyl acetate (3:1) Rf 0.42 detection uv₂₅₄

iv) 6-Chloro-2-(4-Fluorophenyl)pyrazolo[1,5-a]pyridine

Solid t-butoxycarbonyl-O-mesitylenesulfonylhydroxylamine (8.45g 26.8mmol) was added portionwise with stirring to TFA (100ml) over 10min then stirred for a further 30 minutes. The solution was poured onto ice (~250ml) and left until the ice melted. The resulting white solid was filtered off, washed with water, and dissolved in chloroform (200ml). The solution was dried over 4 Å mol. sieves for 1.5 hours, filtered and 2-(5-chloropyridin-2-yl)-1-(4-fluorophenyl)ethanone oxime (3.56g 13.4mmol) in chloroform (100ml) was added. The reaction was stirred at room temperature for 18 hours, washed with water (2x 50ml) and dried. Removal of solvent gave a brown solid which was purified by Biotage chromatography. Elution with cyclohexane/ethyl acetate (35/1) gave the title compound as a yellow solid (2.476g 75%). NMR (CDCl₃) δ 6.76 (1H, s, H-3); 7.08 (1H, dd, J 9 & 2Hz, H-5); 7.13 (2H, t, J 9Hz, H-3'); 7.45 (1H, d, J 9Hz, H-4); 7.9 (2H, dd, J 9 & 5 Hz, H-2'); 8.5 (1H, d, J 2Hz, H-7)

v) 3-Bromo-6-chloro-2-(4-fluorophenyl)pyrazolo[1,5-a]pyridine

6-Chloro-2-(4-fluorophenyl)pyrazolo[1,5-a]pyridine (2.48g, 10.05mmol) was dissolved in anhydrous DMF (160ml) and treated with NBS (1.967g) for 1h. The reaction mixture was partitioned between ethyl acetate and water. The organic phase was separated, washed with water, dried and concentrated to give the title compound as a brown solid (2.827g, 86%). (CDCl₃) δ 7.19 (3H, t, J 9Hz, H-3'+ H-5); 7.48 (1H, d, J 9Hz, H-4); 8.05(2H, m, H-2'); 8.49 (1H, br s, H-7)

Tlc SiO₂ cyclohexane:ethyl acetate (3:1) Rf 0.74 detection uv₂₅₄

vi) 4-[6-Chloro-2-(4-fluorophenyl)pyrazolo[1,5-a]pyridin-3-yl]benzenesulfonamide
3-Bromo-6-chloro-2-(4-fluorophenyl)pyrazolo[1,5-a]pyridine (397mg, 1.22mmol),
4-(tri-n-butylstannyl)phenylsulfonamide (1.09g), bis (diphenylphosphino)butane
5 palladium (II) dichloride (100mg) and silver oxide (283mg) were stirred in
anhydrous dioxan (15ml) at reflux for 24h. After cooling, the concentrated
reaction mixture was taken up in DCM and concentrated onto silica gel which
was loaded onto an SPE column and eluted with cyclohexane:ethyl acetate
(8:1). This gave a white solid which was triturated with cyclohexane and filtered
10 to give the title compound as a white solid (165mg, 34%). MH^+ 400
1H NMR (DMSO) δ 7.27 (2H, t, J 8Hz); 7.4 (3H, m); 7.52 (4H, m); 7.7 (1H, d, J
9Hz); 7.87 (2H, d, J 8Hz); 9.18 (1H, s)
Tlc SiO₂ cyclohexane : ethyl acetate (3:1) Rf 0.12 detection uv₂₅₄

Example 6

15 4-[6-Chloro-2-(4-ethoxyphenyl)pyrazolo[1,5-a]pyridin-3-yl]benzenesulfonamide
The process represented by Example 5(i)-(vi) was repeated, but substituting
4-ethoxyacetophenone for 4-fluoroacetophenone in step (ii). The title compound
was obtained from 3-bromo-6-chloro-2-(4-ethoxyphenyl)pyrazolo[1,5-a]pyridine
(429mg, 1.22mmol) in the manner described for Example 5(vi), as a white solid
20 (109mg, 21%). MH^+ 426
NMR (DMSO) δ 1.41 (3H, t, J 7Hz, CH₃); 4.15 (2H, q, J 7Hz, CH₂); 7.05 (1H, d, J
8Hz); 7.46 (1H, d, J 9Hz); 7.51 (4H, m); 7.61 (2H, d, J 8Hz); 7.75 (1H, d, 9Hz);
7.95 (2H, d, 8Hz); 9.22 (1H, s)
TLC SiO₂ cyclohexane : ethyl acetate (3:1) Rf 0.13 detection uv₂₅₄

25 Example 7

4-[6-Chloro-2-(3-fluorophenyl)pyrazolo[1,5-a]pyridin-3-yl]benzenesulfonamide
The process represented by Example 5(i)-(vi) was repeated, but substituting
3-fluoroacetophenone for 4-fluoroacetophenone in step (ii). The title compound
was obtained from 3-bromo-6-chloro-2-(3-fluorophenyl)pyrazolo[1,5-a]pyridine
30 (250mg, 1.22mmol) in the manner described for Example 5(vi), as a white solid
(108mg, 35%).
1H NMR (DMSO) 7.25-7.31 (3H, m); 7.43 (4H, m); 7.54 (2H, d, J 9Hz); 7.7 (1H,
d, J 9Hz); 7.88 (2H, d, 9Hz); 9.2 (1H, br s)
TLC SiO₂ Cyclohexane:ethyl acetate (3:1) Rf 0.14 Detection uv₂₅₄

Example 84-[6-Chloro-2-phenyl-pyrazolo[1,5-a]pyridin-3-yl]benzenesulfonamidei) 5-Chloro-2-phenylethynylpyridine

5 A mixture of 2,5 dichloropyridine (3.7g, 25mmol), phenylacetylene (3.02ml, 1.1eq), bis triphenylphosphine palladium dichloride (II) (Aldrich, 500mg), copper (I) iodide (250mg) and triethylamine (50ml) was heated to reflux under N₂ for 18h. The cooled reaction mixture was diluted with water, extracted with diethyl ether, dried and concentrated to a black oil which was partially purified by SPE Si chromatography with gradient elution cyclohexane:ethyl acetate (100:0 to 10:1) gave the title compound as a brown solid (1.94g, 36%).

MH+ 213

1H NMR (CDCl₃) δ 7.37 (3H, m); 7.48 (1H, d, J 8Hz); 7.59 (2H, m); 7.67 (1H, dd, J 8&2Hz); 8.57 (1H, d, J 2Hz)

TLC SiO₂ Cyclohexane : ethyl acetate (15:1) Rf 0.36

15

ii) 3-Bromo-6-chloro-2-phenylpyrazolo[1,5-a]pyridine

Solid t-butoxycarbonyl-O-mesitylenesulfonylhydroxylamine (3.16g 10mmol) was added portionwise with stirring to TFA (25ml) over 10min then stirred for a further 30 minutes. The solution was poured onto ice (~250ml) and left until the ice melted. The resulting white solid was filtered off, washed with water, and dissolved in chloroform (100ml). The solution was dried over 4 Å mol. sieves for 1.5 hours, filtered, treated with 5-chloro-2-phenylethynylpyridine (1.94g, 9mmol) in chloroform (10ml) added and stirred at ambient temperature overnight. After concentrating *in vacuo*, the resulting semisolid was suspended in MeCN (30ml), DBU (1.63ml) added and stirred for 18h. The mixture was concentrated and partitioned between ethyl acetate and water. The combined organic phases were dried and concentrated to a brown solid which was partially purified by SPE chromatography with cyclohexane:ethyl acetate (50:1) to give an approximately 2:3 mixture of starting acetylene and desired cyclisation product (636mg) (TLC SiO₂ cyclohexane : ethyl acetate (3:1) Rf 0.66), which was taken up in DMF (10ml) cooled to 0° and treated with NBS (540mg) and allowed to warm to room temperature, stirred for 2h then poured into water and extracted into ethyl acetate (2x30ml). The resulting light brown solid was purified by SPE Si chromatography with cyclohexane:ethyl acetate (50:1) as eluant to give a light

20
25
30

brown solid (565mg). A portion of this material (100mg) was purified by HPLC with an acetonitrile:water gradient elution to give pure title compound (40mg).

MH⁺ 308/309. Tlc SiO₂ (cyclohexane : ethyl acetate 3:1) Rf 0.77

5 NMR CDCl₃ δ 8.02 (1H, d, J 7Hz); 7.5 (4H, m); 8.1 (2H, dd, J 7 & 2 Hz); 8.5 (1H, s)

iii) 4-[6-Chloro-2-phenyl-pyrazolo[1,5-a]pyridin-3-yl]benzenesulfonamide

10 By using impure 3-bromo-6-chloro-2-(phenyl)pyrazolo[1,5-a]pyridine (300mg, 1.22mmol) the title compound was obtained as a white solid (52mg, 14%) in the manner described in Example 5(vi). MH⁺ 384

1H NMR (CDCl₃) δ 4.85 (2H, br s); 7.19 (1H, dd, J 10 & 2 Hz); 7.38 (3H, m); 7.5 (3H, d, J 8Hz); 7.52 (2H, m); 7.92 (2H, d, J 8Hz); 8.58 (1H, m)

TLC SiO₂ cyclohexane:ethyl acetate (3:1) Rf 0.66 Detection uv₂₅₄

Example 9 - Tablets

15	a)	Compound of the invention	5.0mg
		Lactose	95.0mg
		Microcrystalline Cellulose	90.0mg
		Cross-linked polyvinylpyrrolidone	8.0mg
		Magnesium Stearate	<u>2.0mg</u>
20		Compression weight	200.0mg

25 The compound of the invention, microcrystalline cellulose, lactose and cross-linked polyvinylpyrrolidone are sieved through a 500 micron sieve and blended in a suitable mixer. The magnesium stearate is sieved through a 250 micron sieve and blended with the active blend. The blend is compressed into tablets using suitable punches.

28

	b)	Compound of the invention	5.0mg
		Lactose	165.0mg
		Pregelatinised Starch	20.0mg
		Cross-linked polyvinylpyrrolidone	8.0mg
5		Magnesium Stearate	<u>2.0mg</u>
		Compression weight	200.0mg

The compound of the invention, lactose and pregelatinised starch are blended together and granulated with water. The wet mass is dried and milled. The magnesium stearate and cross-linked polyvinylpyrrolidone are screened through a 250 micron sieve and blended with the granule. The resultant blend is compressed using suitable tablet punches.

Example 10 - Capsules

	a)	Compound of the invention	5.0mg
		Lactose	193.0mg
15		Magnesium Stearate	<u>2.0mg</u>
		Fill weight	200.0mg

The compound of the invention and pregelatinised starch are screened through a 500 micron mesh sieve, blended together and lubricated with magnesium stearate, (meshed through a 250 micron sieve). The blend is filled into hard gelatine capsules of a suitable size.

	b)	Compound of the invention	5.0mg
		Lactose	177.0mg
		Polyvinylpyrrolidone	8.0mg
		Cross-linked polyvinylpyrrolidone	8.0mg
25		Magnesium Stearate	<u>2.0mg</u>
		Fill weight	200.0mg

The compound of the invention and lactose are blended together and granulated with a solution of polyvinylpyrrolidone. The wet mass is dried and milled. The magnesium stearate and cross-linked polyvinylpyrrolidone are screened through a 250 micron sieve and blended with the granules. The resultant blend is filled into hard gelatine capsules of a suitable size.

Example 11 - Syrup

a)	Compound of the invention	5.0mg
	Hydroxypropyl Methylcellulose	45.0mg
	Propyl Hydroxybenzoate	1.5mg
5	Butyl Hydroxybenzoate	0.75mg
	Saccharin Sodium	5.0mg
	Sorbitol Solution	1.0ml
	Suitable Buffers	qs
	Suitable flavours	qs
10	Purified Water to	10.0ml

The hydroxypropyl methylcellulose is dispersed in a portion of hot purified water together with the hydroxybenzoates and the solution is allowed to cool to ambient temperature. The saccharin, sodium flavours and sorbitol solution are added to the bulk solution. The compound of the invention is dissolved in a portion of the remaining water and added to the bulk solution. Suitable buffers may be added to control the pH in the region of maximum stability. The solution is made up to volume, filtered and filled into suitable containers.

Example 12 - Injection Formulation

		% w/v
20	Compound of the invention	1.00
	Water for injections B.P. to	100.00

Sodium chloride may be added to adjust the tonicity of the solution and the pH may be adjusted to that of maximum stability and/or to facilitate solution of the compound of the invention using dilute acid or alkali or by the addition of suitable buffer salts. Solubilisers, such as cosolvents, may also be added to facilitate solution of the compound of the invention. Antioxidants and metal chelating salts may also be included. The solution is clarified, made up to final volume with water and the pH remeasured and adjusted if necessary, to provide 10mg/ml of the compound of formula (I).

The solution may be packaged for injection, for example by filling and sealing in ampoules, vials or syringes. The ampoules, vials or syringes may be aseptically

filled (e.g. the solution may be sterilised by filtration and filled into sterile ampoules under aseptic conditions) and/or terminally sterilised (e.g. by heating in an autoclave using one of the acceptable cycles). The solution may be packed under an inert atmosphere of nitrogen.

- 5 Preferably the solution is filled into ampoules, sealed by fusion of the glass and terminally sterilised.

Further sterile formulations are prepared in a similar manner containing 0.5, 2.0 and 5% w/v of the compound of the invention, so as to provide respectively 5, 20 and 50mg/ml of the compound of the invention.

10 Biological Data

Inhibitory activity against human COX-1 and COX-2 was assessed in COS cells which had been stably transfected with cDNA for human COX-1 and human COX-2. 24 Hours prior to experiment, COS cells were transferred from the 175cm² flasks in which they were grown, onto 24-well cell culture plates using the following procedure. The incubation medium (Dulbecco's modified eagles medium (DMEM) supplemented with heat-inactivated foetal calf serum (10%v/v), penicillin (100 IU/ml), streptomycin (100µg/ml) and geneticin (600µg/ml)) was removed from a flask of confluent cells (1 flask at confluency contains approximately 1x10⁷ cells). 10ml of phosphate buffered saline (PBS) was added to the flask to wash the cells. Having discarded the PBS, cells were then rinsed in 10ml trypsin for 20 seconds, after which the trypsin was removed and the flask placed in an incubator (37°) for 1-2 minutes until cells became detached from the flask. The flask was then removed from the incubator and cells resuspended in 10ml of fresh incubation medium. The contents of the flask was transferred to a 250ml sterile container and the volume of incubation medium subsequently made up to 100ml. 1ml cell suspension was pipetted into each well of 4x24-well cell culture plates. The plates were then placed in an incubator (37°C, 95% air/5% CO₂) overnight. If more than 1 flask of cells were required, the cells from the individual flasks were combined before being dispensed into the 24-well plates.

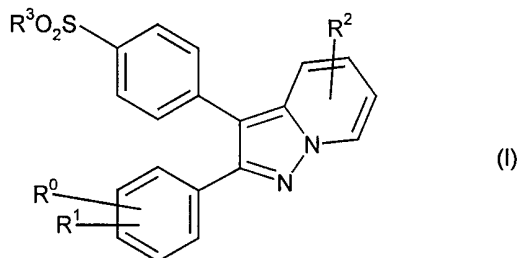
Following the overnight incubation, the incubation medium was completely

removed from the 24-well cell culture plates and replaced with 250 μ l fresh DMEM (37°C). The test compounds were made up to 250x the required test concentration in DMSO and were added to the wells in a volume of 1 μ l. Plates were then mixed gently by swirling and then placed in an incubator for 1 hour (37°C, 95% air/5% CO₂). Following the incubation period, 10 μ l of arachidonic acid (750 μ M) was added to each well to give a final arachidonic acid concentration of 30 μ M. Plates were then incubated for a further 15 minutes, after which the incubation medium was removed from each well of the plates and stored at -20°C, prior to determination of prostaglandin E₂ (PGE₂) levels using enzyme immunoassay. The inhibitory potency of the test compound was expressed as an IC₅₀ value, which is defined as the concentration of the compound required to inhibit the PGE₂ release from the cells by 50%. The selectivity ratio of inhibition of COX-1 versus COX-2 was calculated by comparing respective IC₅₀ values. The following IC₅₀ values for inhibition of COX-2 and COX-1 were obtained for compounds of the invention:

Example No.	COX-2: IC ₅₀ (nM)	COX-1: IC ₅₀ (nM)
1(iv)	21	20,950
2	12	>100,000
3(vi)	1	6,765
4(iii)	5	>100,000
5(vi)	21	20,950
6	12	>100,000
7	1	6,765
8(iii)	5	>100,000

Claims

1. Compounds of formula (I)

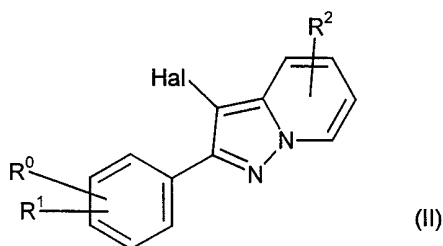


and pharmaceutically acceptable derivatives thereof in which:

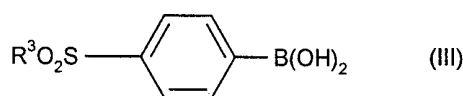
- 5 R^0 and R^1 are independently selected from H, halogen, C_{1-6} alkyl, C_{1-6} alkoxy, or C_{1-6} alkoxy substituted by one or more fluorine atoms;
 R^2 is halogen, CN, $CONR^4R^5$, CO_2H , CO_2C_{1-6} alkyl, or $NHSO_2R^4$;
 R^3 is C_{1-6} alkyl or NH_2 ; and
 R^4 and R^5 are independently selected from H, C_{1-6} alkyl, phenyl, phenyl
10 substituted by one or more atoms or groups (selected from halogen, C_{1-6} alkyl, C_{1-6} alkoxy, or C_{1-6} alkoxy substituted by one or more fluorine atoms), or together with the nitrogen atom to which they are attached form a saturated 4 to 8 membered ring.
- 15 2. Compounds as claimed in claim 1 wherein R^0 and R^1 are independently H, halogen or C_{1-4} alkoxy; R^2 is CN or halogen; and R^3 is C_{1-3} alkyl or NH_2 .
3. Compounds as claimed in claim 1 or 2 wherein R^0 is F; R^1 is H; R^2 is CN or Br; and R^3 is methyl or NH_2 .
- 20 4. Compounds as claimed in claim 1 or 2 wherein R^0 is F; R^1 is H; R^2 is CN, Br or Cl; and R^3 is methyl or NH_2 .
5. Compounds as claimed in any one of claims 1 to 4 wherein R^0 is at the 3- or 4- position (preferably the 4- position) of the phenyl ring and R^2 is at the 6- position of the pyrazolopyridine ring.
- 25 6. 4-[6-cyano-2-(4-fluorophenyl)pyrazolo[1,5-a]pyridin-3-yl]benzenesulfonamide;

- 2-(4-fluorophenyl)-3-[4-(methylsulfonyl)phenyl]pyrazolo[1,5-a]pyridine-6-carbonitrile;
 4-[6-bromo-2-(4-fluorophenyl)pyrazolo[1,5-a]pyridin-3-yl]benzenesulfonamide;
 5 6-bromo-2-(4-fluorophenyl)-3-[4-(methylsulfonyl)phenyl]pyrazolo[1,5-a]pyridine;
 and pharmaceutically acceptable derivatives thereof.
7. 4-[6-chloro-2-(4-fluorophenyl)pyrazolo[1,5-a]pyridin-3-yl]benzenesulfonamide;
 10 4-[6-chloro-2-(4-ethoxyphenyl)pyrazolo[1,5-a]pyridin-3-yl]benzenesulfonamide;
 4-[6-chloro-2-(3-fluorophenyl)pyrazolo[1,5-a]pyridin-3-yl]benzenesulfonamide;
 4-[6-chloro-2-phenyl-pyrazolo[1,5-a]pyridin-3-yl]benzenesulfonamide;
 15 and pharmaceutically acceptable derivatives thereof.
8. A process for the preparation of compound of formula (I) and pharmaceutically acceptable derivatives thereof as defined in any one of claims 1 to 7, which comprises:

(A) reacting a compound of formula (II)



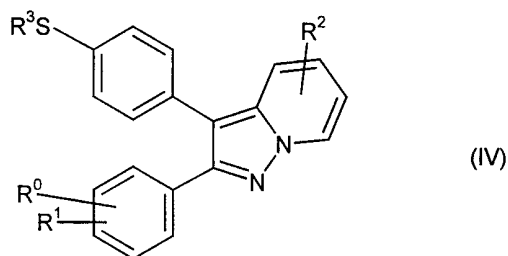
or a protected derivative thereof, with a compound of formula (III)



or a suitable derivative thereof in the presence of a suitable transition metal catalyst; or

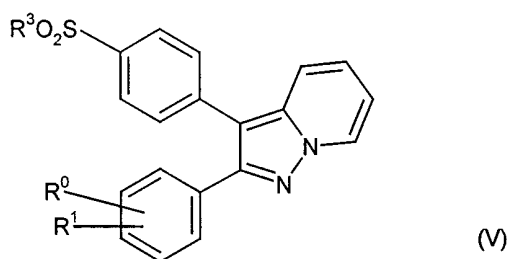
34

(B) where R^3 represents C_{1-4} alkyl, oxidising a compound of formula (IV)



or a protected derivative thereof; or

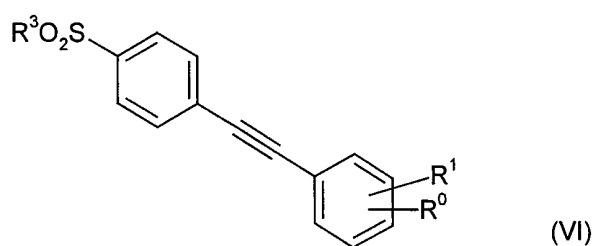
(C), where R^2 is halogen, halogenating a compound of formula (V)



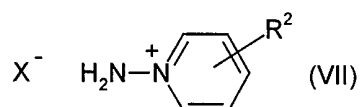
5

or a protected derivative thereof; or

(D), reacting a compound of formula (VI)



with an aminopyridinium complex of formula (VII)

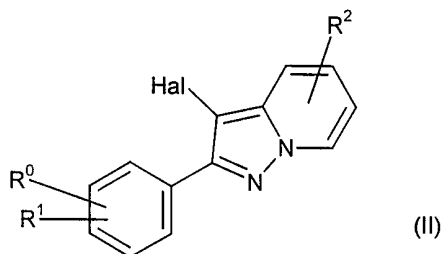


10

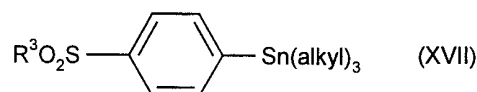
or a protected derivative thereof; or

35

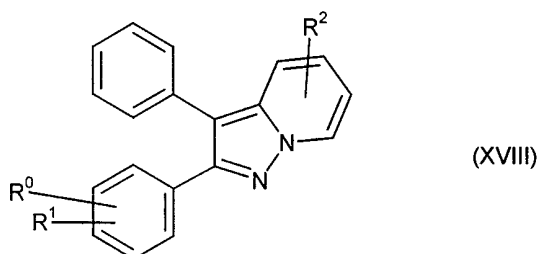
(E), reacting a compound of formula (II)



with a stanane of formula (XVII)



5 or a suitable derivative thereof in the presence of a suitable transition metal catalyst; or

(F) where R³ is NH₂ reacting a compound of formula (XVIII)

with a source of ammonia under conventional conditions; or

10 (G) interconversion of a compound of formula (I) into another compound of formula (I); or

(H) deprotecting a protected derivative of compound of formula (I);

and optionally converting compounds of formula (I) prepared by any one of processes (A) to (H) into pharmaceutically acceptable derivatives thereof.

15 9. A pharmaceutical composition comprising a compound of formula (I) or a pharmaceutically acceptable derivative thereof as defined in any one of

Claims 1 to 6 in admixture with one or more physiologically acceptable carriers or excipients.

- 5 10. A compound of formula (I) or a pharmaceutically acceptable derivative thereof as defined in any one of Claims 1 to 6 for use in human or veterinary medicine.
11. A compound of formula (I) or a pharmaceutically acceptable derivative thereof as defined in any one of Claims 1 to 6 for use in the treatment of a condition which is mediated by selective inhibition of COX-2.
- 10 12. A method of treating a human or animal subject suffering from a condition which is mediated by selective inhibition of COX-2 which comprises administering to said subject an effective amount of a compound of formula (I) or a pharmaceutically acceptable derivative thereof as defined in any one of Claims 1 to 6.
- 15 13. A method of treating a human or animal subject suffering from an inflammatory disorder, which method comprises administering to said subject an effective amount of a compound of formula (I) or a pharmaceutically acceptable derivative thereof as defined in any one of Claims 1 to 6.
- 20 14. The use of a compound of formula (I) or a pharmaceutically acceptable derivative thereof as defined in any one of Claims 1 to 6 for the manufacture of a therapeutic agent for the treatment of a condition which is mediated by selective inhibition of COX-2.
- 25 15. The use of a compound of formula (I) or a pharmaceutically acceptable derivative thereof as defined in any one of Claims 1 to 6 for the manufacture of a therapeutic agent for the treatment of an inflammatory disorder.

INTERNATIONAL SEARCH REPORT

International Application No

PCT/EP 99/10263

A. CLASSIFICATION OF SUBJECT MATTER
 IPC 7 C07D471/04 A61K31/437 A61P29/00 //(C07D471/04,231:00,
 221:00)

According to International Patent Classification (IPC) or to both national classification and IPC

B. FIELDS SEARCHED
 Minimum documentation searched (classification system followed by classification symbols)
 IPC 7 C07D A61K A61P

Documentation searched other than minimum documentation to the extent that such documents are included in the fields searched

Electronic data base consulted during the international search (name of data base and, where practical, search terms used)
 EPO-Internal, WPI Data, CHEM ABS Data

C. DOCUMENTS CONSIDERED TO BE RELEVANT

Category *	Citation of document, with indication, where appropriate, of the relevant passages	Relevant to claim No.
A	WO 96 31509 A (GLAXO GROUP LTD) 10 October 1996 (1996-10-10) claims 1,16	1,9
A	US 5 552 422 A (GAUTHIER ET AL) 3 September 1996 (1996-09-03) claims 1,17	1,9

Further documents are listed in the continuation of box C.

Patent family members are listed in annex.

* Special categories of cited documents :

- *A* document defining the general state of the art which is not considered to be of particular relevance
- *E* earlier document but published on or after the international filing date
- *L* document which may throw doubts on priority claim(s) or which is cited to establish the publication date of another citation or other special reason (as specified)
- *O* document referring to an oral disclosure, use, exhibition or other means
- *P* document published prior to the international filing date but later than the priority date claimed

- *T* later document published after the international filing date or priority date and not in conflict with the application but cited to understand the principle or theory underlying the invention
- *X* document of particular relevance; the claimed invention cannot be considered novel or cannot be considered to involve an inventive step when the document is taken alone
- *Y* document of particular relevance; the claimed invention cannot be considered to involve an inventive step when the document is combined with one or more other such documents, such combination being obvious to a person skilled in the art.
- *&* document member of the same patent family

Date of the actual completion of the international search 11 July 2000	Date of mailing of the international search report 19/07/2000
--	---

Name and mailing address of the ISA European Patent Office, P.B. 5818 Patentlaan 2 NL - 2280 HV Rijswijk Tel. (+31-70) 340-2040, Tx. 31 651 epo nl, Fax: (+31-70) 340-3016	Authorized officer Alfaro Faus, I
--	---

INTERNATIONAL SEARCH REPORT

Information on patent family members

International Application No

PCT/EP 99/10263

Patent document cited in search report	Publication date	Patent family member(s)	Publication date
WO 9631509 A	10-10-1996	AU 5276696 A	23-10-1996
		BG 101934 A	30-04-1999
		BR 9604870 A	26-05-1998
		CA 2216809 A	10-10-1996
		CN 1186492 A	01-07-1998
		CZ 9703133 A	18-03-1998
		EP 0819127 A	21-01-1998
		HU 9801602 A	30-11-1998
		JP 11501049 T	26-01-1999
		NO 974595 A	03-12-1997
		NZ 304886 A	25-11-1998
		PL 322623 A	02-02-1998
		SK 133297 A	08-07-1998
US 5552422 A	03-09-1996	AU 697650 B	15-10-1998
		AU 4381496 A	31-07-1996
		CA 2209895 A	18-07-1996
		WO 9621667 A	18-07-1996
		EP 0802917 A	29-10-1997
		JP 11501902 T	16-02-1999