US00D626517S

(12) United States Design Patent

Yano

(10) Patent No.: US D626,517 S
(45) Date of Patent: ** Nov. 2, 2010

(54) **REMOTE CONTROLLER**

(75) Inventor: **Ken Yano**, Tokyo (JP)

(73) Assignee: **Sony Computer Entertainment Inc.**, Tokyo (JP)

(**) Term: **14 Years**

(21) Appl. No.: **29/347,582**

(22) Filed: **Mar. 8, 2010**

(30) **Foreign Application Priority Data**

Sep. 18, 2009 (JP) D2009-021730

(51) **LOC (9) Cl.** **14-03**
(52) **U.S. Cl.** **D13/168**
(58) **Field of Classification Search** ..... D13/168; D9/503, 519, 549; D14/218, 247, 400, 401; 340/825.22, 825.24, 825.25, 825.31, 825.36, 340/825.69, 825.72; 341/176; 455/352; 345/156; D21/333; D24/197; D99/99; 273/148 B
See application file for complete search history.

(56) **References Cited**

U.S. PATENT DOCUMENTS

D389,151	S		1/1998	Shintani
D410,468	S		6/1999	Kazama
D487,450	S		3/2004	Hakoda
D492,664	S	*	7/2004	Christianson D14/218
D502,929	S	*	3/2005	Copeland et al. D13/168
D504,886	S		5/2005	Yasutomi
D512,027	S	*	11/2005	Sarasjoki et al. D13/168
D559,793	S	*	1/2008	Fan D13/168
D567,243	S	*	4/2008	Ashida et al. D14/412
D575,284	S	*	8/2008	Ashida et al. D14/400
D576,113	S	*	9/2008	Kindle et al. D13/168
D594,066	S	*	6/2009	Oikawa et al. D21/333
2005/0243549	A1	*	11/2005	Ruston 362/233
2007/0072680	A1	*	3/2007	Ikeda 463/43

* cited by examiner

Primary Examiner—Selina Sikder
(74) *Attorney, Agent, or Firm*—Rader, Fishman & Grauer PLLC

(57) **CLAIM**

The ornamental design for a remote controller, as shown and described.

DESCRIPTION

FIG. **1** is a front elevational view of a remote controller showing my new design;

FIG. **2** is a rear elevational view thereof;

FIG. **3** is a left side elevational view thereof, a right side elevational view thereof being a mirror image;

FIG. **4** is a top plan view thereof;

FIG. **5** is a bottom plan view thereof;

FIG. **6** is a front, bottom, right perspective view thereof; and,

FIG. **7** is a rear, top, right perspective view thereof.

1 Claim, 4 Drawing Sheets

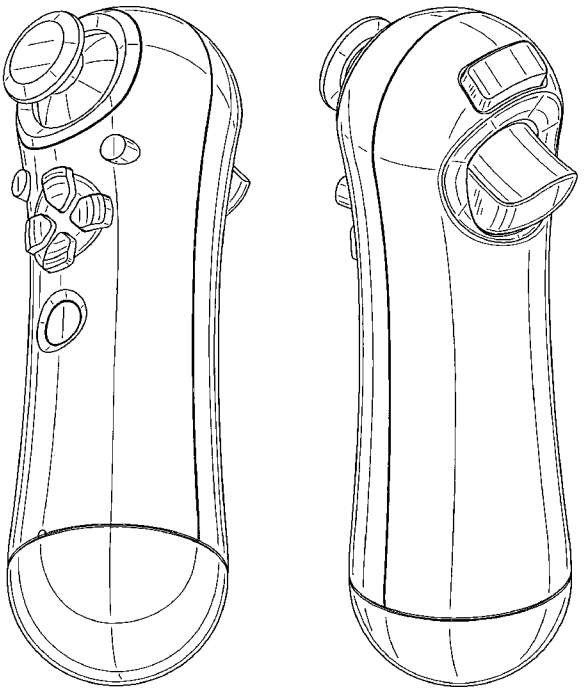

FIG.1

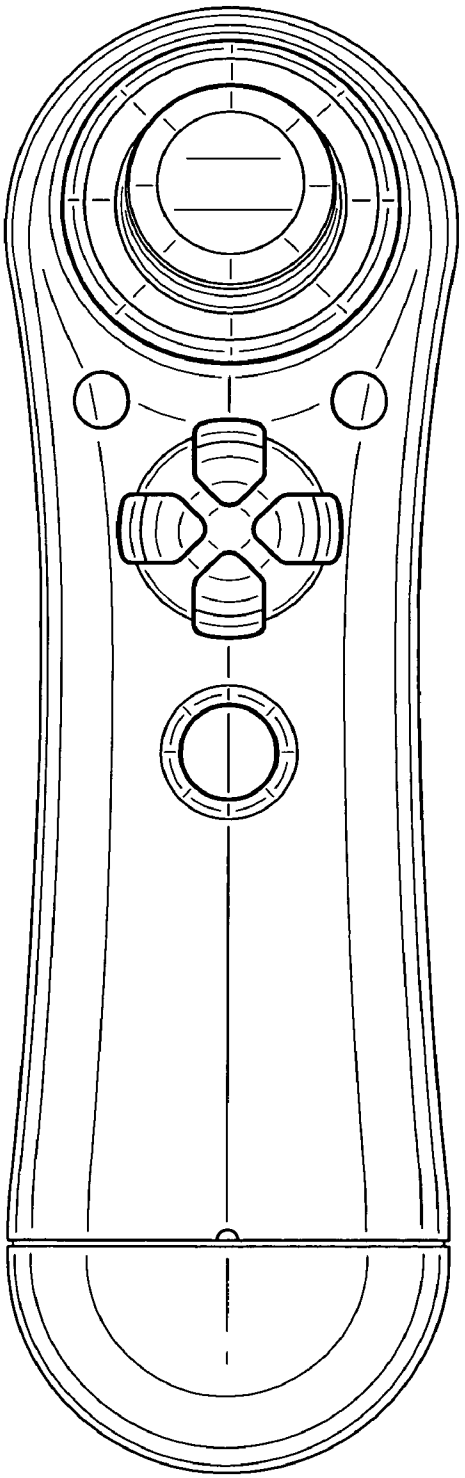

FIG.2

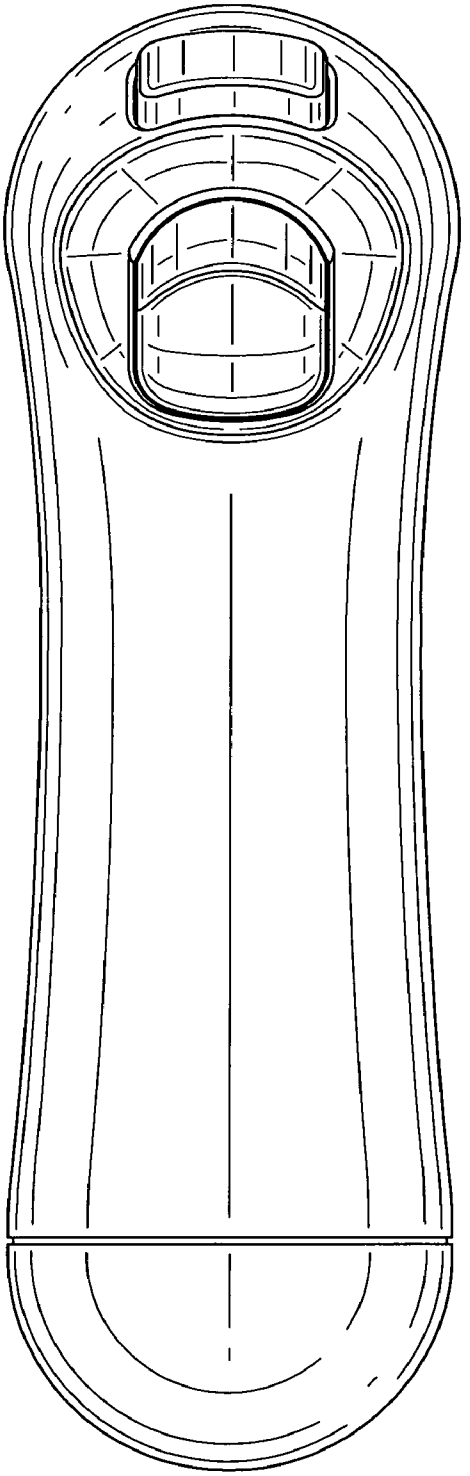

FIG.3

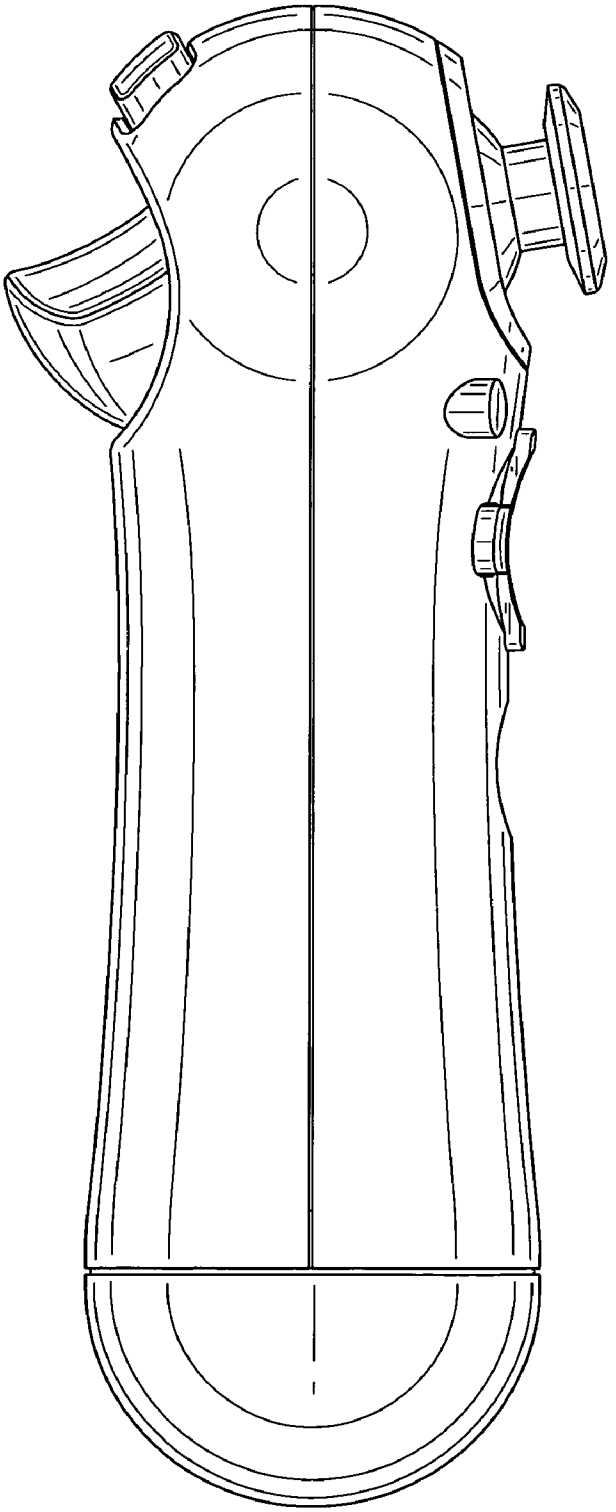

FIG.4

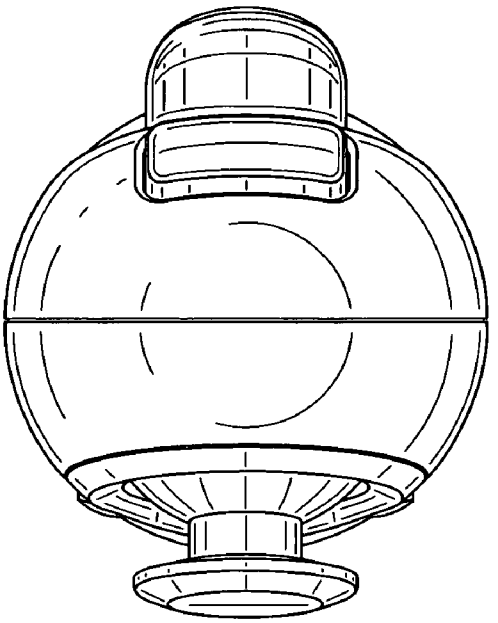

FIG.5

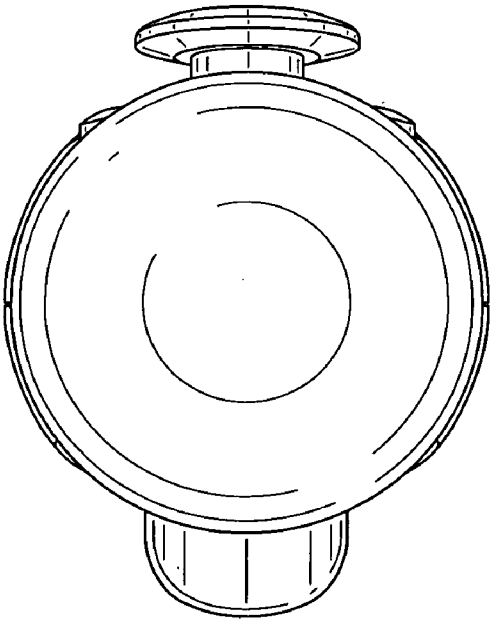

FIG.6

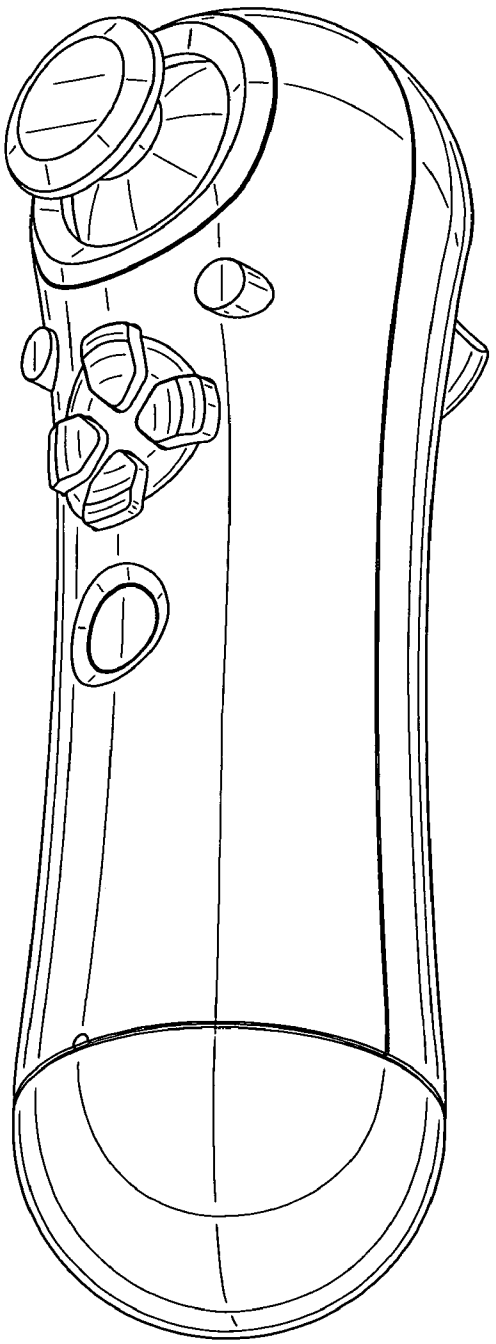

FIG.7

