



US 20120199594A1

(19) **United States**(12) **Patent Application Publication**
Pernarella(10) **Pub. No.: US 2012/0199594 A1**(43) **Pub. Date: Aug. 9, 2012**(54) **UNIQUE LUGGAGE IDENTIFYING TANK TOP**(76) Inventor: **Denise Pernarella**, North Miami Beach, FL (US)(21) Appl. No.: **13/359,467**(22) Filed: **Jan. 26, 2012****Related U.S. Application Data**

(60) Provisional application No. 61/439,482, filed on Feb. 4, 2011.

Publication Classification(51) **Int. Cl.**
B65D 25/00 (2006.01)(52) **U.S. Cl.** **220/694**(57) **ABSTRACT**

The Unique Luggage identify tank top consists of pieces of material of one or more colors and/or designs connected together to create a tank top style garment to cover most of the luggage for quick and accurate identification and personalization of the luggage from the vast number of look alike luggage; it also serves to protect the luggage from accidentally opening; it is removable, reusable, washable, expandable, practical, functional, easy to care for and valued by minimizing the possibility of wrong claims. The Unique luggage identifying tank top allows users to update and personalize their existing or new luggage at minimal expense; also, permits users to instantly identify their luggage regardless of how it falls in the transportation belt by having the cover visible from any view of the luggage. The Unique luggage identifying tank serves to unify groups and as a traveling billboard for personal or commercial advertisement.

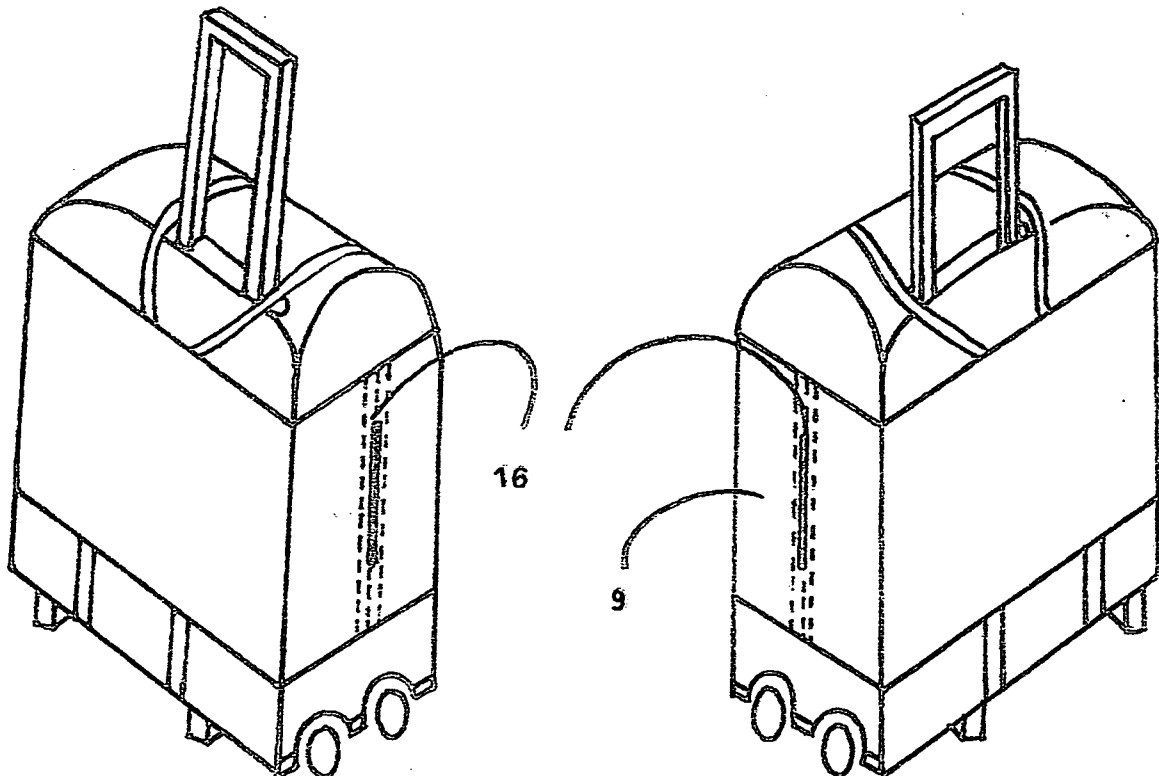


FIG. 1

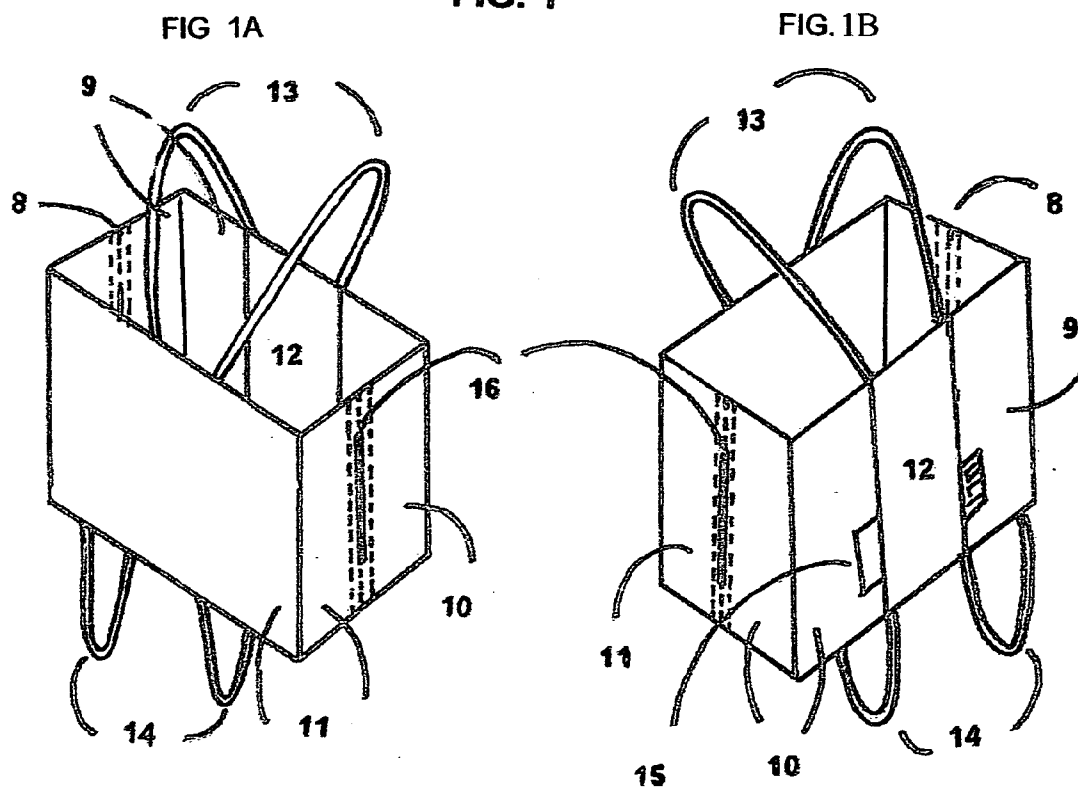


FIG. 2

FIG. 2A

FIG. 2B

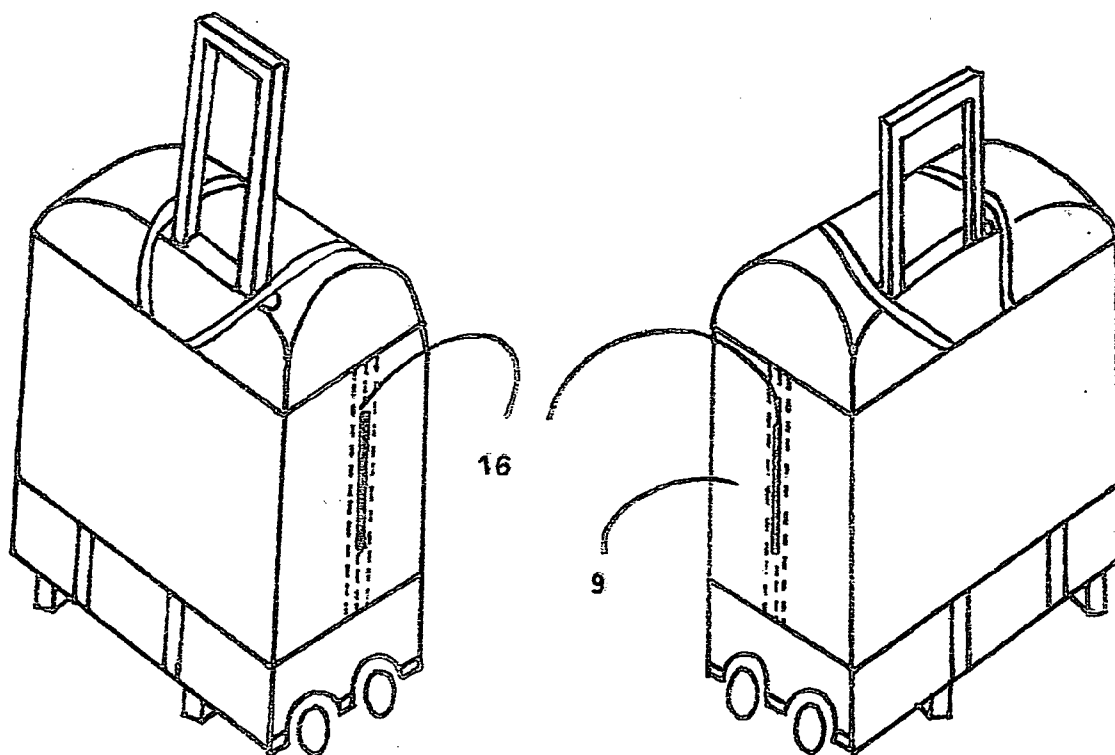


FIG. 3

FIG. 3A

BACK

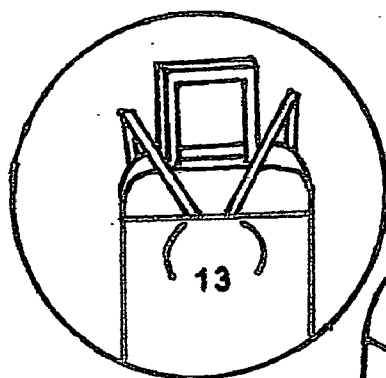


FIG. 3C

FRONT

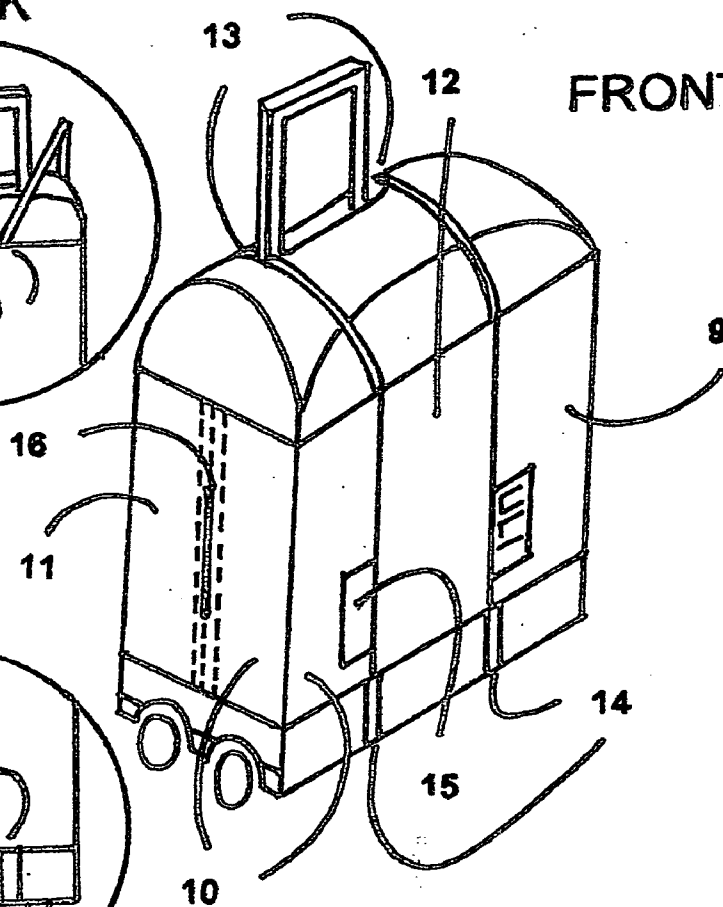


FIG. 3B

BACK

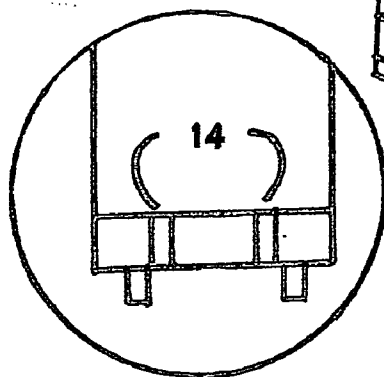


FIG. 4

FIG. 4A

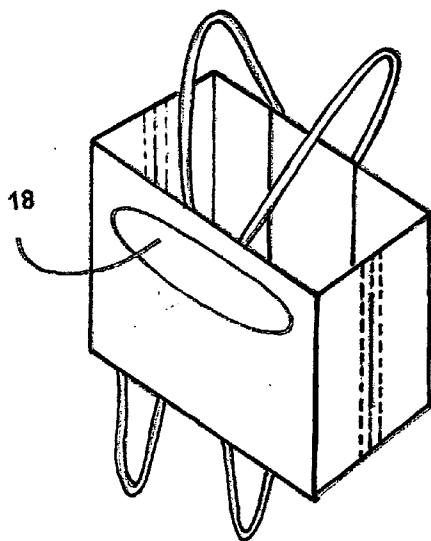


FIG. 4B

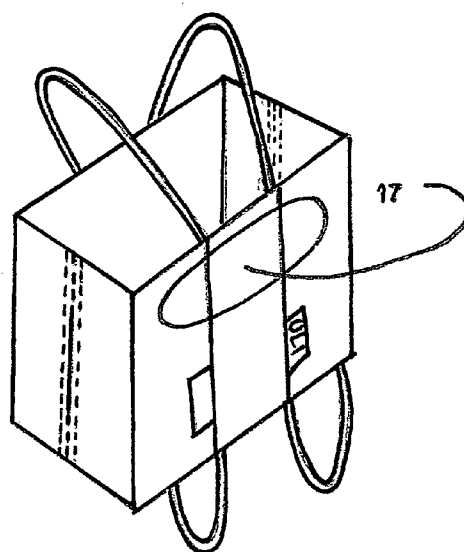


FIG. 5

FIG. 5A

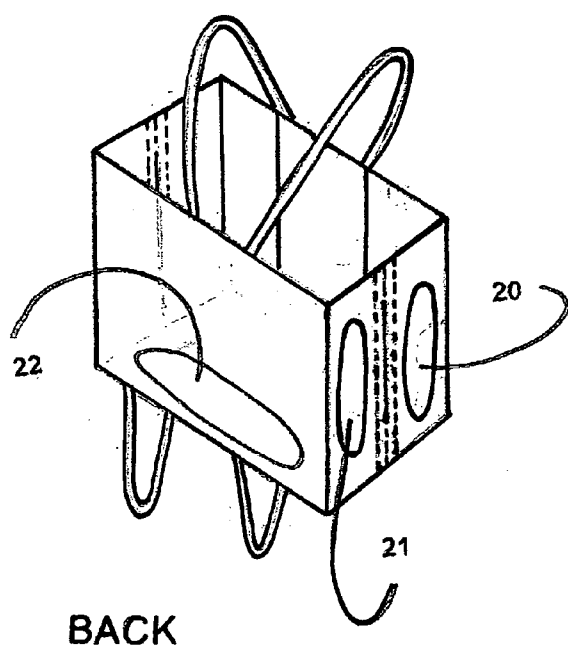


FIG. 5B

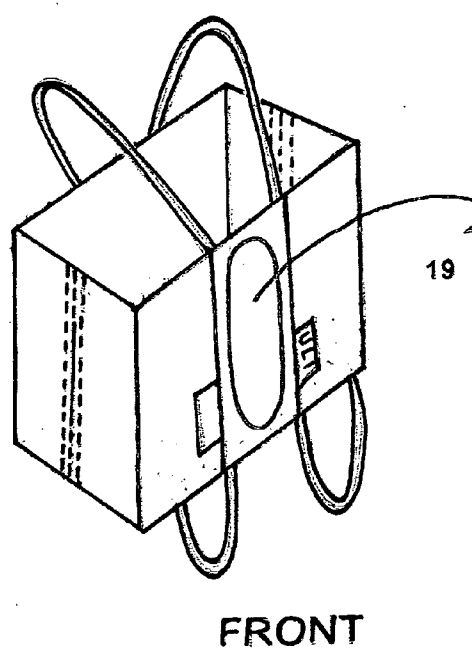


FIG. 6

FIG. 6A

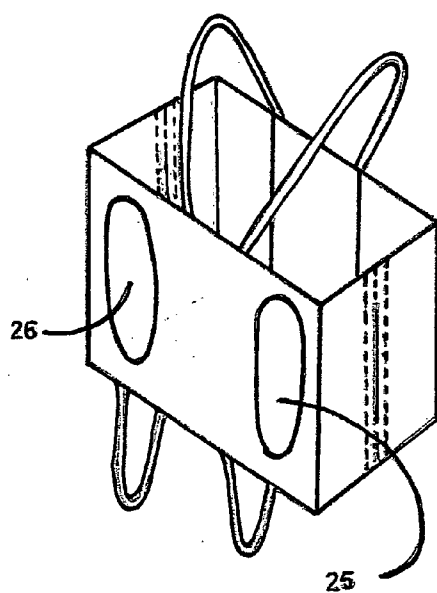


FIG. 6B

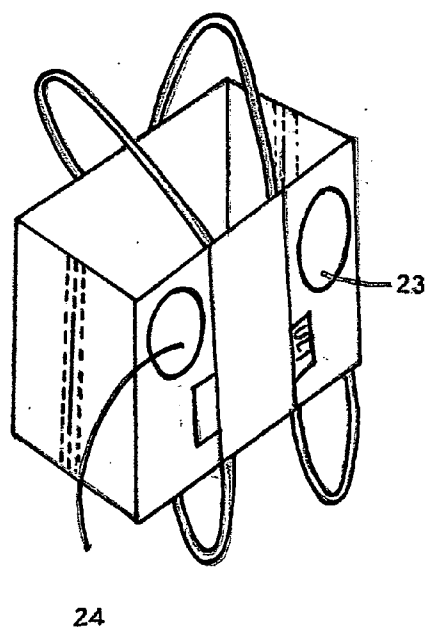


FIG. 7

FIG. 7A

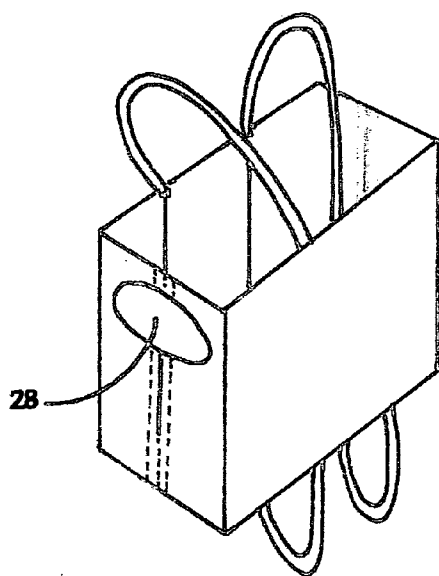


FIG. 7B

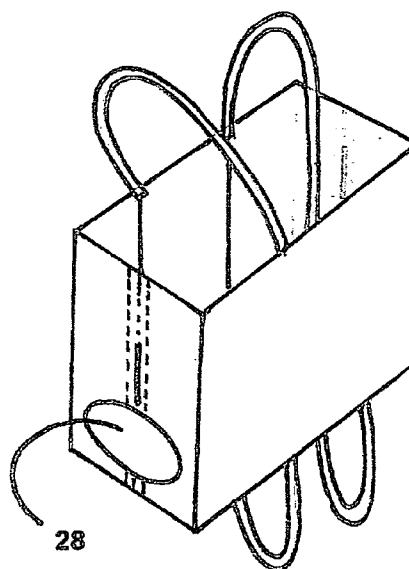



FIG. 8



UNIQUE LUGGAGE IDENTIFYING TANK TOP

CROSS-REFERENCE TO RELATED APPLICATIONS

[0001] This application is a Continuation-In-Part of pending of U.S. patent application Ser. No. 61/439,482, entitled "UNIQUE LUGGAGE IDENTIFYING TANK TOP", filed on Feb. 4, 2011, which is hereby incorporated by reference for all purposes.

DESCRIPTION

[0002] 1. Background of the Invention

[0003] Luggage has always been an inevitable part of any travel and it is extremely common for two or more identical luggage to coincide at the same conveyor belt, thus confronting each owner with the task of identifying their luggage. The present invention relates to a Unique Luggage Identifying tank top, particularly to the easiest, most convenient & incredible solution to identify and protect your luggage, that is put on a luggage case or bag, so as to identify the luggage of oneself, thereby providing a quick and accurate identification of the luggage reducing the time for searching for the luggage, and the possibility of claiming a wrong luggage. The present invention allows users to update and personalize their existing or new luggage at a minimal expense by simply using the Unique Luggage identifying tank top to differentiate their bag from the sea of look-alike bags. The Unique Luggage identifying tank top offers flexibility and versatility by means of being form fitting, expandable, washable, reusable, practical, easy to care, effective, functional and valued by minimizing the possibility of wrong claims. The present invention permits users to instantly identify their luggage regardless of how the luggage falls in the transportation belt by having the cover visible from any view of the luggage.

[0004] 2. Prior Art

[0005] It is important for travelers to be able to instantly identify their luggage so that they can maintain proper possession of their belongings. The luggage manufacturing companies have made available different colorful suitcases in order to offer travelers an option to the mass sea of black suitcases; however, the large quantities of these colorful suitcases in carousels render the identification purpose almost null. Similarities in appearance can lead to confusion among travelers over the proper ownership of the luggage. Luggage identifiers come in many different shapes. One basic identification means travelers commonly use is attaching a unique physical object to the luggage with the intent to quickly identify their belongings by recognizing the attached unique physical object, for instance, color strings, tags, patches, ribbons, straps and covers have been used in an attempt to differentiate ones luggage for the rest. However, there are a limited number of colors and combination of objects that can be used, and it is very common to find similar looking physical objects attached in a similar manner; even thought, the luggage belongs to different travelers. Most of the standard identification systems do not provide specific information of ownership, moreover, their effectiveness is directly related as to how the luggage piece lands in the conveyor belt, rendering the unique physical object ineffective.

[0006] There are other luggage identification items designed for suitcases. Typical of these are U.S. Pat. No. 2,487,596, U.S. Pat. No. 2,732,046, U.S. Pat. No. 7,441,641,

U.S. Pat. No. 7,077,251, U.S. Pat. No. 2,711,234 issued to Rubens on Jun. 21, 1955. Another patent was issued to Dempsey on Feb. 17, 1925 as U.S. Pat. No. 1,526,839.

[0007] Another patent was issued to Smallberg on Jan. 24, 1956 as U.S. Pat. No. 2,732,046. Yet another U.S. Pat. No. 3,901,360 was issued to Cook on Aug. 26, 1975. Another was issued to Collins III on Jan. 28, 1992 as U.S. Pat. No. 5,083,644 and still yet another was issued on Dec. 22, 1992 to Riceman U.S. Pat. No. 5,172,795.

[0008] Another patent was issued to Schrecongost on Oct. 26, 1993 as U.S. Pat. No. 5,255,765. Yet another U.S. Pat. No. 5,293,975 was issued to Howorka on Mar. 15, 1994. Yet another U.S. Pat. No. 6,279,796 to Trevino, issued Aug. 28, 2001. Yet another U.S. Pat. No. 6,298,991 to Tsai, issued Oct. 9, 2001; U.S. Pat. No. 6,637,562 to Oh, issued Oct. 28, 2003; and U.S. Pat. No. 7,093,699 to Yu, issued Aug. 22, 2006. U.S. Pat. No. 2,711,234

Inventor: David Rubens

Issued: Jun. 21, 1955

[0009] An adjustable cover for luggage comprising a tube of textile fabric open at the ends, said tube having in the mesh thereof elastic strands capable of approximately 100% stretch, disposed along the circumferential dimensions of the tube, so as to allow circumferential stretching of the cover to snugly encompass luggage of various sizes from the smallest to substantially the largest of any particular type; there being a slit along the longitudinal direction of the tube intermediate the length thereof for the protrusion there through of the handle of the luggage piece; the tube being of a length sufficient to accommodate the largest size of luggage of said type and adapted to be tucked over the ends of smaller sized luggage pieces.

U.S. Pat. No. 1,526,839

Inventor: Mary Dempsey

Issued: Feb. 17, 1925

[0010] A cover for baggage comprising two pieces of flexible material adapted to be partly of flexible material adapted to be partly superimposed and of a shape when engaged along their edges to enclose an article of baggage, connecting means for said edges comprising a plurality of rows of snaps on said pieces constructed and adapted to join said pieces to enclose a plurality of sizes of baggage, a top opening in said closure for a baggage handle to pass through and a flap to cover said opening under said flap.

U.S. Pat. No. 2,732,046

Inventor: Harry Smallberg

Issued: Jan. 24, 1956

[0011] A cover for an article of luggage of the character described comprising a unitary bottom wall of substantially rectangular shape, side walls of flexible inelastic woven fabric, each connected by one edge to an edge of said bottom wall and a pair of gusset sections each forming top and end wall portions of the cover and each consisting of an outer portion of inelastic woven fabric extending from the side and top edges of said wall and from an end edge of the bottom wall and a continuous elastic strip connected by one longitudinal edge to the contiguous edge of the inelastic fabric portion of

the gusset and by its end edges to the end edges of the bottom wall and having slide fastener tape, connected to the other longitudinal edge thereof.

U.S. Pat. No. 3,901,360

Inventor: Mary Cook

Issued: Aug. 26, 1975

[0012] A luggage protector having closure means extending around the periphery thereof to the opposite ends of an opening adapted for protrusion of a luggage handle there through.

U.S. Pat. No. 5,083,644

Inventor: Cecil B. Collins III

Issued: Jan. 28, 1992

[0013] A flexible foldable cover for a briefcase to shield the briefcase exterior surface from the damaging effects of rain. The cover is a rectangular bottomless hood structure having interior dimensions slightly greater than the exterior dimensions of the, briefcase, such that the hood structure can be slipped downwardly over the briefcase when there is a threat of rain. When the cover is not needed it can be folded into a small size package and stored in the briefcase.

U.S. Pat. No. 5,172,795

Inventor: Robert G. Riceman

Issued: Dec. 22, 1992

[0014] A protective cover for a handled carrying container is constituted by a pair of opposed side walls having a size greater than the corresponding walls of the carrying container and having top, side and bottom edges, the top edges and the side edges of the respective side walls being joined to each other, the bottom edges being unjoined. A handle receiving aperture is provided where the top edges are joined. A handle engaging sleeve or elastic collar is provided around the handle receiving aperture for engaging a container handle in substantially watertight engagement.

U.S. Pat. No. 5,255,765

Inventor: Deborah Schrecongost

Issued: Oct. 26, 1993

[0015] Embodiments of a removable luggage cover are disclosed, each for protecting a piece of luggage from damaging and dirty environments. The luggage cover is a piece of durably woven fabric held on the luggage either by being directly attached to the luggage with clips or buckles or by enveloping the luggage and being clipped or buckled together. No zipper for an envelope nearly completely enclosing the luggage is required. The luggage cover allows access and use of the luggage handle while the cover is in place, and is adjustable to luggage of different sizes and shapes.

U.S. Pat. No. 5,293,975

Inventor: David J. Howorka

Issued: Mar. 15, 1994

[0016] A universal briefcase protector for use with briefcases of various sizes and shapes. The briefcase protector of the present invention protects both the body of the briefcase as

well as the handles. Additionally, the briefcase protector allow for normal carrying of the briefcase even when the protector is employed.

U.S. Pat. No. 6,279,796

Inventor: Trevino

Issued: Aug. 28, 2001

[0017] In its simplest for the identifying cover in a sack, which can be used to cover the luggage, and secure thereto with an adjustable strap.

U.S. Pat. No. 6,637,562

Inventor: Oh

Issued: Oct. 28, 2003

[0018] The protective luggage cover concepts have evolved to include the integration thereof within the luggage itself.

U.S. Pat. No. 7,093,699

Inventor: Yu

Issued: Aug. 22, 2006

[0019] The protective luggage cover has also evolve to include an expandable panel thereof is constrained and released by means of a mechanical mechanism or fastener associated with one panel of the cover, to accommodate different size luggage.

[0020] While these luggage protective and identifying devices may be suitable for the purposes for which they were designed, they would not be as suitable for the purposes of the present invention, as hereinafter described.

[0021] It is the object of the present invention to fulfill the need of travelers for an ever changing customizable identifying luggage cover tank top without having to incur in the additional expense of replacing the cover anytime they want a change, which allows the user to reinvent their luggage cover by means of adding patches, stickers, embroidery designs, transfers, sublimation, fabric paints, rhinestones, drawings, staining, writing or any and all other possible fabric treatments available in the market. As well as, to provide an easy to identify, colorful, transferable, light weight, flexible, reusable, washable, adjustable, versatile, inexpensive to manufacture ever changing luggage ID cover for all different styles, manufacturing, shapes and sizes suitcases having a tailored look to fit luggage empty or full providing protection to accidental opening and allowing easy access to the interior without having to remove the cover. The device allows a user to easily and instantly recognize their luggage at airports, bus terminals, train stations and hotels by the unique personalization flexibility allowed the user by the device. The device is easy to install and remove and it accommodates the various physical aspects of modern articles of luggage (Wheels, expandable handles, expandable bodies, round shapes, side handles, pockets, etc) It is to be appreciated that the cover may also be used as a media vehicle to provide advertising and identification functionality.

SUMMARY OF THE INVENTION

[0022] The present invention discloses a Unique Luggage identifying tank top easily identifiable, flexible and versatile by means of being form fitting, expandable, washable, reusable, practical, easy to care, effective, functional and valued by minimizing the possibility of wrong luggage claims. The

present invention, accordingly, provides a Unique Luggage identifying tank top having a first side strip, an opposite second side strip, a central strip and a back strip that warps around the back of the luggage to meet with the first and second side strips, all made of a stretchy and/or non stretchy material. The second side strip is substantially parallel to the first side strip. The central strip is generally disposed between the first side strip and the second side strip forming the front of the Luggage tank top. The first side strip and opposite second strip are connected to the back strip on opposite ends to form the sides and the back of the Luggage tank top; therefore, completing the Luggage tank top. The Luggage tank top comprises one aperture located on at least the union of the first side strip with back strip and the union of the second strip with back strip, wherein the aperture is generally coextensive with luggage handles. To secure the Luggage tank top from sliding, two straps are connected from the top front central strip to the top back strip, the straps are located parallel to each in order to allow easy access to the luggage content and adjustable handles. Furthermore; two additional straps are connected from the bottom front central strip to the bottom back strip allowing easy access to the wheels and bottom handle of the luggage. Additionally, a non removable tag is attached to the inside or outside of any of the strips for subsequent identification by the end user.

[0023] In another preferred embodiment of the present invention, the securing straps are comprised of elastic bands.

[0024] In another preferred embodiment of the present invention, the securing straps can be position at a diagonal direction from the top center strip to the top back strip.

[0025] In another preferred embodiment of the present invention, printed material is embedded in at least one of the center strip, the first side strip, and the second side strip.

[0026] In another preferred embodiment of the present invention, sublimation techniques can be embedded in at least one of the center strip, the first side strip, and the second side strip, and the back.

[0027] In another preferred embodiment of the present invention, a Unique Luggage identifying tank top having a plurality of patterns, prints, fabrics, materials and/or graphic images and embroidery whereby a user can easily personalize and identify their luggage when using the present invention.

[0028] The foregoing has outlined rather broadly the features and technical advantages of the present invention in order that the detailed description of the invention that follows may be better understood. Additional features and advantages of the invention will be described hereinafter which form the subject of the claims of the invention. It should be appreciated by those skilled in the art that the conception and the specific embodiment disclosed may be readily utilized as a basis for modifying or designing other structures for carrying out the same purposes of the present invention. It should also be realized by those skilled in the art that such equivalent constructions do not depart from the spirit and scope of the invention as set forth in the appended claims.

BRIEF DESCRIPTION OF THE DRAWINGS

[0029] For a more complete understanding of the present invention, and the advantage thereof, reference is now made to the following description taking in conjunction with the accompanying drawings, in which:

[0030] FIG. 1. Is a rear and front perspective view of the present invention.

[0031] FIG. 2. Is a rear perspective view of the present invention having a suitcase therein.

[0032] FIG. 3. Is a front perspective of the present invention having a suitcase therein.

[0033] FIG. 3A. Is a rear top detail view of the present invention having a suitcase therein.

[0034] FIG. 3B. Is a rear bottom detail view of the present invention having a suitcase therein.

[0035] FIGS. 4, 5, 6, and 7 show a plurality of possible designs of the present invention for easy identification and personalization.

DETAIL DESCRIPTION

[0036] The following discussion describes in detail one embodiment of the invention. This discussion should not be construed, however, as limiting the invention to those particular embodiments since practitioners skilled in the art will recognize numerous other embodiments as well. For a definition of the complete scope of the invention, the reader is directed to the appended claims. Refer now to the drawings wherein depicted elements are, for the sake of clarity, not necessarily shown to scale and wherein like or similar elements are designated by the same reference numeral through the several views.

[0037] FIGS. 1-7 of the drawings generally designate a Unique Luggage Identifying Tank Top. As seen in FIG. 3, Unique Luggage Identifying Tank Top is dimensioned to cover an article of luggage or conventional wheeled luggage, allowing access to content, wheels and handles while covering and protecting. The Unique Luggage Identifying Tank Top FIG. 3 can come in a variety of shapes and sizes to cover articles of luggage of different dimensions.

[0038] FIG. 1. The Unique Luggage Identifying Tank Top consists of (4) pieces of fabric connected together as follows: Unique Luggage Identifying Tank Top consist of two strips (FIG. 1 # 10-11) fabricated of a stretchy or non stretchy fabric connected together to form the side of the Luggage identifying tank top where the side handle of the luggage will be exposed for easy access (FIG. 1 # 16), one of the connected strips (FIG. 1 # 11) will wrap around the back of the luggage to meet with a third strip (FIG. 1 # 9) of stretchy or non stretchy fabric to be connected together to form the side of the luggage identifying tank top where the side handle of the luggage will be exposed for easy access (FIG. 1 # 8). A fourth strip fabricated of a stretchy or non stretchy fabric (FIG. 1 # 12) connected together to the strips that forms the side of the luggage identifying tank top where the side handle is exposed (FIG. 1 # 9) to form the center front of the tank top (FIG. 1 # 12) to be connected together to the initial strip of fabric (FIG. 1 # 10) to close the unique luggage identifying tank top. The center front strip of stretchy or non stretchy fabric (FIG. 1 # 12) will be of a contrasting fabric or combination of fabric to the body of the tank top and serve as visual identification for the luggage. Two Straps (FIG. 1 # 13) comprise of stretchy fabric connected under lap the top edge of the center front panel's outer corners to extend over the luggage top next to the luggage top handle and connected under lap top edge of the center of back panel in a diagonal direction (FIG. 1 # 13). Two straps comprise of stretchy fabric connected under lap the bottom edge of the center front panel's outer corners to extends under the luggage between the luggage's wheels and connected under lap bottom edge of the back panel placed directly across from the outer corners of the front center panel (FIG. 1 # 14).

[0039] Preferably, cover FIG. 3 is designed to cover substantially rectangular or parallelepiped shaped articles of luggage, such as conventional wheeled luggage. Moreover, cover FIG. 3 can be easily slid over the article of luggage and secured into place by a securing strap 13.

[0040] Additionally, side panels 9 and 10 typically have the same general dimensions, making the manufacture of the luggage tank top FIG. 3 easier because a single pattern or template can be used to make both side strips 9 and 10.

[0041] Once the center strip 12 and the side strips 9 and 10 are secured together with the back strip 11, the bottom and the top of the luggage tank top FIG. 1 forms an opening. Openings enable a user to be able to slide the luggage tank to FIG. 2 over articles of luggage so that the majority of the surface area is covered by the luggage tank top. To prevent the luggage tank top from sliding off of the articles of luggage, securing straps 13 and 14 are positioned to hold the luggage tank top in place. Additionally, the securing straps 13 and 14 can be comprised of elastic material, such as polyester elastic.

[0042] In addition to protecting the article of luggage, such as the article shown in FIG. 3, the luggage tank top FIG. 1 should also be functional. Specifically, a user should be able to use handles or other carrying members provided by the articles of luggage. To account for usage of the handles, holes 16 are strategically located on either side of the Luggage Tank top FIG. 2 to allow access to handles or other carrying members.

[0043] One of the main objectives of the invention FIGS. 4, 5, 6 and 7, is making available for the users identification features that make the luggage tank top uniquely theirs by the use of one or multiple non exclusive features, such as: a plastic transparent ID holder 15, embroidery, silk-screening or other imprinting techniques with the luggage tank top FIG. 1. The Luggage Tank Top FIG. 1 generally is inexpensive to manufacture and versatile in its use; it could serve as souvenir, corporate gift, trade show give away, brand awareness, group identification, etc. The Luggage tank top serves their purpose of providing quick identification, protection and platform for personal or corporate advertising.

[0044] The unique visual identification indicator 17, 18, 19, 20, 21, 22, 23, 24, 25, 26, 27 and 28 comprises at least one or a combination of the following items: Colors, Images, Patterns and custom designs, Personal or Corporate Logos, Pictures, Letters or Combinations of Letters, Words and/or Phrases, Labels (Absence of visible labels, color label with company logo and plastic label opposite side 15, with label of any kind), pockets, with or without pockets of any kind and/or placed anywhere in the luggage tank top.

[0045] Having thus described the present invention by reference to certain of its preferred embodiments, it is noted that the embodiments disclosed are illustrative rather than limiting in nature and that a wide range of variations, modifications, changes, and substitutions are contemplated in the foregoing disclosure and, in some instances, some features of the present invention may be employed without a corresponding use of the other features. Many such variations and modifications may be considered obvious and desirable by those skilled in the art based upon a review of the foregoing description of preferred embodiments. Accordingly, it is appropriate that the appended claims be construed broadly and in a manner consistent with the scope of the invention.

I claim:

1. A Unique Luggage identifying tank top, comprising: a first side strip; an opposite second side strip; a central strip;

and a back strip that warps around the back of the luggage to meet with the first and second side strips, all made of a stretchy and/or non stretchy material; The second side strip is substantially parallel to the first side strip; The central strip is generally disposed between the first side strip and the second side strip forming the front of the unique luggage identifying tank top; The first side strip and opposite second strip are connected to the back strip on opposite ends to form the sides and the back of the complete unique luggage identifying tank top; the unique luggage identifying tank top comprises one aperture located on at least the union of the first side strip with back strip and the union of the second strip with back strip, wherein the aperture is generally coextensive with luggage handles; to secure the unique Luggage identifying tank top from sliding, two straps are connected from the top front central strip to the top back strip, the straps are located parallel to each in other to allow easy access to the luggage content and adjustable handles; two additional straps are connected from the bottom front central strip to the bottom back strip allowing easy access to the wheels and bottom handle of the luggage; a non removable tag is attached to the inside or outside of any of the strips for subsequent identification by the end user.

2. The unique luggage identifying tank top of claim 1, wherein the securing straps are comprised of elastic bands.

3. The unique luggage identifying tank top of claim 1, wherein the securing straps can be positioned at a diagonal direction from the top center strip to the top back strip.

4. The unique luggage identifying tank top of claim 1, wherein at least one of said center strip, said back strip, said first side strips, said second side strip include indicia for identification or personalization of said luggage from another of similar size and/or color.

5. The unique luggage identifying tank top, of claim 4, wherein the printed material is embedded in at least one of the center strips, the first side strip, the second side strip and the back strip.

6. The unique luggage identifying tank top of claim 4, wherein the sublimation techniques can be embedded in at least one of the center strip, the first side strip, and the second side strip, and the back.

7. The unique luggage identifying tank top of claim 4, wherein indicia selected from the group consisting of a sports team and/or logo, a school name and/or logo, a professional name and/or logo, commercial name and/or logo, a non-profit organization name and/or logo, a political party name and/or logo, a personal name and/or photo, and any/all other existing organizations, promotion of sponsorship or affiliation and of any combination thereof.

8. The unique luggage identifying tank top of claim 1, wherein at least one of said center strip, said back strip and said first side strip and second side strips include a plurality of patterns, prints, fabrics, materials and/or graphic images and embroidery whereby a user can easily personalize and identify their luggage.

9. The unique luggage identifying tank top of claim 1, wherein at least one of said center strip, said back strip and said first side strip and second side strips includes at least one removable and/or non removable identification tag containing personal information of an owner of said luggage.

10. The unique luggage identifying tank top of claim 1, wherein at least one of said center strip, said back strip and

said first side strip and second side strips includes at least one removable and/or non removable tag to be used for branding purposes and private labeling.

11. The unique luggage identifying tank top of claim **1**, wherein at least one of said center strip, said back strip and said first side strip and second side strips include a plurality of accessories and/or details to create a costume such as, bridal gown, tuxedo, princes, mascots, characters, and any and all other costumes.

12. The unique luggage identifying tank top comprising: a front panel formed by three or more strips of the same or different colors, stretchy or non stretchy materials connected together substantially parallel one to the other to complete the front panel and a back panel formed by three or more strips of same or different colors stretchy or non stretchy materials connected together substantially parallel to complete the back panel; wherein the front panel and the back panel are connected on opposite sides to complete the luggage tank top; the unique luggage identifying tank top comprises at least one aperture located on either side of the union of the front panel with back panel, wherein the aperture is generally coextensive with luggage handles; to secure the unique Luggage identifying tank top from sliding; two straps are connected from the top front panel to the top back panel, the straps are located parallel to each in other to allow easy access to the luggage content and adjustable handles; two additional straps are connected from the bottom front panel to the bottom back panel allowing easy access to the wheels and bottom handle

of the luggage; a non removable tag is attached to the inside or outside of any of the panels for subsequent identification by the end user.

13. The unique luggage identifying tank top of claim **12**, wherein at least one of said front panel or back panel includes at least one removable and/or non removable identification tag containing personal information of an owner of said luggage

14. The unique luggage identifying tank top of claim **12**, wherein at least one of said horizontal strips includes at least one removable and/or non removable tag to be used for branding purposes and private labeling.

15. The unique luggage identifying tank top of claim **12**, wherein at least one of said front panel and/or back panel includes indicia for identification or personalization of said luggage from another of similar size and/or color.

16. The unique luggage identifying tank top of claim **15**, wherein indicia selected from the group consisting of a sports teams and/or logo, a school name and/or logo, a professional name and/or logo, commercial name and/or logo, a non-profit organization name and/or logo, a political party name and/or logo, a personal name and/or photo, and any/or all other existing organizations, promotion of sponsorship or affiliation and of any combination thereof.

17. The unique luggage identifying tank top of claim **12**, wherein at least one of said front panel and/or back panel include a plurality of patterns, prints, fabrics, materials and/or graphic images and embroidery whereby a user can easily personalize and identify their luggage.

* * * * *