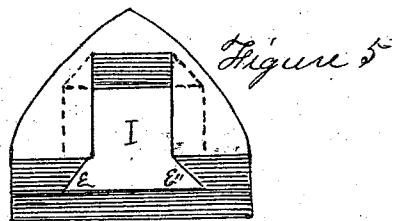
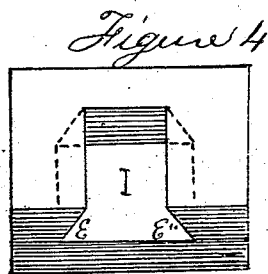
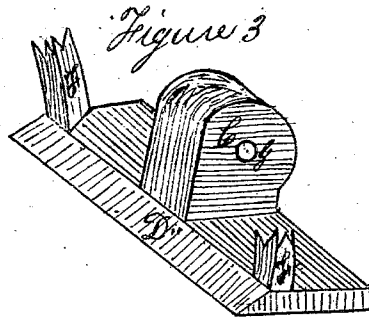
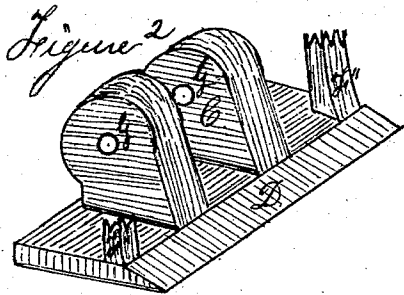

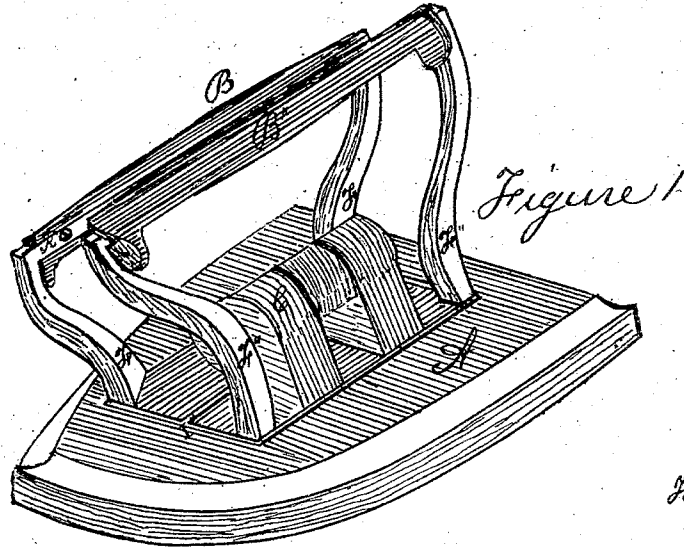


James Conner's Improvement
in Lad Irons,

105649

PATENTED JUL 26 1870



Witnesses
James M. Hoag
William P. Conner

James Conner

United States Patent Office.

JAMES CONNER, OF RICHMOND, INDIANA.

Letters Patent No. 105,649, dated July 26, 1870; antedated July 15, 1870.

IMPROVED SAD-IRON.

The Schedule referred to in these Letters Patent and making part of the same

I, JAMES CONNER, of the city of Richmond, county of Wayne and State of Indiana, have invented certain Improvements in Sad-Irons, of which the following is a specification.

Nature and Object of the Invention.

The nature of my invention consists in combining a double handle with hinged plates, and dovetails with sad-irons.

The object is to furnish a better article at a cheaper rate, as my invention requires a much less number of handles; as, for instance, only one handle is required for a number of irons.

Description of the Accompanying Drawing.

The same letters refer to corresponding parts in the several figures.

Figure 1 is a perspective view of my improved sad-iron.

Figure 2 is one-half of the hinge and beveled plate.

Figure 3 is the other half of the hinge and beveled plate.

Figure 4 is a transverse vertical section of my sad-iron, cut in two in the middle, and showing a slot with dovetail sides.

Figure 5 is also a transverse vertical section, cut in two in the middle, and showing a dovetail slot.

Figure 6 is a pin.

General Description.

A is the sad-iron.

B B', covering for handles, of wood or other non-conducting material.

C is a hinge.

D D' are plates, beveled on the outer edge of each at the bottom of the hinge, and to each of which is secured one part of the hinge. The hinges and plates

may, and should be, all cast together in halves, with the handles cast on each plate.

E E' are dovetailed sides in the slots I.

F F' are handles.

G are holes to admit a pin.

H is a pin inserted in the holes G, by which the hinge C is held together, and forms a joint by means of the pieces D D'.

I is a slot with dovetail sides.

K, screws by which the wooden covering is secured to the handles F F'.

Construction.

My improved sad-iron is made of cast-iron, as also the handles, which should be covered on the outside, with wood, screwed onto the iron.

Operation.

It will be seen that, when the handles F F' are parted, the plates D D' will close against each other, and allow the plates D D' to enter the slot I, when, by closing the handles F F', the beveled plates D D' will enter the dovetails E E', and the iron may be carried and used, as the gripping of the handles for use is sufficient to hold the plates D D' in the slot I firmly.

I do not claim a portable or adjustable sad-iron handle, as I am aware they have been used.

What I claim as my improvement in sad-irons is—

The arrangement of the handle B in two parts, and hinged at the center, as at C, to the bevel-pieces D D', in combination with the sad-iron A, as shown and described.

JAMES CONNER.

Witnesses:

JAMES M. HAYS,

WILLIAM P. ERWIN.