



US00D364935S

United States Patent [19]
deBlois

[11] **Patent Number:** **Des. 364,935**
[45] **Date of Patent:** ****Dec. 5, 1995**

[54] **FLEXIBLE FLASHLIGHT**
[75] Inventor: **Bryan P. deBlois**, West Haven, Conn.
[73] Assignee: **Black & Decker Inc.**, Newark, Del.
[**] Term: **14 Years**
[21] Appl. No.: **34,500**
[22] Filed: **Feb. 6, 1995**
[52] U.S. Cl. **D26/43; D26/49**
[58] **Field of Search** **D26/37, 43, 44,**
D26/46, 49, 60, 62; 362/157, 158, 184,
188, 189, 191, 198, 199, 200, 396

5,385,500 1/1995 Schmidt 362/189 X

FOREIGN PATENT DOCUMENTS

685931 8/1968 Japan D26/43

Primary Examiner—Susan J. Lucas
Attorney, Agent, or Firm—Barry E. Deutsch

[57] **CLAIM**

The ornamental design for a flexible flashlight, as shown and described.

DESCRIPTION

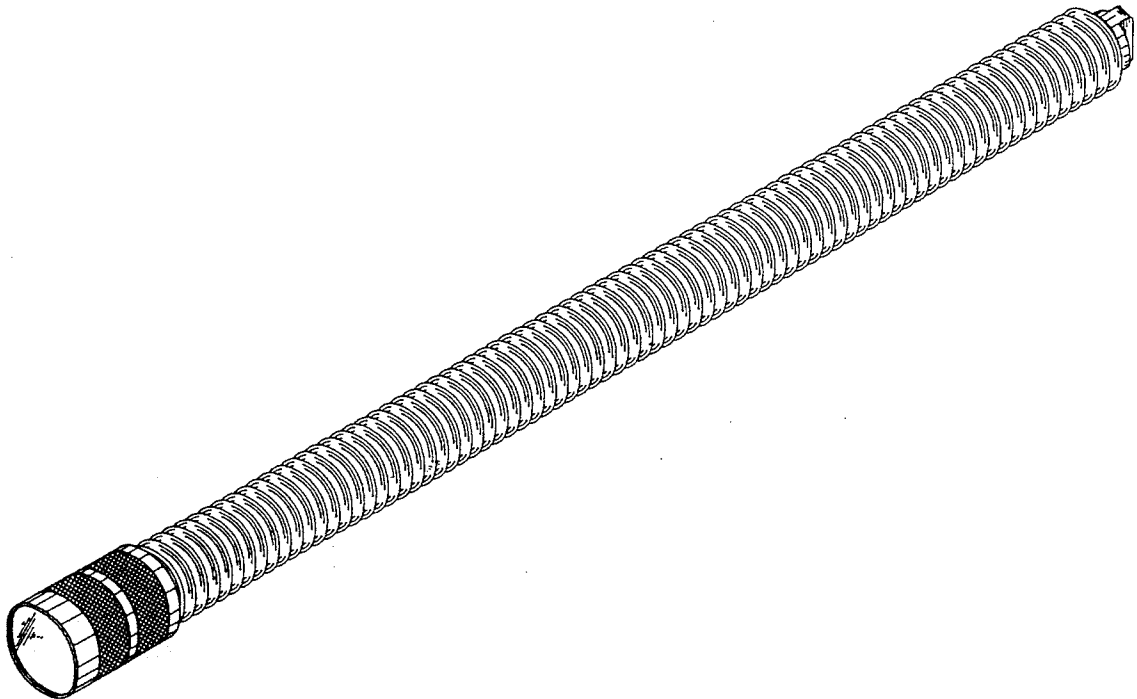
FIG. 1 is a perspective view taken from the front, top, and right side of a flexible flashlight showing my new design; FIG. 2 is a top plan view thereof, the bottom plan view being identical to the top plan view; FIG. 3 is a right side elevational view thereof with the left side elevational view being identical to the right side view shown in FIG. 3; FIG. 4 is a front elevational view thereof; and, FIG. 5 is a rear elevational view thereof.

[56] **References Cited**

U.S. PATENT DOCUMENTS

D. 268,442	3/1983	Darmon	D26/37
D. 306,351	2/1990	Charet et al.	D26/43
D. 308,258	5/1990	Kung-Kit et al.	D26/49
D. 314,246	1/1991	Bache	D26/62
D. 337,839	7/1993	Zeller	D26/43
3,111,277	11/1963	Grimsley	D26/43 X
4,733,337	3/1988	Bieberstein	365/157 X

1 Claim, 2 Drawing Sheets



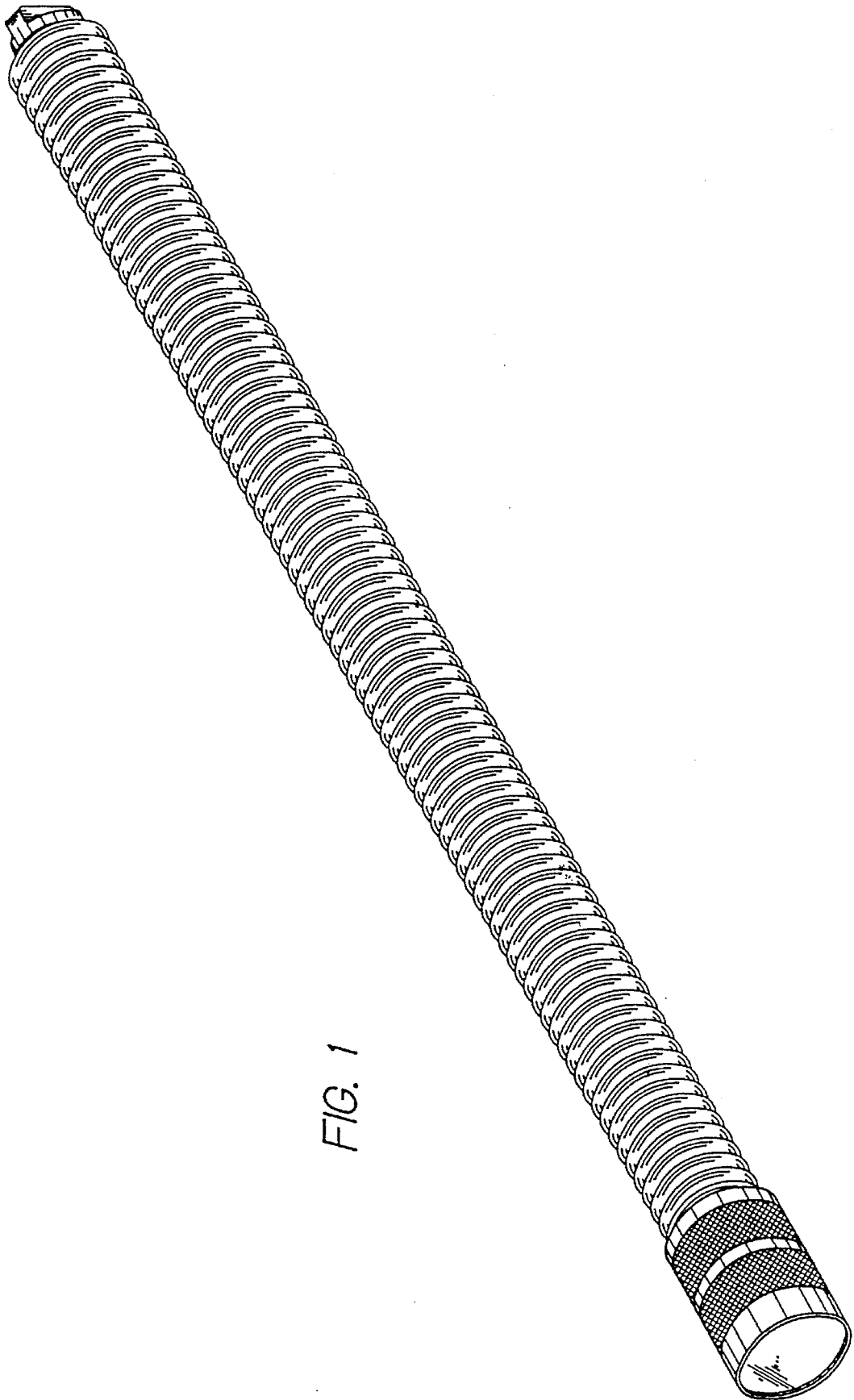


FIG. 1

FIG. 2

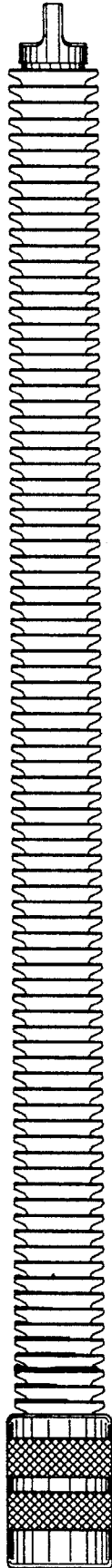


FIG. 3

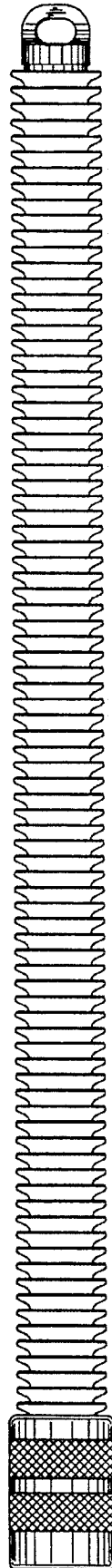


FIG. 4



FIG. 5

