

(19) World Intellectual Property Organization
International Bureau



(43) International Publication Date
13 February 2003 (13.02.2003)

PCT

(10) International Publication Number
WO 03/011781 A2

(51) International Patent Classification⁷: **C03C 3/12**,
10/02, C09K 3/14

(21) International Application Number: PCT/US02/24457

(22) International Filing Date: 2 August 2002 (02.08.2002)

(25) Filing Language: English

(26) Publication Language: English

(30) Priority Data:
09/922,527 2 August 2001 (02.08.2001) US

(71) Applicant: **3M INNOVATIVE PROPERTIES COMPANY** [US/US]; 3M Center, Post Office Box 33427, Saint Paul, MN 55133-3427 (US).

(72) Inventor: **ROSENFLANZ, Anatoly Z.**; Post Office Box 33427, Saint Paul, MN 55133-3427 (US).

(74) Agents: **ALLEN, Gregory D.**, et al.; Office of Intellectual Property Counsel, Post Office Box 33427, Saint Paul, MN 55133-3427 (US).

(81) Designated States (*national*): AE, AG, AL, AM, AT (utility model), AT, AU, AZ, BA, BB, BG, BR, BY, BZ, CA, CH, CN, CO, CR, CU, CZ (utility model), CZ, DE (utility model), DE, DK (utility model), DK, DM, DZ, EC, EE (utility model), EE, ES, FI (utility model), FI, GB, GD, GE, GH, GM, HR, HU, ID, IL, IN, IS, JP, KE, KG, KP, KR, KZ, LC, LK, LR, LS, LT, LU, LV, MA, MD, MG, MK, MN, MW, MX, MZ, NO, NZ, OM, PH, PL, PT, RO, RU, SD, SE, SG, SI, SK (utility model), SK, SL, TJ, TM, TN, TR, TT, TZ, UA, UG, UZ, VN, YU, ZA, ZM, ZW.

(84) Designated States (*regional*): ARIPO patent (GH, GM, KE, LS, MW, MZ, SD, SL, SZ, TZ, UG, ZM, ZW), Eurasian patent (AM, AZ, BY, KG, KZ, MD, RU, TJ, TM), European patent (AT, BE, BG, CH, CY, CZ, DE, DK, EE, ES, FI, FR, GB, GR, IE, IT, LU, MC, NL, PT, SE, SK, TR), OAPI patent (BF, BJ, CF, CG, CI, CM, GA, GN, GQ, GW, ML, MR, NE, SN, TD, TG).

Declarations under Rule 4.17:

- *as to applicant's entitlement to apply for and be granted a patent (Rule 4.17(ii)) for the following designations AE, AG, AL, AM, AT, AU, AZ, BA, BB, BG, BR, BY, BZ, CA, CH, CN, CO, CR, CU, CZ, DE, DK, DM, DZ, EC, EE, ES, FI, GB, GD, GE, GH, GM, HR, HU, ID, IL, IN, IS, JP, KE, KG, KP, KR, KZ, LC, LK, LR, LS, LT, LU, LV, MA, MD, MG, MK, MN, MW, MX, MZ, NO, NZ, OM, PH, PL, PT, RO, RU, SD, SE, SG, SI, SK, SL, TJ, TM, TN, TR, TT, TZ, UA, UG, UZ, VN, YU, ZA, ZM, ZW, ARIPO patent (GH, GM, KE, LS, MW, MZ, SD, SL, SZ, TZ, UG, ZM, ZW), Eurasian patent (AM, AZ, BY, KG, KZ, MD, RU, TJ, TM), European patent (AT, BE, BG, CH, CY, CZ, DE, DK, EE, ES, FI, FR, GB, GR, IE, IT, LU, MC, NL, PT, SE, SK, TR), OAPI patent (BF, BJ, CF, CG, CI, CM, GA, GN, GQ, GW, ML, MR, NE, SN, TD, TG)*
- *as to the applicant's entitlement to claim the priority of the earlier application (Rule 4.17(iii)) for all designations*

Published:

- *with declaration under Article 17(2)(a); without abstract; title not checked by the International Searching Authority*

For two-letter codes and other abbreviations, refer to the "Guidance Notes on Codes and Abbreviations" appearing at the beginning of each regular issue of the PCT Gazette.

(54) Title: Al_2O_3 -RARE EARTH OXIDE-ZrO₂/HfO₂ MATERIALS, AND METHODS OF MAKING AND USING THE SAME

(57) Abstract:



WO 03/011781 A2

**Al₂O₃-RARE EARTH OXIDE-ZrO₂/HfO₂ MATERIALS,
AND METHODS OF MAKING AND USING THE SAME**

Field of the Invention

5 The present invention relates to Al₂O₃-rare earth oxide-ZrO₂/HfO₂ (including amorphous materials (including glasses), crystalline ceramics, and glass-ceramics) and methods of making the same.

Description of Related Art

10 A large number of amorphous (including glass) and glass-ceramic compositions are known. The majority of oxide glass systems utilize well-known glass-formers such as SiO₂, B₂O₃, P₂O₅, GeO₂, TeO₂, As₂O₃, and V₂O₅ to aid in the formation of the glass. Some of the glass compositions formed with these glass-formers can be heat-treated to form glass-ceramics. The upper use temperature of glasses and glass-ceramics formed
15 from such glass formers is generally less than 1200°C, typically about 700-800°C. The glass-ceramics tend to be more temperature resistant than the glass from which they are formed.

 In addition, many properties of known glasses and glass-ceramics are limited by the intrinsic properties of glass-formers. For example, for SiO₂, B₂O₃, and P₂O₅-based
20 glasses and glass-ceramics, the Young's modulus, hardness, and strength are limited by such glass-formers. Such glass and glass-ceramics generally have inferior mechanical properties as compared, for example, to Al₂O₃ or ZrO₂. Glass-ceramics having any mechanical properties similar to that of Al₂O₃ or ZrO₂ would be desirable.

 Although some non-conventional glasses such as glasses based on rare earth oxide-
25 aluminum oxide (see, e.g., PCT application having publication No. WO 01/27046 A1, published April 19, 2001, and Japanese Document No. JP 2000-045129, published February 15, 2000) are known, additional novel glasses and glass-ceramic, as well as use for both known and novel glasses and glass-ceramics is desired.

 In another aspect, a variety of abrasive particles (e.g., diamond particles, cubic
30 boron nitride particles, fused abrasive particles, and sintered, ceramic abrasive particles (including sol-gel-derived abrasive particles) known in the art. In some abrading

applications, the abrasive particles are used in loose form, while in others the particles are incorporated into abrasive products (e.g., coated abrasive products, bonded abrasive products, non-woven abrasive products, and abrasive brushes). Criteria used in selecting abrasive particles used for a particular abrading application include: abrading life, rate of
5 cut, substrate surface finish, grinding efficiency, and product cost.

From about 1900 to about the mid-1980's, the premier abrasive particles for abrading applications such as those utilizing coated and bonded abrasive products were typically fused abrasive particles. There are two general types of fused abrasive particles: (1) fused alpha alumina abrasive particles (see, e.g., U.S. Pat. Nos. 1,161,620 (Coulter),
10 1,192,709 (Tone), 1,247,337 (Saunders et al.), 1,268,533 (Allen), and 2,424,645 (Baumann et al.)) and (2) fused (sometimes also referred to as "co-fused") alumina-zirconia abrasive particles (see, e.g., U.S. Pat. Nos. 3,891,408 (Rowse et al.), 3,781,172 (Pett et al.), 3,893,826 (Quinan et al.), 4,126,429 (Watson), 4,457,767 (Poon et al.), and 5,143,522 (Gibson et al.))(also see, e.g., U.S. Pat. Nos. 5,023,212 (Dubots et. al) and
15 5,336,280 (Dubots et. al) which report the certain fused oxynitride abrasive particles). Fused alumina abrasive particles are typically made by charging a furnace with an alumina source such as aluminum ore or bauxite, as well as other desired additives, heating the material above its melting point, cooling the melt to provide a solidified mass, crushing the solidified mass into particles, and then screening and grading the particles to provide the
20 desired abrasive particle size distribution. Fused alumina-zirconia abrasive particles are typically made in a similar manner, except the furnace is charged with both an alumina source and a zirconia source, and the melt is more rapidly cooled than the melt used to make fused alumina abrasive particles. For fused alumina-zirconia abrasive particles, the amount of alumina source is typically about 50-80 percent by weight, and the amount of
25 zirconia, 50-20 percent by weight zirconia. The processes for making the fused alumina and fused alumina abrasive particles may include removal of impurities from the melt prior to the cooling step.

Although fused alpha alumina abrasive particles and fused alumina-zirconia abrasive particles are still widely used in abrading applications (including those utilizing
30 coated and bonded abrasive products, the premier abrasive particles for many abrading applications since about the mid-1980's are sol-gel-derived alpha alumina particles (see,

e.g., U.S. Pat. Nos. 4,314,827 (Leitheiser et al.), 4,518,397 (Leitheiser et al.), 4,623,364 (Cottringer et al.), 4,744,802 (Schwabel), 4,770,671 (Monroe et al.), 4,881,951 (Wood et al.), 4,960,441 (Pellow et al.), 5,139,978 (Wood), 5,201,916 (Berg et al.), 5,366,523 (Rowenhorst et al.), 5,429,647 (Larmie), 5,547,479 (Conwell et al.), 5,498,269 (Larmie),
5 5,551,963 (Larmie), and 5,725,162 (Garg et al.)).

The sol-gel-derived alpha alumina abrasive particles may have a microstructure made up of very fine alpha alumina crystallites, with or without the presence of secondary phases added. The grinding performance of the sol-gel derived abrasive particles on metal, as measured, for example, by life of abrasive products made with the abrasive particles
10 was dramatically longer than such products made from conventional fused alumina abrasive particles.

Typically, the processes for making sol-gel-derived abrasive particles are more complicated and expensive than the processes for making conventional fused abrasive particles. In general, sol-gel-derived abrasive particles are typically made by preparing a
15 dispersion or sol comprising water, alumina monohydrate (boehmite), and optionally peptizing agent (e.g., an acid such as nitric acid), gelling the dispersion, drying the gelled dispersion, crushing the dried dispersion into particles, screening the particles to provide the desired sized particles, calcining the particles to remove volatiles, sintering the calcined particles at a temperature below the melting point of alumina, and screening and
20 grading the particles to provide the desired abrasive particle size distribution. Frequently a metal oxide modifier(s) is incorporated into the sintered abrasive particles to alter or otherwise modify the physical properties and/or microstructure of the sintered abrasive particles.

There are a variety of abrasive products (also referred to "abrasive articles") known
25 in the art. Typically, abrasive products include binder and abrasive particles secured within the abrasive product by the binder. Examples of abrasive products include: coated abrasive products, bonded abrasive products, nonwoven abrasive products, and abrasive brushes.

Examples of bonded abrasive products include: grinding wheels, cutoff wheels,
30 and honing stones. The main types of bonding systems used to make bonded abrasive products are: resinoid, vitrified, and metal. Resinoid bonded abrasives utilize an organic

binder system (e.g., phenolic binder systems) to bond the abrasive particles together to form the shaped mass (see, e.g., U.S. Pat. Nos. 4,741,743 (Narayanan et al.), 4,800,685 (Haynes et al.), 5,037,453 (Narayanan et al.), and 5,110,332 (Narayanan et al.)). Another major type are vitrified wheels in which a glass binder system is used to bond the abrasive particles together mass (see, e.g., U.S. Pat. Nos. 4,543,107 (Rue), 4,898,587 (Hay et al.), 4,997,461 (Markhoff-Matheny et al.), and 5,863,308 (Qi et al.)). These glass bonds are usually matured at temperatures between 900°C to 1300°C. Today vitrified wheels utilize both fused alumina and sol-gel-derived abrasive particles. However, fused alumina-zirconia is generally not incorporated into vitrified wheels due in part to the thermal stability of alumina-zirconia. At the elevated temperatures at which the glass bonds are matured, the physical properties of alumina-zirconia degrade, leading to a significant decrease in their abrading performance. Metal bonded abrasive products typically utilize sintered or plated metal to bond the abrasive particles.

The abrasive industry continues to desire abrasive particles and abrasive products that are easier to make, cheaper to make, and/or provide performance advantage(s) over conventional abrasive particles and products.

Summary of the Invention

The present invention provides ceramics comprising (on a theoretical oxide basis; e.g., may be present as a reaction product (e.g., $\text{CeAl}_{11}\text{O}_{18}$)), Al_2O_3 , REO, and at least one of ZrO_2 or HfO_2 , including glass, crystalline ceramic (e.g., crystallites of a complex metal oxide(s) (e.g., complex $\text{Al}_2\text{O}_3 \cdot \text{REO}$) and/or ZrO_2), and glass-ceramic materials, wherein in amorphous materials not having a T_g , certain preferred embodiments have x, y, and z dimensions each perpendicular to each other, and wherein each of the x, y, and z dimensions is at least 5mm (in some embodiments at least 10mm), the x, y, and z dimensions is at least 30 micrometers, 35 micrometers, 40 micrometers, 45 micrometers, 50 micrometers, 75 micrometers, 100 micrometers, 150 micrometers, 200 micrometers, 250 micrometers, 500 micrometers, 1000 micrometers, 2000 micrometers, 2500 micrometers, 1mm, 5 mm, or even at least 10 mm. The x, y, and z dimensions of a material are determined either visually or using microscopy, depending on the magnitude

of the dimensions. The reported z dimension is, for example, the diameter of a sphere, the thickness of a coating, or the longest length of a prismatic shape.

Some embodiments of ceramic materials according to the present invention may comprise, for example, less than 40 (35, 30, 25, 20, 15, 10, 5, 3, 2, 1, or even zero) percent
5 by weight traditional glass formers such as SiO_2 , As_2O_3 , B_2O_3 , P_2O_5 , GeO_2 , TeO_2 , V_2O_5 , and/or combinations thereof, based on the total weight of the ceramic. Ceramics according to the present invention may comprise, for example, at least 1, 2, 3, 5, 10, 15, 20, 25, 30, 35, 40, 45, 50, 55, 60, 65, 70, 75, 80, 85, 90, 95, or even 100 percent by volume
10 amorphous material. Some embodiments of ceramics according to the present invention may comprise, for example, at least 1, 2, 3, 5, 10, 15, 20, 25, 30, 35, 40, 45, 50, 55, 60, 65, 70, 75, 80, 85, 90, 95, 97, 98, 99, or even 100 percent by volume crystalline ceramic, based on the total volume of the ceramic.

Typically, ceramics according to the present invention comprises at least 30 percent by weight of the Al_2O_3 , based on the total weight of the ceramic. More typically, ceramics
15 according to the present invention comprise at least 30 (desirably, in a range of about 30 to about 60) percent by weight Al_2O_3 , at least 20 (about 20 to about 65) percent by weight REO, and at least 5 (about 5 to about 30) percent by weight ZrO_2 and/or HfO_2 , based on the total weight of the ceramic. The weight ratio of ZrO_2 : HfO_2 can range of 1:zero (i.e., all ZrO_2 ; no HfO_2) to zero:1, as well as, for example, at least about 99, 98, 97, 96, 95, 90, 85,
20 80, 75, 70, 65, 60, 55, 50, 45, 40, 35, 30, 25, 20, 20, 15, 10, and 5 parts (by weight) ZrO_2 and a corresponding amount of HfO_2 (e.g., at least about 99 parts (by weight) ZrO_2 and not greater than about 1 part HfO_2) and at least about 99, 98, 97, 96, 95, 90, 85, 80, 75, 70, 65, 60, 55, 50, 45, 40, 35, 30, 25, 20, 20, 15, 10, and 5 parts HfO_2 and a corresponding amount of ZrO_2 . Optionally, ceramics according to the present invention further comprise Y_2O_3 .

25 For ceramics according to the present invention comprising crystalline ceramic, some embodiments include those wherein the ceramic (a) exhibits a microstructure comprising crystallites (e.g., crystallites of a complex metal oxide(s) (e.g., complex $\text{Al}_2\text{O}_3 \cdot \text{REO}$) and/or ZrO_2) having an average crystallite size of less than 1 micrometer (typically, less than 500 nanometers, even less than 300, 200, or 150 nanometers; and in
30 some embodiments, less than 100, 75, 50, 25, or 20 nanometers), and (b) is free of at least one of eutectic microstructure features (i.e., is free of colonies and lamellar structure) or a

non-cellular microstructure. It is also within the scope of the present invention for some embodiments to have at least one crystalline phase within a specified average crystallite value and at least one (different) crystalline phase outside of a specified average crystallite value.

5 Some embodiments of the present invention include amorphous material comprising Al_2O_3 , REO, and at least one of ZrO_2 or HfO_2 , wherein at least 80 (85, 90, 95, 97, 98, 99, or even 100) percent by weight of the amorphous material collectively comprises the Al_2O_3 , REO, and at least one of ZrO_2 or HfO_2 , based on the total weight of the amorphous material.

10 Some embodiments of the present invention include amorphous material comprising Al_2O_3 , REO, and at least one of ZrO_2 or HfO_2 , wherein at least 60 (65, 70, 75, 80, 85, 90, 95, 97, 98, 99, or even 100) percent by weight of the amorphous material collectively comprises the Al_2O_3 , REO, and at least one of ZrO_2 or HfO_2 , and less than 20 (preferably, less than 15, 10, 5, or even 0) percent by weight SiO_2 and less than 20
15 (preferably, less than 15, 10, 5, or even 0) percent by weight B_2O_3 , based on the total weight of the amorphous material.

 Some embodiments of the present invention include amorphous material comprising Al_2O_3 , REO, and at least one of ZrO_2 or HfO_2 , wherein at least 60 (65, 70, 75, 80, 85, 90, 95, 97, 98, 99, or even 100) percent by weight of the amorphous material
20 collectively comprises the Al_2O_3 , REO, and at least one of ZrO_2 or HfO_2 , and less than 40 (preferably, less than 35, 30, 25, 20, 15, 10, 5, or even 0) percent by weight collectively SiO_2 , B_2O_3 , and P_2O_5 , based on the total weight of the amorphous material.

 Some embodiments of the present invention include ceramic comprising
amorphous material (e.g., at least 5, 10, 15, 20, 25, 30, 35, 40, 45, 50, 55, 60, 65, 70, 75,
25 80, 85, 90, 95, 97, 98, 99, or even 100 percent by volume amorphous material), the
amorphous material comprising Al_2O_3 , REO, and at least one of ZrO_2 or HfO_2 , wherein at
least 80 (85, 90, 95, 97, 98, 99, or even 100) percent by weight of the amorphous material
collectively comprises the Al_2O_3 , REO, and at least one of ZrO_2 or HfO_2 , based on the
total weight of the amorphous material.

30 Some embodiments of the present invention include ceramic comprising
amorphous material (e.g., at least 5, 10, 15, 20, 25, 30, 35, 40, 45, 50, 55, 60, 65, 70, 75,

80, 85, 90, 95, 97, 98, 99, or even 100 percent by volume glass), the amorphous material comprising Al_2O_3 , REO, and at least one of ZrO_2 or HfO_2 , wherein at least 60 (65, 70, 75, 80, 85, 90, 95, 97, 98, 99, or even 100) percent by weight of the amorphous material collectively comprises the Al_2O_3 , REO, and at least one of ZrO_2 or HfO_2 , and less than 20
5 preferably, less than 15, 10, 5, or even 0) percent by weight SiO_2 , and less than 20 (preferably, less than 15, 10, 5, or even 0) percent by weight B_2O_3 , based on the total weight of the amorphous material. The ceramic may further comprise crystalline ceramic (e.g., at least 95, 90, 85, 80, 75, 70, 65, 60, 55, 50, 45, 40, 35, 30, 25, 20, 15, 10, 5, 3, 2, or 1 percent by volume crystalline ceramic).

10 Some embodiments of the present invention include ceramic comprising amorphous material (e.g., at least 5, 10, 15, 20, 25, 30, 35, 40, 45, 50, 55, 60, 65, 70, 75, 80, 85, 90, 95, 97, 98, 99, or even 100 percent by volume glass), the amorphous material comprising Al_2O_3 , REO, and at least one of ZrO_2 or HfO_2 , wherein at least 60 (65, 70, 75, 80, 85, 90, 95, 97, 98, 99, or even 100) percent by weight of the glass collectively
15 comprises the Al_2O_3 , REO, and at least one of ZrO_2 or HfO_2 , and less than 40 (preferably, less than 35, 30, 25, 20, 15, 10, 5, or even 0) percent by weight collectively SiO_2 , B_2O_3 , and P_2O_5 , based on the total weight of the amorphous material. The ceramic may further comprise crystalline ceramic (e.g., at least 95, 90, 85, 80, 75, 70, 65, 60, 55, 50, 45, 40, 35, 30, 25, 20, 15, 10, 5, 3, 2, or 1 percent by volume crystalline ceramic).

20 Some embodiments of the present invention include glass-ceramic comprising Al_2O_3 , REO, and at least one of ZrO_2 or HfO_2 , wherein at least 80 (85, 90, 95, 97, 98, 99, or even 100) percent by weight of the glass-ceramic collectively comprises the Al_2O_3 , REO, and at least one of ZrO_2 or HfO_2 , based on the total weight of the glass-ceramic. . The glass-ceramic may comprise, for example, at least 1, 2, 3, 5, 10, 15, 20, 25, 30, 35, 40,
25 45, 50, 55, 60, 65, 70, 75, 80, 85, 90, or 95 percent by volume glass. The glass-ceramic may comprise, for example, at least 99, 98, 97, 95, 90, 85, 80, 75, 70, 65, 60, 55, 50, 45, 40, 35, 30, 25, 20, 15, 10, or 5 percent by volume crystalline ceramic.

Some embodiments of the present invention include glass-ceramic comprising Al_2O_3 , REO, and at least one of ZrO_2 or HfO_2 , wherein at least 60 (65, 70, 75, 80, 85, 90,
30 95, 97, 98, 99, or even 100) percent by weight of the glass-ceramic collectively comprises the Al_2O_3 , REO, and at least one of ZrO_2 or HfO_2 , and less than 20 (preferably, less than

15,10, 5, or even 0) percent by weight SiO_2 and less than 20 (preferably, less than 15,10, 5, or even 0) percent by weight B_2O_3 , based on the total weight of the glass-ceramic. The glass-ceramic may comprise, for example, at least 1, 2, 3, 5, 10, 15, 20, 25, 30, 35, 40, 45, 50, 55, 60, 65, 70, 75, 80, 85, 90, or 95 percent by volume glass. The glass-ceramic may
5 comprise, for example, at least 99, 98, 97, 95, 90, 85, 80, 75, 70, 65, 60, 55, 50, 45, 40, 35, 30, 25, 20, 15, 10, or 5 percent by volume crystalline ceramic.

Some embodiments of the present invention include glass-ceramic comprising Al_2O_3 , REO, and at least one of ZrO_2 or HfO_2 , wherein at least 60 (65, 70, 75, 80, 85, 90, 95, 97, 98, 99, or even 100) percent by weight of the glass-ceramic collectively comprises
10 the Al_2O_3 , REO, and at least one of ZrO_2 or HfO_2 , and less than 40 (preferably, less than 35, 30, 25, 20, 15, 10, 5, or even 0) percent by weight collectively SiO_2 , B_2O_3 , and P_2O_5 , based on the total weight of the glass-ceramic. The glass-ceramic may comprise, for example, at least 1, 2, 3, 5, 10, 15, 20, 25, 30, 35, 40, 45, 50, 55, 60, 65, 70, 75, 80, 85, 90, 95, percent by volume amorphous material. The glass-ceramic may comprise, for
15 example, at least 99, 98, 97, 95, 90, 85, 80, 75, 70, 65, 60, 55, 50, 45, 40, 35, 30, 25, 20, 15, 10, or 5 percent by volume crystalline ceramic.

Some embodiments of the present invention include glass-ceramic comprising Al_2O_3 , REO, and at least one of ZrO_2 or HfO_2 , wherein the glass-ceramic (a) exhibits a microstructure comprising crystallites (e.g., crystallites of a complex metal oxide(s) (e.g.,
20 complex Al_2O_3 REO) and/or ZrO_2) having an average crystallite size of less than 1 micrometer (typically, less than 500 nanometers, or even less than 300, 200, or 150 nanometers; and in some embodiments, less than 100, 75, 50, 25, or 20 nanometers), and (b) is free of eutectic microstructure features. Some embodiments of the present invention include glass-ceramic comprising Al_2O_3 , REO, and at least one of ZrO_2 or HfO_2 , wherein
25 the glass-ceramic (a) exhibits a non-cellular microstructure comprising crystallites (e.g., crystallites of a complex metal oxide(s) (e.g., complex Al_2O_3 REO) and/or ZrO_2) having an average crystallite size of less than 1 micrometer (typically, less than 500 nanometers, even less than 300, 200, or 150 nanometers; and in some embodiments, less than 100, 75, 50, 25, or 20 nanometers). The glass-ceramic may comprise, for example, at least 1, 2, 3,
30 5, 10, 15, 20, 25, 30, 35, 40, 45, 50, 55, 60, 65, 70, 75, 80, 85, 90, 95, percent by volume amorphous material. The glass-ceramic may comprise, for example, at least 99, 98, 97,

95, 90, 85, 80, 75, 70, 65, 60, 55, 50, 45, 40, 35, 30, 25, 20, 15, 10, or 5 percent by volume crystalline ceramic. It is also within the scope of the present invention for some embodiments to have at least one crystalline phase within a specified average crystallite value and at least one (different) crystalline phase outside of a specified average crystallite value.

Some embodiments of the present invention include ceramic comprising crystalline ceramic (e.g., at least 1, 2, 3, 5, 10, 15, 20, 25, 30, 35, 40, 45, 50, 55, 60, 65, 70, 75, 80, 85, 90, 95, 97, 98, 99, or even 100 percent by volume crystalline ceramic), the crystalline ceramic comprising Al_2O_3 , REO, and at least one of ZrO_2 or HfO_2 , wherein at least 80 (85, 90, 95, 97, 98, 99, or even 100) percent by weight of the crystalline ceramic collectively comprises the Al_2O_3 , REO, and at least one of ZrO_2 or HfO_2 , based on the total weight of the crystalline ceramic. Some desirable embodiments include those wherein the ceramic (a) exhibits a microstructure comprising crystallites (e.g., crystallites of a complex metal oxide(s) (e.g., complex Al_2O_3 REO) and/or ZrO_2) having an average crystallite size of less than 1 micrometer (typically, less than 500 nanometers, or even less than 300, 200, or 150 nanometers; and in some embodiments, less than 100, 75, 50, 25, or 20 nanometers), and (b) is free of eutectic microstructure features. In another aspect, some desirable embodiments include those wherein the ceramic (a) exhibits a non-cellular microstructure comprising crystallites (e.g., crystallites of a complex metal oxide(s) (e.g., complex Al_2O_3 REO) and/or ZrO_2) having an average crystallite size of less than 1 micrometer (typically, less than 500 nanometers, even less than 300, 200, or 150 nanometers; and in some embodiments, less than 100, 75, 50, 25, or 20 nanometers). The ceramic may comprise, for example, at least 99, 98, 97, 95, 90, 85, 80, 75, 70, 65, 60, 55, 50, 45, 40, 35, 30, 25, 20, 15, 10, 5, 3, 2, or 1 percent by volume glass. It is also within the scope of the present invention for some embodiments to have at least one crystalline phase within a specified average crystallite value and at least one (different) crystalline phase outside of a specified average crystallite value.

Some embodiments of the present invention include ceramic comprising crystalline ceramic (e.g., at least 1, 2, 3, 5, 10, 15, 20, 25, 30, 35, 40, 45, 50, 55, 60, 65, 70, 75, 80, 85, 90, 95, 97, 98, 99, or even 100 percent by volume crystalline ceramic), the crystalline ceramic comprising Al_2O_3 , REO, and at least one of ZrO_2 or HfO_2 , wherein at least 60 (65,

70, 75, 80, 85, 90, 95, 97, 98, 99, or even 100) percent by weight of the crystalline ceramic collectively comprises the Al_2O_3 , REO, and at least one of ZrO_2 or HfO_2 , and less than 20 (preferably, less than 15, 10, 5, or even 0) percent by weight SiO_2 and less than 20 (preferably, less than 15, 10, 5, or even 0) percent by weight B_2O_3 , based on the total weight of the crystalline ceramic. Some desirable embodiments include those wherein the ceramic (a) exhibits a microstructure comprising crystallites (e.g., crystallites of a complex metal oxide(s) (e.g., complex Al_2O_3 REO) and/or ZrO_2) having an average crystallite size of less than 1 micrometer (typically, less than 500 nanometers, or even less than 300, 200, or 150 nanometers; and in some embodiments, less than 100, 75, 50, 25, or 20 nanometers), and (b) is free of eutectic microstructure features. Some embodiments of the present invention include those wherein the ceramic (a) exhibits a non-cellular microstructure comprising crystallites (e.g., crystallites of a complex metal oxide(s) (e.g., complex Al_2O_3 REO) and/or ZrO_2) having an average crystallite size of less than 1 micrometer (typically, less than 500 nanometers, even less than 300, 200, or 150 nanometers; and in some embodiments, less than 100, 75, 50, 25, or 20 nanometers). The ceramic may comprise, for example, at least 99, 98, 97, 95, 90, 85, 80, 75, 70, 65, 60, 55, 50, 45, 40, 35, 30, 25, 20, 15, 10, 5, 3, 2, or 1 percent by volume amorphous material. It is also within the scope of the present invention for some embodiments to have at least one crystalline phase within a specified average crystallite value and at least one (different) crystalline phase outside of a specified average crystallite value.

Some embodiments of the present invention include ceramic comprising crystalline ceramic (e.g., at least 1, 2, 3, 5, 10, 15, 20, 25, 30, 35, 40, 45, 50, 55, 60, 65, 70, 75, 80, 85, 90, 95, 97, 98, 99, or even 100 percent by volume crystalline ceramic), the crystalline ceramic comprising Al_2O_3 , REO, and at least one of ZrO_2 or HfO_2 , wherein at least 60 (65, 70, 75, 80, 85, 90, 95, 97, 98, 99, or even 100) percent by weight of the crystalline ceramic collectively comprises the Al_2O_3 , REO, and at least one of ZrO_2 or HfO_2 , and less than 40 (preferably, less than 35, 30, 25, 20, 15, 10, 5, or even 0) percent by weight collectively SiO_2 , B_2O_3 , and P_2O_5 , based on the total weight of the crystalline ceramic. Some desirable embodiments include those wherein the ceramic (a) exhibits a microstructure comprising crystallites (e.g., crystallites of a complex metal oxide(s) (e.g., complex Al_2O_3 REO) and/or ZrO_2) having an average crystallite size of less than 1 micrometer (typically, less

than 500 nanometers, or even less than 300, 200, or 150 nanometers; and in some embodiments, less than 100, 75, 50, 25, or 20 nanometers), and (b) is free of eutectic microstructure features. Some embodiments of the present invention include those wherein the ceramic (a) exhibits a non-cellular microstructure comprising crystallites (e.g.,
5 crystallites of a complex metal oxide(s) (e.g., complex Al_2O_3 REO) and/or ZrO_2) having an average crystallite size of less than 1 micrometer (typically, less than 500 nanometers, even less than 300, 200, or 150 nanometers; and in some embodiments, less than 100, 75, 50, 25, or 20 nanometers). The ceramic may comprise, for example, at least 99, 98, 97, 95, 90, 85, 80, 75, 70, 65, 60, 55, 50, 45, 40, 35, 30, 25, 20, 15, 10, 5, 3, 2, or 1 percent by
10 volume amorphous material. It is also within the scope of the present invention for some embodiments to have at least one crystalline phase within a specified average crystallite value and at least one (different) crystalline phase outside of a specified average crystallite value.

Some embodiments of the present invention include ceramic comprising crystalline
15 ceramic (e.g., at least 1, 2, 3, 5, 10, 15, 20, 25, 30, 35, 40, 45, 50, 55, 60, 65, 70, 75, 80, 85, 90, 95, 97, 98, 99, or even 100 percent by volume crystalline ceramic), the ceramic comprising Al_2O_3 , REO, and at least one of ZrO_2 or HfO_2 . some desirable embodiments include those wherein the ceramic (a) exhibits a microstructure comprising crystallites (e.g., crystallites of a complex metal oxide(s) (e.g., complex Al_2O_3 REO) and/or ZrO_2)
20 having an average crystallite size of less than 1 micrometer (typically, less than 500 nanometers, or even less than 300, 200, or 150 nanometers; and in some embodiments, less than 100, 75, 50, 25, or 20 nanometers), and (b) is free of eutectic microstructure features. Some embodiments of the present invention include those wherein the ceramic (a) exhibits a non-cellular microstructure comprising crystallites (e.g., crystallites of a
25 complex metal oxide(s) (e.g., complex Al_2O_3 REO) and/or ZrO_2) having an average crystallite size of less than 1 micrometer (typically, less than 500 nanometers, even less than 300, 200, or 150 nanometers; and in some embodiments, less than 100, 75, 50, 25, or 20 nanometers). The ceramic may comprise, for example, at least 99, 98, 97, 95, 90, 85, 80, 75, 70, 65, 60, 55, 50, 45, 40, 35, 30, 25, 20, 15, 10, 5, 3, 2, or 1 percent by volume
30 amorphous material. It is also within the scope of the present invention for some embodiments to have at least one crystalline phase within a specified average crystallite

value and at least one (different) crystalline phase outside of a specified average crystallite value.

Some embodiments of the present invention include ceramic comprising crystalline ceramic (e.g., at least 1, 2, 3, 5, 10, 15, 20, 25, 30, 35, 40, 45, 50, 55, 60, 65, 70, 75, 80, 85, 90, 95, 97, 98, 99, or even 100 percent by volume crystalline ceramic), the ceramic comprising Al_2O_3 , REO, and at least one of ZrO_2 or HfO_2 , wherein at least 80 (85, 90, 95, 97, 98, 99, or even 100) percent by weight of the ceramic collectively comprises the Al_2O_3 , REO, and at least one of ZrO_2 or HfO_2 , based on the total weight of the ceramic. Some desirable embodiments include those wherein the ceramic (a) exhibits a microstructure comprising crystallites (e.g., crystallites of a complex metal oxide(s) (e.g., complex Al_2O_3 REO) and/or ZrO_2) having an average crystallite size of less than 1 micrometer (typically, less than 500 nanometers, or even less than 300, 200, or 150 nanometers; and in some embodiments, less than 100, 75, 50, 25, or 20 nanometers), and (b) is free of eutectic microstructure features. Some embodiments of the present invention include those wherein the ceramic (a) exhibits a non-cellular microstructure comprising crystallites (e.g., crystallites of a complex metal oxide(s) (e.g., complex $\text{Al}_2\text{O}_3 \cdot \text{REO}$) and/or ZrO_2) having an average crystallite size of less than 1 micrometer (typically, less than 500 nanometers, even less than 300, 200, or 150 nanometers; and in some embodiments, less than 100, 75, 50, 25, or 20 nanometers). The ceramic may comprise, for example, at least 99, 98, 97, 95, 90, 85, 80, 75, 70, 65, 60, 55, 50, 45, 40, 35, 30, 25, 20, 15, 10, 5, 3, 2, or 1 percent by volume amorphous material. It is also within the scope of the present invention for some embodiments to have at least one crystalline phase within a specified average crystallite value and at least one (different) crystalline phase outside of a specified average crystallite value.

Some embodiments of the present invention include ceramic comprising crystalline ceramic (e.g., at least 1, 2, 3, 5, 10, 15, 20, 25, 30, 35, 40, 45, 50, 55, 60, 65, 70, 75, 80, 85, 90, 95, 97, 98, 99, or even 100 percent by volume crystalline ceramic), the ceramic comprising Al_2O_3 , REO, and at least one of ZrO_2 or HfO_2 , wherein at least 60 (65, 70, 75, 80, 85, 90, 95, 97, 98, 99, or even 100) percent by weight of the ceramic collectively comprises the Al_2O_3 , REO, and at least one of ZrO_2 or HfO_2 , and less than 20 (preferably, less than 15, 10, 5, or even 0) percent by weight SiO_2 and less than 20 (preferably, less than

15, 10, 5, or even 0) percent by weight B_2O_3 , based on the total weight of the ceramic.

Some desirable embodiments include those wherein the ceramic (a) exhibits a microstructure comprising crystallites (e.g., crystallites of a complex metal oxide(s) (e.g., complex Al_2O_3 REO) and/or ZrO_2) having an average crystallite size of less than 1

5 micrometer (typically, less than 500 nanometers, or even less than 300, 200, or 150

nanometers; and in some embodiments, less than 100, 75, 50, 25, or 20 nanometers), and

(b) is free of eutectic microstructure features. Some embodiments of the present invention

include those wherein the ceramic (a) exhibits a non-cellular microstructure comprising crystallites (e.g., crystallites of a complex metal oxide(s) (e.g., complex Al_2O_3 • REO)

10 and/or ZrO_2) having an average crystallite size of less than 1 micrometer (typically, less than 500 nanometers, even less than 300, 200, or 150 nanometers; and in some

embodiments, less than 100, 75, 50, 25, or 20 nanometers). The ceramic may comprise,

for example, at least 99, 98, 97, 95, 90, 85, 80, 75, 70, 65, 60, 55, 50, 45, 40, 35, 30, 25,

20, 15, 10, 5, 3, 2, or 1 percent by volume glass. It is also within the scope of the present
15 invention for some embodiments to have at least one crystalline phase within a specified average crystallite value and at least one (different) crystalline phase outside of a specified average crystallite value.

Some embodiments of the present invention include ceramic comprising crystalline ceramic (e.g., at least 1, 2, 3, 5, 10, 15, 20, 25, 30, 35, 40, 45, 50, 55, 60, 65, 70, 75, 80,

20 85, 90, 95, 97, 98, 99, or even 100 percent by volume crystalline ceramic), the ceramic comprising Al_2O_3 , REO, and at least one of ZrO_2 or HfO_2 , wherein at least 60 (65, 70, 75, 80, 85, 90, 95, 97, 98, 99, or even 100) percent by weight of the ceramic collectively

comprises the Al_2O_3 , REO, and at least one of ZrO_2 or HfO_2 , and less than 40 (preferably, less than 35, 30, 25, 20, 15, 10, 5, or even 0) percent by weight collectively SiO_2 , B_2O_3 ,

25 and P_2O_5 , based on the total weight of the ceramic. Some desirable embodiments include those wherein the ceramic (a) exhibits a microstructure comprising crystallites (e.g., crystallites of a complex metal oxide(s) (e.g., complex Al_2O_3 REO) and/or ZrO_2) having an average crystallite size of less than 1 micrometer (typically, less than 500 nanometers, or even less than 300, 200, or 150 nanometers; and in some embodiments, less than 100,

30 75, 50, 25, or 20 nanometers), and (b) is free of eutectic microstructure features. Some embodiments of the present invention include those wherein the ceramic (a) exhibits a

non-cellular microstructure comprising crystallites (e.g., crystallites of a complex metal oxide(s) (e.g., complex Al_2O_3 REO) and/or ZrO_2) having an average crystallite size of less than 1 micrometer (typically, less than 500 nanometers, even less than 300, 200, or 150 nanometers; and in some embodiments, less than 100, 75, 50, 25, or 20 nanometers).

5 The ceramic may comprise, for example, at least 99, 98, 97, 95, 90, 85, 80, 75, 70, 65, 60, 55, 50, 45, 40, 35, 30, 25, 20, 15, 10, 5, 3, 2, or 1 percent by volume amorphous material. It is also within the scope of the present invention for some embodiments to have at least one crystalline phase within a specified average crystallite value and at least one (different) crystalline phase outside of a specified average crystallite value.

10 Some embodiments of the present invention include glass-ceramic comprising Al_2O_3 , REO, and at least one of ZrO_2 or HfO_2 , wherein the glass-ceramic (a) exhibits a microstructure comprising crystallites (e.g., crystallites of a complex metal oxide(s) (e.g., complex Al_2O_3 REO) and/or ZrO_2) having an average crystallite size of less than 200 nanometers (150 nanometers, 100 nanometers, 75 nanometers, or even 50 nanometers) and
15 (b) has a density of at least 90% (95%, 96%, 97%, 98%, 99%, 99.5%, or 100%) of theoretical density. Some embodiments can be free of at least one of eutectic microstructure features or a non-cellular microstructure. It is also within the scope of the present invention for some embodiments to have at least one crystalline phase within a specified average crystallite value and at least one (different) crystalline phase outside of a
20 specified average crystallite value.

Some embodiments of the present invention include glass-ceramic comprising Al_2O_3 , REO, and at least one of ZrO_2 or HfO_2 , wherein the glass-ceramic (a) exhibits a microstructure comprising crystallites (e.g., crystallites of a complex metal oxide(s) (e.g., complex Al_2O_3 REO) and/or ZrO_2), wherein none of the crystallites are greater than 200
25 nanometers (150 nanometers, 100 nanometers, 75 nanometers, or even 50 nanometers) in size and (b) has a density of at least 90% (95%, 96%, 97%, 98%, 99%, 99.5, or 100%) of theoretical density. Some embodiments can be free of at least one of eutectic microstructure features or a non-cellular microstructure. It is also within the scope of the present invention for some embodiments to have at least one crystalline phase within a
30 specified crystallite size value and at least one (different) crystalline phase outside of a specified crystallite size value.

Some embodiments of the present invention include glass-ceramic comprising Al_2O_3 , REO, and at least one of ZrO_2 or HfO_2 , wherein the glass-ceramic (a) exhibits a microstructure comprising crystallites (e.g., crystallites of a complex metal oxide(s) (e.g., complex Al_2O_3 REO) and/or ZrO_2), wherein at least a portion of the crystallites are not
5 greater than 150 nanometers (100 nanometers, 75 nanometers, or even 50 nanometers) in size and (b) has a density of at least 90% (95%, 96%, 97%, 98%, 99%, 99.5%, or 100%) of theoretical density. Some embodiments can be free of at least one of eutectic microstructure features or a non-cellular microstructure. It is also within the scope of the present invention for some embodiments to have at least one crystalline phase within a
10 specified crystallite value and at least one (different) crystalline phase outside of a specified crystallite value.

Some embodiments of the present invention include fully crystallized glass-ceramic comprising Al_2O_3 , REO, and at least one of ZrO_2 or HfO_2 , wherein the glass-ceramic (a) exhibits a microstructure comprising crystallites (e.g., crystallites of a complex
15 metal oxide(s) (e.g., complex Al_2O_3 REO) and/or ZrO_2) having an average crystallite size not greater than 1 micrometer (500 nanometers, 300 nanometers, 200 nanometers, 150 nanometers, 100 nanometers, 75 nanometers, or even 50 nanometers) in size and (b) has a density of at least 90% (95%, 96%, 97%, 98%, 99%, 99.5%, or 100%) of theoretical density. Some embodiments can be free of at least one of eutectic microstructure features
20 or a non-cellular microstructure. It is also within the scope of the present invention for some embodiments to have at least one crystalline phase within a specified crystallite value and at least one (different) crystalline phase outside of a specified crystallite value.

For ceramics according to the present invention comprising crystalline ceramic, some embodiments include those comprising Al_2O_3 , REO, and at least one of ZrO_2 or
25 HfO_2 , wherein the ceramic (a) exhibits a microstructure comprising crystallites (e.g., crystallites of a complex metal oxide(s) (e.g., complex Al_2O_3 REO) and/or ZrO_2) having an average crystallite size of less than 200 nanometers (150 nanometers, 100 nanometers, 75 nanometers, or even 50 nanometers) and (b) has a density of at least 90% (95%, 96%, 97%, 98%, 99%, 99.5%, or 100%) of theoretical density. Some embodiments can be free
30 of at least one of eutectic microstructure features or a non-cellular microstructure. It is also within the scope of the present invention for some embodiments to have at least one

crystalline phase within a specified average crystallite value and at least one (different) crystalline phase outside of a specified average crystallite value.

For ceramics according to the present invention comprising crystalline ceramic, some embodiments include those comprising Al_2O_3 , REO, and at least one of ZrO_2 or HfO_2 , wherein the ceramic (a) exhibits a microstructure comprising crystallites (e.g., crystallites of a complex metal oxide(s) (e.g., complex Al_2O_3 REO) and/or ZrO_2), wherein none of the crystallites are greater than 200 nanometers (150 nanometers, 100 nanometers, 75 nanometers, or even 50 nanometers) in size and (b) has a density of at least 90% (95%, 96%, 97%, 98%, 99%, 99.5%, or 100%) of theoretical density. Some embodiments can be free of at least one of eutectic microstructure features or a non-cellular microstructure. It is also within the scope of the present invention for some embodiments to have at least one crystalline phase within a specified crystallite value and at least one (different) crystalline phase outside of a specified crystallite value.

For ceramics according to the present invention comprising crystalline ceramic, some embodiments include those comprising Al_2O_3 , REO, and at least one of ZrO_2 or HfO_2 , wherein the ceramic (a) exhibits a microstructure comprising crystallites (e.g., crystallites of a complex metal oxide(s) (e.g., complex Al_2O_3 REO) and/or ZrO_2), wherein at least a portion of the crystallites are not greater than 150 nanometers (100 nanometers, 75 nanometers, or even 50 nanometers) in size and (b) has a density of at least 90% (95%, 96%, 97%, 98%, 99%, 99.5%, or 100%) of theoretical density. Some embodiments can be free of at least one of eutectic microstructure features or a non-cellular microstructure. It is also within the scope of the present invention for some embodiments to have at least one crystalline phase within a specified crystallite value and at least one (different) crystalline phase outside of a specified crystallite value.

For ceramics according to the present invention comprising crystalline ceramic, some embodiments include those comprising Al_2O_3 , REO, and at least one of ZrO_2 or HfO_2 , wherein the ceramic (a) exhibits a microstructure comprising crystallites (e.g., crystallites of a complex metal oxide(s) (e.g., complex Al_2O_3 REO) and/or ZrO_2) having an average crystallite size not greater than 1 micrometer (500 nanometers, 300 nanometers, 200 nanometers, 150 nanometers, 100 nanometers, 75 nanometers, or even 50 nanometers) in size and (b) has a density of at least 90% (95%, 96%, 97%, 98%, 99%, 99.5%, or 100%)

of theoretical density. Some embodiments can be free of at least one of eutectic microstructure features or a non-cellular microstructure. It is also within the scope of the present invention for some embodiments to have at least one crystalline phase within a specified crystallite value and at least one (different) crystalline phase outside of a

5 specified crystallite value.

Some embodiments of the present invention include a glass-ceramic comprising alpha Al_2O_3 , crystalline ZrO_2 , and a first complex $\text{Al}_2\text{O}_3\cdot\text{REO}$, wherein at least one of the alpha Al_2O_3 , the crystalline ZrO_2 , or the first complex $\text{Al}_2\text{O}_3\cdot\text{REO}$ has an average crystal size not greater than 150 nanometers, and wherein the abrasive particles have a density of
10 at least 90 (in some embodiments at least 95, 96, 97, 98, 99, 99.5, or even 100) percent of theoretical density. In some embodiments, preferably at least 75 (80, 85, 90, 95, 97, or even at least 99) percent of the crystal sizes by number are not greater than 200 nanometers. In some embodiments preferably, the glass-ceramic further comprises a second, different complex $\text{Al}_2\text{O}_3\cdot\text{REO}$. In some embodiments preferably, the glass-
15 ceramic further comprises a complex $\text{Al}_2\text{O}_3\cdot\text{Y}_2\text{O}_3$.

Some embodiments of the present invention include a glass-ceramic comprising a first complex $\text{Al}_2\text{O}_3\cdot\text{REO}$, a second, different complex $\text{Al}_2\text{O}_3\cdot\text{REO}$, and crystalline ZrO_2 , wherein for at least one of the first complex $\text{Al}_2\text{O}_3\cdot\text{REO}$, the second complex $\text{Al}_2\text{O}_3\cdot\text{REO}$, or the crystalline ZrO_2 , at least 90 (in some embodiments preferably, 95, or even 100)
20 percent by number of the crystal sizes thereof are not greater than 200 nanometers, and wherein the abrasive particles have a density of at least 90 (in some embodiments at least 95, 96, 97, 98, 99, 99.5, or even 100) percent of theoretical density. In some embodiments preferably, the glass-ceramic further comprises a complex $\text{Al}_2\text{O}_3\cdot\text{Y}_2\text{O}_3$.

Some embodiments of the present invention a glass-ceramic comprising a first
25 complex $\text{Al}_2\text{O}_3\cdot\text{REO}$, a second, different complex $\text{Al}_2\text{O}_3\cdot\text{REO}$, and crystalline ZrO_2 , wherein at least one of the first complex $\text{Al}_2\text{O}_3\cdot\text{REO}$, the second, different complex $\text{Al}_2\text{O}_3\cdot\text{REO}$, or the crystalline ZrO_2 has an average crystal size not greater than 150 nanometers, and wherein the abrasive particles have a density of at least 90 (in some embodiments at least 95, 96, 97, 98, 99, 99.5, or even 100) percent of theoretical density.
30 In some embodiments, preferably at least 75 (80, 85, 90, 95, 97, or even at least 99) percent by number of the crystal sizes are not greater than 200 nanometers. In some

embodiments preferably, the glass-ceramic further comprises a second, different complex $\text{Al}_2\text{O}_3\cdot\text{REO}$. In some embodiments preferably, the glass-ceramic further comprises a complex $\text{Al}_2\text{O}_3\cdot\text{Y}_2\text{O}_3$.

Some embodiments of the present invention include abrasive particles comprising
5 a glass-ceramic, the glass-ceramic comprising a first complex $\text{Al}_2\text{O}_3\cdot\text{REO}$, a second, different complex $\text{Al}_2\text{O}_3\cdot\text{REO}$, and crystalline ZrO_2 , wherein for at least one of the first complex $\text{Al}_2\text{O}_3\cdot\text{REO}$, the second, different complex $\text{Al}_2\text{O}_3\cdot\text{REO}$, or the crystalline ZrO_2 , at least 90 (in some embodiments preferably, 95, or even 100) percent by number of the crystal sizes thereof are not greater than 200 nanometers, and wherein the abrasive
10 particles have a density of at least 90 (in some embodiments at least 95, 96, 97, 98, 99, 99.5, or even 100) percent of theoretical density. In some embodiments preferably, the glass-ceramic further comprises a complex $\text{Al}_2\text{O}_3\cdot\text{Y}_2\text{O}_3$.

In another aspect, the present invention provides methods for making ceramics according to the present invention. For example, the present invention provides a method
15 for making ceramic according to the present invention comprising amorphous material (e.g., glass, or glass and crystalline ceramic including glass-ceramic), the method comprising:

melting sources of at least Al_2O_3 , REO, and at least one of ZrO_2 or HfO_2 to provide a melt; and

20 cooling the melt to provide ceramic comprising amorphous material.

It is also within the scope of the present invention to heat-treat certain amorphous materials or ceramics comprising amorphous material described herein to a ceramic comprising crystalline ceramic (including glass-ceramic) (i.e., such that at least a portion of the amorphous material is converted to a glass-ceramic).

25 In this application:

“amorphous material” refers to material derived from a melt and/or a vapor phase that lacks any long range crystal structure as determined by X-ray diffraction and/or has an exothermic peak corresponding to the crystallization of the amorphous material as determined by a DTA (differential thermal analysis) as determined by the test described
30 herein entitled “Differential Thermal Analysis”;

“ceramic” includes amorphous material, glass, crystalline ceramic, glass-ceramic, and combinations thereof;

“complex metal oxide” refers to a metal oxide comprising two or more different metal elements and oxygen (e.g., $\text{CeAl}_{11}\text{O}_{18}$, $\text{Dy}_3\text{Al}_5\text{O}_{12}$, MgAl_2O_4 , and $\text{Y}_3\text{Al}_5\text{O}_{12}$);

5 “complex $\text{Al}_2\text{O}_3 \cdot \text{metal oxide}$ ” refers to a complex metal oxide comprising, on a theoretical oxide basis, Al_2O_3 and one or more metal elements other than Al (e.g., $\text{CeAl}_{11}\text{O}_{18}$, $\text{Dy}_3\text{Al}_5\text{O}_{12}$, MgAl_2O_4 , and $\text{Y}_3\text{Al}_5\text{O}_{12}$);

“complex $\text{Al}_2\text{O}_3 \cdot \text{Y}_2\text{O}_3$ ” refers to a complex metal oxide comprising, on a theoretical oxide basis, Al_2O_3 and Y_2O_3 (e.g., $\text{Y}_3\text{Al}_5\text{O}_{12}$);

10 “complex $\text{Al}_2\text{O}_3 \cdot \text{REO}$ ” refers to a complex metal oxide comprising, on a theoretical oxide basis, Al_2O_3 and rare earth oxide (e.g., $\text{CeAl}_{11}\text{O}_{18}$ and $\text{Dy}_3\text{Al}_5\text{O}_{12}$);

“glass” refers to amorphous material exhibiting a glass transition temperature;

“glass-ceramic” refers to ceramic comprising crystals formed by heat-treating amorphous material;

15 “ T_g ” refers to the glass transition temperature as determined by the test described herein entitled “Differential Thermal Analysis”;

“ T_x ” refers to the crystallization temperature as determined by the test described herein entitled “Differential Thermal Analysis”;

“rare earth oxides” refers to cerium oxide (e.g., CeO_2), dysprosium oxide (e.g., Dy_2O_3), erbium oxide (e.g., Er_2O_3), europium oxide (e.g., Eu_2O_3), gadolinium (e.g., Gd_2O_3), holmium oxide (e.g., Ho_2O_3), lanthanum oxide (e.g., La_2O_3), lutetium oxide (e.g., Lu_2O_3), neodymium oxide (e.g., Nd_2O_3), praseodymium oxide (e.g., Pr_6O_{11}), samarium oxide (e.g., Sm_2O_3), terbium (e.g., Tb_2O_3), thorium oxide (e.g., Th_4O_7), thulium (e.g., Tm_2O_3), and ytterbium oxide (e.g., Yb_2O_3), and combinations thereof;

25 “REO” refers to rare earth oxide(s).

Further, it is understood herein that unless it is stated that a metal oxide (e.g., Al_2O_3 , complex $\text{Al}_2\text{O}_3 \cdot \text{metal oxide}$, etc.) is crystalline, for example, in a glass-ceramic, it may be amorphous, crystalline, or portions amorphous and portions crystalline. For example if a glass-ceramic comprises Al_2O_3 and ZrO_2 , the Al_2O_3 and ZrO_2 may each be in
30 an amorphous state, crystalline state, or portions in an amorphous state and portions in a crystalline state, or even as a reaction product with another metal oxide(s) (e.g., unless it is

stated that, for example, Al_2O_3 is present as crystalline Al_2O_3 or a specific crystalline phase of Al_2O_3 (e.g., alpha Al_2O_3), it may be present as crystalline Al_2O_3 and/or as part of one or more crystalline complex Al_2O_3 ·metal oxides.

Further, it is understood that glass-ceramics formed by heating amorphous material not exhibiting a T_g may not actually comprise glass, but rather may comprise the crystals and amorphous material that does not exhibiting a T_g .

Ceramics articles according to the present invention can be made, formed as, or converted into glass beads (e.g., beads having diameters of at least 1 micrometers, 5 micrometers, 10 micrometers, 25 micrometers, 50 micrometers, 100 micrometers, 150 micrometers, 250 micrometers, 500 micrometers, 750 micrometers, 1 mm, 5 mm, or even at least 10 mm), articles (e.g., plates), fibers, particles, and coatings (e.g., thin coatings). The glass beads can be useful, for example, in reflective devices such as retroreflective sheeting, alphanumeric plates, and pavement markings. The particles and fibers are useful, for example, as thermal insulation, filler, or reinforcing material in composites (e.g., ceramic, metal, or polymeric matrix composites). The thin coatings can be useful, for example, as protective coatings in applications involving wear, as well as for thermal management. Examples of articles according of the present invention include kitchenware (e.g., plates), dental brackets, and reinforcing fibers, cutting tool inserts, abrasive materials, and structural components of gas engines, (e.g., valves and bearings). Other articles include those having a protective coating of ceramic on the outer surface of a body or other substrate. Certain ceramic particles according to the present invention can be particularly useful as abrasive particles. The abrasive particles can be incorporated into an abrasive article, or used in loose form.

Abrasive articles according to the present invention comprise binder and a plurality of abrasive particles, wherein at least a portion of the abrasive particles are the abrasive particles according to the present invention. Exemplary abrasive products include coated abrasive articles, bonded abrasive articles (e.g., wheels), non-woven abrasive articles, and abrasive brushes. Coated abrasive articles typically comprise a backing having first and second, opposed major surfaces, and wherein the binder and the plurality of abrasive particles form an abrasive layer on at least a portion of the first major surface.

In some embodiments, preferably, at least 5, 10, 15, 20, 25, 30, 35, 40, 45, 50, 55, 60, 65, 70, 75, 80, 85, 90, 95, or even 100 percent by weight of the abrasive particles in an abrasive article are the abrasive particles according to the present invention, based on the total weight of the abrasive particles in the abrasive article.

5 Abrasive particles are usually graded to a given particle size distribution before use. Such distributions typically have a range of particle sizes, from coarse particles fine particles. In the abrasive art this range is sometimes referred to as a "coarse", "control" and "fine" fractions. Abrasive particles graded according to industry accepted grading standards specify the particle size distribution for each nominal grade within numerical
10 limits. Such industry accepted grading standards (i.e., specified nominal grades) include those known as the American National Standards Institute, Inc. (ANSI) standards, Federation of European Producers of Abrasive Products (FEPA) standards, and Japanese Industrial Standard (JIS) standards. In one aspect, the present invention provides a plurality of abrasive particles having a specified nominal grade, wherein at least a portion
15 of the plurality of abrasive particles are abrasive particles according to the present invention. In some embodiments, preferably, at least 5, 10, 15, 20, 25, 30, 35, 40, 45, 50, 55, 60, 65, 70, 75, 80, 85, 90, 95, or even 100 percent by weight of the plurality of abrasive particles are the abrasive particles according to the present invention, based on the total weight of the plurality of abrasive particles.

20 The present invention also provides a method of abrading a surface, the method comprising:

contacting abrasive particles according to the present invention with a surface of a workpiece; and

moving at least one of the abrasive particles according to the present
25 invention or the contacted surface to abrade at least a portion of the surface with at least one of the abrasive particles according to the present invention.

Brief Description of the Drawing

FIG. 1 is an X-Ray diffraction pattern of Example 1 material;

30 FIG. 2 is an SEM micrograph of a polished cross-section of Comparative Example A material;

FIG. 3 is an optical photomicrograph of Example 2 material;

FIG. 4 is an optical photomicrograph of a section of Example 6 hot-pressed material;

5 FIG. 5 is an SEM photomicrograph of a polished cross-section of heat-treated Example 6 material;

FIG. 6 is an DTA curve of Example 6 material;

FIG. 7 is an SEM photomicrograph of a polished cross-section of Example 43 material;

10 FIG. 8 is an SEM photomicrograph of a polished cross-section of Example 47 material;

FIG. 9 is a fragmentary cross-sectional schematic view of a coated abrasive article including abrasive particles according to the present invention;

FIG. 10 is a perspective view of a bonded abrasive article including abrasive
15 particles according to the present invention; and

FIG. 11 is an enlarged schematic view of a nonwoven abrasive article including abrasive particles according to the present invention.

Detailed Description

20 In general, ceramics according to the present invention can be made by heating (including in a flame) the appropriate metal oxide sources to form a melt, desirably a homogenous melt, and then rapidly cooling the melt to provide amorphous materials or ceramic comprising amorphous materials. Amorphous materials and ceramics comprising amorphous materials according to the present invention can be made, for example, by
25 heating (including in a flame) the appropriate metal oxide sources to form a melt, desirably a homogenous melt, and then rapidly cooling the melt to provide amorphous material. Some embodiments of amorphous materials can be made, for example, by melting the metal oxide sources in any suitable furnace (e.g., an inductive heated furnace, a gas-fired furnace, or an electrical furnace), or, for example, in a plasma. The resulting melt is
30 cooled (e.g., discharging the melt into a cooling media (e.g., high velocity air jets, liquids,

metal plates (including chilled metal plates), metal rolls (including chilled metal rolls), metal balls (including chilled metal balls), and the like)).

In one method, amorphous materials and ceramic comprising amorphous materials according to the present invention can be made utilizing flame fusion as disclosed, for example, in U.S. Pat. No. 6,254,981 (Castle). In this method, the metal oxide sources materials are fed (e.g., in the form of particles, sometimes referred to as "feed particles") directly into a burner (e.g., a methane-air burner, an acetylene-oxygen burner, a hydrogen-oxygen burner, and like), and then quenched, for example, in water, cooling oil, air, or the like. Feed particles can be formed, for example, by grinding, agglomerating (e.g., spray-drying), melting, or sintering the metal oxide sources. The size of feed particles fed into the flame generally determine the size of the resulting amorphous material comprising particles.

Some embodiments of amorphous materials can also be obtained by other techniques, such as: laser spin melt with free fall cooling, Taylor wire technique, plasmatron technique, hammer and anvil technique, centrifugal quenching, air gun splat cooling, single roller and twin roller quenching, roller-plate quenching and pendant drop melt extraction (see, e.g., Rapid Solidification of Ceramics, Brockway et. al, Metals And Ceramics Information Center, A Department of Defense Information Analysis Center, Columbus, OH, January, 1984). Some embodiments of amorphous materials may also be obtained by other techniques, such as: thermal (including flame or laser or plasma-assisted) pyrolysis of suitable precursors, physical vapor synthesis (PVS) of metal precursors and mechanochemical processing.

Useful Al_2O_3 -REO- $\text{ZrO}_2/\text{HfO}_2$ formulations include those at or near a eutectic composition(s) (e.g., ternary eutectic compositions). In addition to Al_2O_3 -REO- $\text{ZrO}_2/\text{HfO}_2$ compositions disclosed herein, other such compositions, including quaternary and other higher order eutectic compositions, may be apparent to those skilled in the art after reviewing the present disclosure.

Sources, including commercial sources, of (on a theoretical oxide basis) Al_2O_3 include bauxite (including both natural occurring bauxite and synthetically produced bauxite), calcined bauxite, hydrated aluminas (e.g., boehmite, and gibbsite), aluminum, Bayer process alumina, aluminum ore, gamma alumina, alpha alumina, aluminum salts,

aluminum nitrates, and combinations thereof. The Al_2O_3 source may contain, or only provide, Al_2O_3 . Alternatively, the Al_2O_3 source may contain, or provide Al_2O_3 , as well as one or more metal oxides other than Al_2O_3 (including materials of or containing complex Al_2O_3 •metal oxides (e.g., $\text{Dy}_3\text{Al}_5\text{O}_{12}$, $\text{Y}_3\text{Al}_5\text{O}_{12}$, $\text{CeAl}_{11}\text{O}_{18}$, etc.)).

5 Sources, including commercial sources, of rare earth oxides include rare earth oxide powders, rare earth metals, rare earth-containing ores (e.g., bastnasite and monazite), rare earth salts, rare earth nitrates, and rare earth carbonates. The rare earth oxide(s) source may contain, or only provide, rare earth oxide(s). Alternatively, the rare earth oxide(s) source may contain, or provide rare earth oxide(s), as well as one or more metal
10 oxides other than rare earth oxide(s) (including materials of or containing complex rare earth oxide•other metal oxides (e.g., $\text{Dy}_3\text{Al}_5\text{O}_{12}$, $\text{CeAl}_{11}\text{O}_{18}$, etc.)).

Sources, including commercial sources, of (on a theoretical oxide basis) ZrO_2 include zirconium oxide powders, zircon sand, zirconium, zirconium-containing ores, and zirconium salts (e.g., zirconium carbonates, acetates, nitrates, chlorides, hydroxides, and
15 combinations thereof). In addition, or alternatively, the ZrO_2 source may contain, or provide ZrO_2 , as well as other metal oxides such as hafnia. Sources, including commercial sources, of (on a theoretical oxide basis) HfO_2 include hafnium oxide powders, hafnium, hafnium-containing ores, and hafnium salts. In addition, or alternatively, the HfO_2 source may contain, or provide HfO_2 , as well as other metal oxides such as ZrO_2 .

20 Optionally, ceramics according to the present invention further comprise other oxide metal oxides (i.e., metal oxides other than Al_2O_3 , rare earth oxide(s), and $\text{ZrO}_2/\text{HfO}_2$). Other useful metal oxide may also include, on a theoretical oxide basis, BaO , CaO , Cr_2O_3 , CoO , Fe_2O_3 , GeO_2 , Li_2O , MgO , MnO , NiO , Na_2O , Sc_2O_3 , SrO , TiO_2 , ZnO , and combinations thereof. Sources, including commercial sources, include the oxides
25 themselves, complex oxides, ores, carbonates, acetates, nitrates, chlorides, hydroxides, etc. These metal oxides are added to modify a physical property of the resulting ceramic and/or improve processing. These metal oxides are typically added anywhere from 0 to 50% by weight, in some embodiments preferably 0 to 25% by weight and more preferably 0 to 50% by weight of the ceramic material depending, for example, upon the desired property.

30 In some embodiments, it may be advantageous for at least a portion of a metal oxide source (in some embodiments, preferably, 10, 15, 20, 25, 30, 35, 40, 45, or even 50,

percent by weight) to be obtained by adding particulate, metallic material comprising at least one of a metal (e.g., Al, Ca, Cu, Cr, Fe, Li, Mg, Ni, Ag, Ti, Zr, and combinations thereof), M, that has a negative enthalpy of oxide formation or an alloy thereof to the melt, or otherwise metal them with the other raw materials. Although not wanting to be bound
5 by theory, it is believed that the heat resulting from the exothermic reaction associated with the oxidation of the metal is beneficial in the formation of a homogeneous melt and resulting amorphous material. For example, it is believed that the additional heat generated by the oxidation reaction within the raw material eliminates or minimizes insufficient heat transfer, and hence facilitates formation and homogeneity of the melt,
10 particularly when forming amorphous particles with x, y, and z dimensions over 150 micrometers. It is also believed that the availability of the additional heat aids in driving various chemical reactions and physical processes (e.g., densification, and spherodization) to completion. Further, it is believed for some embodiments, the presence of the additional heat generated by the oxidation reaction actually enables the formation of a
15 melt, which otherwise is difficult or otherwise not practical due to high melting point of the materials. Further, the presence of the additional heat generated by the oxidation reaction actually enables the formation of amorphous material that otherwise could not be made, or could not be made in the desired size range. Another advantage of the invention include, in forming the amorphous materials, that many of the chemical and physical
20 processes such as melting, densification and spherodizing can be achieved in a short time, so that very high quench rates be can achieved. For additional details, see copending application having U.S. Serial No. _____ (Attorney Docket No. 56931US007), filed the same date as the instant application, the disclosure of which is incorporated herein by reference.

25 The addition of certain metal oxides may alter the properties and/or crystalline structure or microstructure of ceramics according to the present invention, as well as the processing of the raw materials and intermediates in making the ceramic. For example, oxide additions such as MgO, CaO, Li₂O, and Na₂O have been observed to alter both the T_g and T_x (wherein T_x is the crystallization temperature) of glass. Although not wishing to
30 be bound by theory, it is believed that such additions influence glass formation. Further, for example, such oxide additions may decrease the melting temperature of the overall

system (i.e., drive the system toward lower melting eutectic), and ease of glass-formation. Complex eutectics in multi component systems (quaternary, etc.) may result in better glass-forming ability. The viscosity of the liquid melt and viscosity of the glass in its 'working' range may also be affected by the addition of metal oxides other than Al_2O_3 ,
5 rare earth oxide(s), and $\text{ZrO}_2/\text{HfO}_2$ (such as MgO , CaO , Li_2O , and Na_2O).

Typically, amorphous materials and the glass-ceramics according to the present invention have x, y, and z dimensions each perpendicular to each other, and wherein each of the x, y, and z dimensions is at least 10 micrometers. In some embodiments, the x, y, and z dimensions is at least 30 micrometers, 35 micrometers, 40 micrometers, 45
10 micrometers, 50 micrometers, 75 micrometers, 100 micrometers, 150 micrometers, 200 micrometers, 250 micrometers, 500 micrometers, 1000 micrometers, 2000 micrometers, 2500 micrometers, 1mm, 5 mm, or even at least 10 mm. The x, y, and z dimensions of a material are determined either visually or using microscopy, depending on the magnitude of the dimensions. The reported z dimension is, for example, the diameter of a sphere, the
15 thickness of a coating, or the longest length of a prismatic shape.

Crystallization of amorphous material and ceramic comprising the amorphous material to form glass-ceramics may also be affected by the additions of materials. For example, certain metals, metal oxides (e.g., titanates and zirconates), and fluorides, for example, may act as nucleation agents resulting in beneficial heterogeneous nucleation of
20 crystals. Also, addition of some oxides may change nature of metastable phases devitrifying from the glass upon reheating. In another aspect, for ceramics according to the present invention comprising crystalline ZrO_2 , it may be desirable to add metal oxides (e.g., Y_2O_3 , TiO_2 , CaO , and MgO) that are known to stabilize tetragonal/cubic form of ZrO_2 .

25 The particular selection of metal oxide sources and other additives for making ceramics according to the present invention typically takes into account, for example, the desired composition and microstructure of the resulting crystalline containing ceramics, the desired degree of crystallinity, if any, the desired physical properties (e.g., hardness or toughness) of the resulting ceramics, avoiding or minimizing the presence of undesirable
30 impurities, the desired characteristics of the resulting ceramics, and/or the particular

process (including equipment and any purification of the raw materials before and/or during fusion and/or solidification) being used to prepare the ceramics.

In some instances, it may be preferred to incorporate limited amounts of metal oxides selected from the group consisting of: Na_2O , P_2O_5 , SiO_2 , TeO_2 , V_2O_3 , and combinations thereof. Sources, including commercial sources, include the oxides themselves, complex oxides, ores, carbonates, acetates, nitrates, chlorides, hydroxides, etc. These metal oxides may be added, for example, to modify a physical property of the resulting abrasive particles and/or improve processing. These metal oxides when used are typically added from greater than 0 to 20% by weight, preferably greater than 0 to 5% by weight and more preferably greater than 0 to 2% by weight of the glass-ceramic depending, for example, upon the desired property.

The metal oxide sources and other additives can be in any form suitable to the process and equipment being used to make ceramics according to the present invention. The raw materials can be melted and quenched using techniques and equipment known in the art for making oxide glasses and amorphous metals. Desirable cooling rates include those of 50K/s and greater. Cooling techniques known in the art include roll-chilling. Roll-chilling can be carried out, for example, by melting the metal oxide sources at a temperature typically 20-200°C higher than the melting point, and cooling/quenching the melt by spraying it under high pressure (e.g., using a gas such as air, argon, nitrogen or the like) onto a high-speed rotary roll(s). Typically, the rolls are made of metal and are water cooled. Metal book molds may also be useful for cooling/quenching the melt.

Other techniques for forming melts, cooling/quenching melts, and/or otherwise forming glass include vapor phase quenching, plasma spraying, melt-extraction, and gas or centrifugal atomization. Vapor phase quenching can be carried out, for example, by sputtering, wherein the metal alloys or metal oxide sources are formed into a sputtering target(s) which are used. The target is fixed at a predetermined position in a sputtering apparatus, and a substrate(s) to be coated is placed at a position opposing the target(s). Typical pressures of 10^{-3} torr of oxygen gas and Ar gas, discharge is generated between the target(s) and a substrate(s), and Ar or oxygen ions collide against the target to start reaction sputtering, thereby depositing a film of composition on the substrate. For additional details regarding plasma spraying, see, for example, copending application having U.S.

Serial No. _____ (Attorney Docket No. 57980US002), filed the same date as the instant application, the disclosure of which is incorporated herein by reference.

Gas atomization involves melting feed particles to convert them to melt. A thin stream of such melt is atomized through contact with a disruptive air jet (i.e., the stream is divided into fine droplets). The resulting substantially discrete, generally ellipsoidal glass particles (e.g., beads) are then recovered. Examples of bead sizes include those having a diameter in a range of about 5 micrometers to about 3 mm. Melt-extraction can be carried out, for example, as disclosed in U.S. Pat. 5,605,870 (Strom-Olsen et al.). Containerless glass forming techniques utilizing laser beam heating as disclosed, for example, in PCT application having Publication No. WO 01/27046 A1, published April 4, 2001, may also be useful in making glass according to the present invention.

The cooling rate is believed to affect the properties of the quenched amorphous material. For instance, glass transition temperature, density and other properties of glass typically change with cooling rates.

Rapid cooling may also be conducted under controlled atmospheres, such as a reducing, neutral, or oxidizing environment to maintain and/or influence the desired oxidation states, etc. during cooling. The atmosphere can also influence glass formation by influencing crystallization kinetics from undercooled liquid. For example, larger undercooling of Al_2O_3 melts without crystallization has been reported in argon atmosphere as compared to that in air.

The microstructure or phase composition (glassy/amorphous/crystalline) of a material can be determined in a number of ways. Various information can be obtained using optical microscopy, electron microscopy, differential thermal analysis (DTA), and x-ray diffraction (XRD), for example.

Using optical microscopy, amorphous material is typically predominantly transparent due to the lack of light scattering centers such as crystal boundaries, while crystalline material shows a crystalline structure and is opaque due to light scattering effects.

A percent amorphous yield can be calculated for beads using a -100+120 mesh size fraction (i.e., the fraction collected between 150-micrometer opening size and 125-micrometer opening size screens). The measurements are done in the following manner.

A single layer of beads is spread out upon a glass slide. The beads are observed using an optical microscope. Using the crosshairs in the optical microscope eyepiece as a guide, beads that lay along a straight line are counted either amorphous or crystalline depending on their optical clarity. A total of 500 beads are counted and a percent amorphous yield is
5 determined by the amount of amorphous beads divided by total beads counted.

Using DTA, the material is classified as amorphous if the corresponding DTA trace of the material contains an exothermic crystallization event (T_x). If the same trace also contains an endothermic event (T_g) at a temperature lower than T_x it is considered to consist of a glass phase. If the DTA trace of the material contains no such events, it is
10 considered to contain crystalline phases.

Differential thermal analysis (DTA) can be conducted using the following method. DTA runs can be made (using an instrument such as that obtained from Netzsch Instruments, Selb, Germany under the trade designation "NETZSCH STA 409 DTA/TGA") using a -140+170 mesh size fraction (i.e., the fraction collected between 105-
15 micrometer opening size and 90-micrometer opening size screens). An amount of each screened sample (typically about 400 milligrams (mg)) is placed in a 100-microliter Al_2O_3 sample holder. Each sample is heated in static air at a rate of $10^\circ C/minute$ from room temperature (about $25^\circ C$) to $1100^\circ C$.

Using powder x-ray diffraction, XRD, (using an x-ray diffractometer such as that
20 obtained under the trade designation "PHILLIPS XRG 3100" from Phillips, Mahwah, NJ, with copper $K \alpha 1$ radiation of 1.54050 Angstrom) the phases present in a material can be determined by comparing the peaks present in the XRD trace of the crystallized material to XRD patterns of crystalline phases provided in JCPDS (Joint Committee on Powder Diffraction Standards) databases, published by International Center for Diffraction Data.
25 Furthermore, an XRD can be used qualitatively to determine types of phases. The presence of a broad diffused intensity peak is taken as an indication of the amorphous nature of a material. The existence of both a broad peak and well-defined peaks is taken as an indication of existence of crystalline matter within an amorphous matrix. The initially formed amorphous material or ceramic (including glass prior to crystallization) may be
30 larger in size than that desired. The amorphous material or ceramic can be converted into smaller pieces using crushing and/or comminuting techniques known in the art, including

roll crushing, canary milling, jaw crushing, hammer milling, ball milling, jet milling, impact crushing, and the like. In some instances, it is desired to have two or multiple crushing steps. For example, after the ceramic is formed (solidified), it may be in the form of larger than desired. The first crushing step may involve crushing these relatively large
5 masses or "chunks" to form smaller pieces. This crushing of these chunks may be accomplished with a hammer mill, impact crusher or jaw crusher. These smaller pieces may then be subsequently crushed to produce the desired particle size distribution. In order to produce the desired particle size distribution (sometimes referred to as grit size or grade), it may be necessary to perform multiple crushing steps. In general the crushing
10 conditions are optimized to achieve the desired particle shape(s) and particle size distribution. Resulting particles that are of the desired size may be recrushed if they are too large, or "recycled" and used as a raw material for re-melting if they are too small..

The shape of particles can depend, for example, on the composition and/or microstructure of the ceramic, the geometry in which it was cooled, and the manner in
15 which the ceramic is crushed (i.e., the crushing technique used). In general, where a "blocky" shape is preferred, more energy may be employed to achieve this shape. Conversely, where a "sharp" shape is preferred, less energy may be employed to achieve this shape. The crushing technique may also be changed to achieve different desired shapes. For some particles an average aspect ratio ranging from 1:1 to 5:1 is typically
20 desired, and in some embodiments 1.25:1 to 3:1, or even 1.5:1 to 2.5:1.

It is also within the scope of the present invention, for example, to directly form articles in desired shapes. For example, desired articles may be formed (including molded) by pouring or forming the melt into a mold.

Surprisingly, it was found that ceramics of present invention could be obtained
25 without limitations in dimensions. This was found to be possible through a coalescing step performed at temperatures above glass transition temperature. This coalescing step in essence forms a larger sized body from two or more smaller particles. For instance, as evident from FIG. 7, glass of present invention undergoes glass transition (T_g) before significant crystallization occurs (T_x) as evidenced by the existence of endotherm (T_g) at
30 lower temperature than exotherm (T_x). For example, ceramic (including glass prior to crystallization), may also be provided by heating, for example, particles comprising the

amorphous material, and/or fibers, etc. above the T_g such that the particles, etc. coalesce to form a shape and cooling the coalesced shape. The temperature and pressure used for coalescing may depend, for example, upon composition of the amorphous material and the desired density of the resulting material. For glasses temperature should be greater than the glass transition temperature. In certain embodiments, the heating is conducted at at least one temperature in a range of about 850°C to about 1100°C (in some embodiments, preferably 900°C to 1000°C). Typically, the amorphous material is under pressure (e.g., greater than zero to 1 GPa or more) during coalescence to aid the coalescence of the amorphous material. In one embodiment, a charge of the particles, etc. is placed into a die and hot-pressing is performed at temperatures above glass transition where viscous flow of glass leads to coalescence into a relatively large part. Examples of typical coalescing techniques include hot pressing, hot isostatic pressure, hot extrusion and the like. For example, amorphous material comprising particles (obtained, for example, by crushing) (including beads and microspheres), fibers, etc. may formed into a larger particle size. Typically, it is generally preferred to cool the resulting coalesced body before further heat treatment. After heat treatment if so desired, the coalesced body may be crushed to smaller particle sizes or a desired particle size distribution.

It is also within the scope of the present invention to conduct additional heat-treatment to further improve desirable properties of the material. For example, hot-isostatic pressing may be conducted (e.g., at temperatures from about 900°C to about 1400°C) to remove residual porosity, increasing the density of the material. Optionally, the resulting, coalesced article can be heat-treated to provide glass-ceramic, crystalline ceramic, or ceramic otherwise comprising crystalline ceramic.

Coalescing of the amorphous material and/or glass-ceramic (e.g., particles) may also be accomplished by a variety of methods, including pressureless or pressure sintering (e.g., sintering, plasma assisted sintering, hot pressing, HIPing, hot forging, hot extrusion, etc.).

Heat-treatment can be carried out in any of a variety of ways, including those known in the art for heat-treating glass to provide glass-ceramics. For example, heat-treatment can be conducted in batches, for example, using resistive, inductively or gas

heated furnaces. Alternatively, for example, heat-treatment can be conducted continuously, for example, using rotary kilns. In the case of a rotary kiln, the material is fed directly into a kiln operating at the elevated temperature. The time at the elevated temperature may range from a few seconds (in some embodiments even less than 5
5 seconds) to a few minutes to several hours. The temperature may range anywhere from 900°C to 1600°C, typically between 1200°C to 1500°C. It is also within the scope of the present invention to perform some of the heat-treatment in batches (e.g., for the nucleation step) and another continuously (e.g., for the crystal growth step and to achieve the desired density). For the nucleation step, the temperature typically ranges between about 900°C to
10 about 1100°C, in some embodiments, preferably in a range from about 925°C to about 1050°C. Likewise for the density step, the temperature typically is in a range from about 1100°C to about 1600°C, in some embodiments, preferably in a range from about 1200°C to about 1500°C. This heat treatment may occur, for example, by feeding the material directly into a furnace at the elevated temperature. Alternatively, for example, the material
15 may be feed into a furnace at a much lower temperature (e.g., room temperature) and then heated to desired temperature at a predetermined heating rate. It is within the scope of the present invention to conduct heat-treatment in an atmosphere other than air. In some cases it might be even desirable to heat-treat in a reducing atmosphere(s). Also, for, example, it may be desirable to heat-treat under gas pressure as in, for example, hot-isostatic press, or
20 in gas pressure furnace. It is within the scope of the present invention to convert (e.g., crush) the resulting article or heat-treated article to provide particles (e.g., abrasive particles).

The amorphous material is heat-treated to at least partially crystallize the amorphous material to provide glass-ceramic. The heat-treatment of certain glasses to
25 form glass-ceramics is well known in the art. The heating conditions to nucleate and grow glass-ceramics are known for a variety of glasses. Alternatively, one skilled in the art can determine the appropriate conditions from a Time-Temperature-Transformation (TTT) study of the glass using techniques known in the art. One skilled in the art, after reading the disclosure of the present invention should be able to provide TTT curves for glasses
30 according to the present invention, determine the appropriate nucleation and/or crystal growth conditions to provide glass-ceramics according to the present invention.

Typically, glass-ceramics are stronger than the amorphous materials from which they are formed. Hence, the strength of the material may be adjusted, for example, by the degree to which the amorphous material is converted to crystalline ceramic phase(s). Alternatively, or in addition, the strength of the material may also be affected, for example, by the number of nucleation sites created, which may in turn be used to affect the number, and in turn the size of the crystals of the crystalline phase(s). For additional details regarding forming glass-ceramics, see, for example Glass-Ceramics, P.W. McMillan, Academic Press, Inc., 2nd edition, 1979.

For example, during heat-treatment of some exemplary amorphous materials for making glass-ceramics according to present invention, formation of phases such as $\text{La}_2\text{Zr}_2\text{O}_7$, and, if ZrO_2 is present, cubic/tetragonal ZrO_2 , in some cases monoclinic ZrO_2 , have been observed at temperatures above about 900°C. Although not wanting to be bound by theory, it is believed that zirconia-related phases are the first phases to nucleate from the amorphous material. Formation of Al_2O_3 , ReAlO_3 (wherein Re is at least one rare earth cation), $\text{ReAl}_{11}\text{O}_{18}$, $\text{Re}_3\text{Al}_5\text{O}_{12}$, $\text{Y}_3\text{Al}_5\text{O}_{12}$, etc. phases are believed to generally occur at temperatures above about 925°C. Typically, crystallite size during this nucleation step is on order of nanometers. For example, crystals as small as 10-15 nanometers have been observed. For at least some embodiments, heat-treatment at about 1300°C for about 1 hour provides a full crystallization. In generally, heat-treatment times for each of the nucleation and crystal growth steps may range of a few seconds (in some embodiments even less than 5 seconds) to several minutes to an hour or more.

Examples of crystalline phases which may be present in ceramics according to the present invention include: complex Al_2O_3 -metal oxide(s) (e.g., complex $\text{Al}_2\text{O}_3 \cdot \text{REO}$ (e.g., ReAlO_3 (e.g., GdAlO_3 , LaAlO_3), $\text{ReAl}_{11}\text{O}_{18}$ (e.g., $\text{LaAl}_{11}\text{O}_{18}$), and $\text{Re}_3\text{Al}_5\text{O}_{12}$ (e.g., $\text{Dy}_3\text{Al}_5\text{O}_{12}$)), complex $\text{Al}_2\text{O}_3 \cdot \text{Y}_2\text{O}_3$ (e.g., $\text{Y}_3\text{Al}_5\text{O}_{12}$), and complex $\text{ZrO}_2 \cdot \text{REO}$ (e.g., $\text{La}_2\text{Zr}_2\text{O}_7$)), Al_2O_3 (e.g., $\alpha\text{-Al}_2\text{O}_3$), and ZrO_2 (e.g., cubic ZrO_2 and tetragonal ZrO_2).

It is also within the scope of the present invention to substitute a portion of the yttrium and/or aluminum cations in a complex Al_2O_3 -metal oxide (e.g., complex $\text{Al}_2\text{O}_3 \cdot \text{Y}_2\text{O}_3$ (e.g., yttrium aluminate exhibiting a garnet crystal structure)) with other cations. For example, a portion of the Al cations in a complex $\text{Al}_2\text{O}_3 \cdot \text{Y}_2\text{O}_3$ may be

substituted with at least one cation of an element selected from the group consisting of: Cr, Ti, Sc, Fe, Mg, Ca, Si, Co, and combinations thereof. For example, a portion of the Y cations in a complex $\text{Al}_2\text{O}_3 \cdot \text{Y}_2\text{O}_3$ may be substituted with at least one cation of an element selected from the group consisting of: Ce, Dy, Er, Eu, Gd, Ho, La, Lu, Nd, Pr, Sm, Th, Tm, Yb, Fe, Ti, Mn, V, Cr, Co, Ni, Cu, Mg, Ca, Sr, and combinations thereof. Similarly, it is also within the scope of the present invention to substitute a portion of the aluminum cations in alumina. For example, Cr, Ti, Sc, Fe, Mg, Ca, Si, and Co can substitute for aluminum in the alumina. The substitution of cations as described above may affect the properties (e.g. hardness, toughness, strength, thermal conductivity, etc.) of the fused material.

It is also within the scope of the present invention to substitute a portion of the rare earth and/or aluminum cations in a complex $\text{Al}_2\text{O}_3 \cdot \text{metal oxide}$ (e.g., complex $\text{Al}_2\text{O}_3 \cdot \text{REO}$) with other cations. For example, a portion of the Al cations in a complex $\text{Al}_2\text{O}_3 \cdot \text{REO}$ may be substituted with at least one cation of an element selected from the group consisting of: Cr, Ti, Sc, Fe, Mg, Ca, Si, Co, and combinations thereof. For example, a portion of the Y cations in a complex $\text{Al}_2\text{O}_3 \cdot \text{REO}$ may be substituted with at least one cation of an element selected from the group consisting of: Y, Fe, Ti, Mn, V, Cr, Co, Ni, Cu, Mg, Ca, Sr, and combinations thereof. Similarly, it is also within the scope of the present invention to substitute a portion of the aluminum cations in alumina. For example, Cr, Ti, Sc, Fe, Mg, Ca, Si, and Co can substitute for aluminum in the alumina. The substitution of cations as described above may affect the properties (e.g. hardness, toughness, strength, thermal conductivity, etc.) of the fused material.

The average crystal size can be determined by the line intercept method according to the ASTM standard E 112-96 "Standard Test Methods for Determining Average Grain Size". The sample is mounted in mounting resin (such as that obtained under the trade designation "TRANSOPTIC POWDER" from Buehler, Lake Bluff, IL) typically in a cylinder of resin about 2.5 cm in diameter and about 1.9 cm high. The mounted section is prepared using conventional polishing techniques using a polisher (such as that obtained from Buehler, Lake Bluff, IL under the trade designation "ECOMET 3"). The sample is polished for about 3 minutes with a diamond wheel, followed by 5 minutes of polishing with each of 45, 30, 15, 9, 3, and 1-micrometer slurries. The mounted and polished

sample is sputtered with a thin layer of gold-palladium and viewed using a scanning electron microscopy (such as the JEOL SEM Model JSM 840A). A typical back-scattered electron (BSE) micrograph of the microstructure found in the sample is used to determine the average crystal size as follows. The number of crystals that intersect per unit length
 5 (N_L) of a random straight line drawn across the micrograph are counted. The average crystal size is determined from this number using the following equation.

$$\text{Average Crystal Size} = \frac{1.5}{N_L M}$$

Where N_L is the number of crystals intersected per unit length and M is the magnification of the micrograph.

10 In another aspect, ceramics (including glass-ceramics) according to the present invention may comprise at least 1, 2, 3, 5, 10, 15, 20, 25, 30, 35, 40, 45, 50, 55, 60, 65, 70, 75, 80, 85, 90, 95, 97, 98, 99, or even 100 percent by volume crystallites, wherein the crystallites have an average size of less than 1 micrometer. In another aspect, ceramics (including glass-ceramics) according to the present invention may comprise less than at
 15 least 1, 2, 3, 5, 10, 15, 20, 25, 30, 35, 40, 45, 50, 55, 60, 65, 70, 75, 80, 85, 90, 95, 97, 98, 99, or even 100 percent by volume crystallites, wherein the crystallites have an average size of less than 0.5 micrometer. In another aspect, ceramics (including glass-ceramics) according to the present invention may comprise less than at least 1, 2, 3, 5, 10, 15, 20, 25, 30, 35, 40, 45, 50, 55, 60, 65, 70, 75, 80, 85, 90, 95, 97, 98, 99, or even 100 percent by
 20 volume crystallites, wherein the crystallites have an average size of less than 0.3 micrometer. In another aspect, ceramics (including glass-ceramics) according to the present invention may comprise less than at least 1, 2, 3, 5, 10, 15, 20, 25, 30, 35, 40, 45, 50, 55, 60, 65, 70, 75, 80, 85, 90, 95, 97, 98, 99, or even 100 percent by volume crystallites, wherein the crystallites have an average size of less than 0.15 micrometer.

25 Crystalline phases that may be present in ceramics according to the present invention include alumina (e.g., alpha and transition aluminas), REO, HfO₂, ZrO₂, as well as, for example, one or more other metal oxides such as BaO, CaO, Cr₂O₃, CoO, Fe₂O₃, GeO₂, Li₂O, MgO, MnO, NiO, Na₂O, P₂O₅, Sc₂O₃, SiO₂, SrO, TeO₂, TiO₂, V₂O₃, Y₂O₃, ZnO, "complex metal oxides" (including complex Al₂O₃ • metal oxide (e.g., complex
 30 Al₂O₃ • REO)), and combinations thereof.

Additional details regarding ceramics comprising Al_2O_3 , Y_2O_3 , and at least one of ZrO_2 or HfO_2 , including making, using, and properties, can be found in application having U.S. Serial Nos. 09/922,526, 09/922,528, and 09/922,530, filed August 2, 2001, and U.S. Serial Nos. _____ (Attorney Docket Nos. 56931US005, 56931US006, 56931US007, 56931US008, 56931US009, 56931US010, 57980US002, and 57981US002, filed the same date as the instant application, the disclosures of which are incorporated herein by reference.

Crystals formed by heat-treating amorphous to provide embodiments of glass-ceramics according to the present invention may be, for example, acicular equiaxed, columnar, or flattened splat-like features.

Although an amorphous material, glass-ceramic, etc. according to the present invention may be in the form of a bulk material, it is also within the scope of the present invention to provide composites comprising an amorphous material, glass-ceramic, etc. according to the present invention. Such a composite may comprise, for example, a phase or fibers (continuous or discontinuous) or particles (including whiskers) (e.g., metal oxide particles, boride particles, carbide particles, nitride particles, diamond particles, metallic particles, glass particles, and combinations thereof) dispersed in an amorphous material, glass-ceramic, etc. according to the present invention, invention or a layered-composite structure (e.g., a gradient of glass-ceramic to amorphous material used to make the glass-ceramic and/or layers of different compositions of glass-ceramics).

Certain glasses according to the present invention may have, for example, a T_g in a range of about 750°C to about 860°C . Certain glasses according to the present invention may have, for example, a Young's modulus in a range of about 110 GPa to at least about 150 GPa, crystalline ceramics according to the present invention from about 200 GPa to at least about 300 GPa, and glass-ceramics according to the present invention or ceramics according to the present invention comprising glass and crystalline ceramic from about 110 GPa to about 250 GPa. Certain glasses according to the present invention may have, for example, an average toughness (i.e., resistance to fracture) in a range of about 1 $\text{MPa}\cdot\text{m}^{1/2}$ to about 3 $\text{MPa}\cdot\text{m}^{1/2}$, crystalline ceramics according to the present invention from about 3 $\text{MPa}\cdot\text{m}^{1/2}$ to about 5 $\text{MPa}\cdot\text{m}^{1/2}$, and glass-ceramics according to the present

invention or ceramics according to the present invention comprising glass and crystalline ceramic from about $1 \text{ MPa}\cdot\text{m}^{1/2}$ to about $5 \text{ MPa}\cdot\text{m}^{1/2}$.

The average hardness of the material of the present invention can be determined as follows. Sections of the material are mounted in mounting resin (obtained under the trade designation "TRANSOPTIC POWDER" from Buehler, Lake Bluff, IL) typically in a cylinder of resin about 2.5 cm in diameter and about 1.9 cm high. The mounted section is prepared using conventional polishing techniques using a polisher (such as that obtained from Buehler, Lake Bluff, IL under the trade designation "ECOMET 3"). The sample is polished for about 3 minutes with a diamond wheel, followed by 5 minutes of polishing with each of 45, 30, 15, 9, 3, and 1-micrometer slurries. The microhardness measurements are made using a conventional microhardness tester (such as that obtained under the trade designation "MITUTOYO MVK-VL" from Mitutoyo Corporation, Tokyo, Japan) fitted with a Vickers indenter using a 100-gram indent load. The microhardness measurements are made according to the guidelines stated in ASTM Test Method E384 Test Methods for Microhardness of Materials (1991).

Certain glasses according to the present invention may have, for example, an average hardness of at least 5 GPa (more desirably, at least 6 GPa, 7 GPa, 8 GPa, or 9 GPa; typically in a range of about 5 GPa to about 10 GPa), crystalline ceramics according to the present invention at least 5 GPa (more desirably, at least 6 GPa, 7 GPa, 8 GPa, 9 GPa, 10 GPa, 11 GPa, 12 GPa, 13 GPa, 14 GPa, 15 GPa, 16 GPa, 17 GPa, or 18 GPa; typically in a range of about 5 GPa to about 18 GPa), and glass-ceramics according to the present invention or ceramics according to the present invention comprising glass and crystalline ceramic at least 5 GPa (more desirably, at least 6 GPa, 7 GPa, 8 GPa, 9 GPa, 10 GPa, 11 GPa, 12 GPa, 13 GPa, 14 GPa, 15 GPa, 16 GPa, 17 GPa, or 18 GPa (or more); typically in a range of about 5 GPa to about 18 GPa). Abrasive particles according to the present invention have an average hardness of at least 15 GPa, in some embodiments, preferably, at least 16 GPa, at least 17 GPa, or even at least 18 GPa.

Certain glasses according to the present invention may have, for example, a thermal expansion coefficient in a range of about $5 \times 10^{-6}/\text{K}$ to about $11 \times 10^{-6}/\text{K}$ over a temperature range of at least 25°C to about 900°C .

Typically, and desirably, the (true) density, sometimes referred to as specific gravity, of ceramic according to the present invention is typically at least 70% of theoretical density. More desirably, the (true) density of ceramic according to the present invention is at least 75%, 80%, 85%, 90%, 95%, 96%, 97%, 98%, 99%, 99.5% or even
5 100% of theoretical density. Abrasive particles according to the present invention have densities of at least 85%, 90%, 92%, 95%, 96%, 97%, 98%, 99%, 99.5% or even 100% of theoretical density.

Articles can be made using ceramics according to the present invention, for example, as a filler, reinforcement material, and/or matrix material. For example, ceramic
10 according to the present invention can be in the form of particles and/or fibers suitable for use as reinforcing materials in composites (e.g., ceramic, metal, or polymeric (thermosetting or thermoplastic). The particles and/or fibers may, for example, increase the modulus, heat resistance, wear resistance, and/or strength of the matrix material. Although the size, shape, and amount of the particles and/or fibers used to make a
15 composite may depend, for example, on the particular matrix material and use of the composite, the size of the reinforcing particles typically range about 0.1 to 1500 micrometers, more typically 1 to 500 micrometers, and desirably between 2 to 100 micrometers. The amount of particles for polymeric applications is typically about 0.5 percent to about 75 percent by weight, more typically about 1 to about 50 percent by
20 weight. Examples of thermosetting polymers include: phenolic, melamine, urea formaldehyde, acrylate, epoxy, urethane polymers, and the like. Examples of thermoplastic polymers include: nylon, polyethylene, polypropylene, polyurethane, polyester, polyamides, and the like.

Examples of uses for reinforced polymeric materials (i.e., reinforcing particles
25 according to the present invention dispersed in a polymer) include protective coatings, for example, for concrete, furniture; floors, roadways, wood, wood-like materials, ceramics, and the like, as well as, anti-skid coatings and injection molded plastic parts and components.

Further, for example, ceramic according to the present invention can be used as a
30 matrix material. For example, ceramics according to the present invention can be used as a binder for ceramic materials and the like such as diamond, cubic-BN, Al_2O_3 , ZrO_2 ,

Si₃N₄, and SiC. Examples of useful articles comprising such materials include composite substrate coatings, cutting tool inserts abrasive agglomerates, and bonded abrasive articles such as vitrified wheels. The use of ceramics according to the present invention can be used as binders may, for example, increase the modulus, heat resistance, wear resistance,
5 and/or strength of the composite article.

Abrasive particles according to the present invention generally comprise crystalline ceramic (e.g., at least 75, 80, 85, 90, 91, 92, 93, 94, 95, 96, 97, 98, 99, 99.5, or even 100 percent by volume) crystalline ceramic. In another aspect, the present invention provides a plurality of particles having a particle size distribution ranging from fine to coarse,
10 wherein at least a portion of the plurality of particles are abrasive particles according to the present invention. In another aspect, embodiments of abrasive particles according to the present invention generally comprise (e.g., at least 75, 80, 85, 90, 91, 92, 93, 94, 95, 96, 97, 98, 99, 99.5, or even 100 percent by volume) glass-ceramic according to the present invention.

Abrasive particles according to the present invention can be screened and graded using techniques well known in the art, including the use of industry recognized grading standards such as ANSI (American National Standard Institute), FEPA (Federation Europeenne des Fabricants de Products Abrasifs), and JIS (Japanese Industrial Standard). Abrasive particles according to the present invention may be used in a wide range of
20 particle sizes, typically ranging in size from about 0.1 to about 5000 micrometers, more typically from about 1 to about 2000 micrometers; desirably from about 5 to about 1500 micrometers, more desirably from about 100 to about 1500 micrometers.

In a given particle size distribution, there will be a range of particle sizes, from coarse particles fine particles. In the abrasive art this range is sometimes referred to as a
25 "coarse", "control" and "fine" fractions. Abrasive particles graded according to industry accepted grading standards specify the particle size distribution for each nominal grade within numerical limits. Such industry accepted grading standards include those known as the American National Standards Institute, Inc. (ANSI) standards, Federation of European Producers of Abrasive Products (FEPA) standards, and Japanese Industrial Standard (JIS)
30 standards. ANSI grade designations (i.e., specified nominal grades) include: ANSI 4, ANSI 6, ANSI 8, ANSI 16, ANSI 24, ANSI 36, ANSI 40, ANSI 50, ANSI 60, ANSI 80,

ANSI 100, ANSI 120, ANSI 150, ANSI 180, ANSI 220, ANSI 240, ANSI 280, ANSI 320, ANSI 360, ANSI 400, and ANSI 600. Preferred ANSI grades comprising abrasive particles according to the present invention are ANSI 8-220. FEPA grade designations include P8, P12, P16, P24, P36, P40, P50, P60, P80, P100, P120, P150, P180, P220, P320, P400, P500, P600, P800, P1000, and P1200. Preferred FEPA grades comprising abrasive particles according to the present invention are P12-P220. JIS grade designations include JIS8, JIS12, JIS16, JIS24, JIS36, JIS46, JIS54, JIS60, JIS80, JIS100, JIS150, JIS180, JIS220, JIS240, JIS280, JIS320, JIS360, JIS400, JIS400, JIS600, JIS800, JIS1000, JIS1500, JIS2500, JIS4000, JIS6000, JIS8000, and JIS10,000. Preferred JIS grades comprising abrasive particles according to the present invention are JIS8-220.

After crushing and screening, there will typically be a multitude of different abrasive particle size distributions or grades. These multitudes of grades may not match a manufacturer's or supplier's needs at that particular time. To minimize inventory, it is possible to recycle the off demand grades back into melt to form glass. This recycling may occur after the crushing step, where the particles are in large chunks or smaller pieces (sometimes referred to as "fines") that have not been screened to a particular distribution.

In another aspect, the present invention provides a method for making abrasive particles, the method comprising heat-treating glass particles or glass-containing particles according to the present invention to provide abrasive particles comprising a glass-ceramic according to the present invention. Alternatively, for example, the present invention provides a method for making abrasive particles, the method comprising heat-treating glass according to the present invention, and crushing the resulting heat-treated material to provide abrasive particles comprising a glass-ceramic according to the present invention. When crushed, glass tends to provide sharper particles than crushing significantly crystallized glass-ceramics or crystalline material.

In another aspect, the present invention provides agglomerate abrasive grains each comprising a plurality of abrasive particles according to the present invention bonded together via a binder. In another aspect, the present invention provides an abrasive article (e.g., coated abrasive articles, bonded abrasive articles (including vitrified, resinoid, and metal bonded grinding wheels, cutoff wheels, mounted points, and honing stones), nonwoven abrasive articles, and abrasive brushes) comprising a binder and a plurality of

abrasive particles, wherein at least a portion of the abrasive particles are abrasive particles (including where the abrasive particles are agglomerated) according to the present invention. Methods of making such abrasive articles and using abrasive articles are well known to those skilled in the art. Furthermore, abrasive particles according to the present
5 invention can be used in abrasive applications that utilize abrasive particles, such as slurries of abrading compounds (e.g., polishing compounds), milling media, shot blast media, vibratory mill media, and the like.

Coated abrasive articles generally include a backing, abrasive particles, and at least one binder to hold the abrasive particles onto the backing. The backing can be any suitable
10 material, including cloth, polymeric film, fibre, nonwoven webs, paper, combinations thereof, and treated versions thereof. The binder can be any suitable binder, including an inorganic or organic binder (including thermally curable resins and radiation curable resins). The abrasive particles can be present in one layer or in two layers of the coated abrasive article.

15 An example of a coated abrasive article is depicted in FIG. 9. Referring to this figure, coated abrasive article 1 has a backing (substrate) 2 and abrasive layer 3. Abrasive layer 3 includes abrasive particles according to the present invention 4 secured to a major surface of backing 2 by make coat 5 and size coat 6. In some instances, a supersize coat (not shown) is used.

20 Bonded abrasive articles typically include a shaped mass of abrasive particles held together by an organic, metallic, or vitrified binder. Such shaped mass can be, for example, in the form of a wheel, such as a grinding wheel or cutoff wheel. The diameter of grinding wheels typically is about 1 cm to over 1 meter; the diameter of cut off wheels about 1 cm to over 80 cm (more typically 3 cm to about 50 cm). The cut off wheel
25 thickness is typically about 0.5 mm to about 5 cm, more typically about 0.5 mm to about 2 cm. The shaped mass can also be in the form, for example, of a honing stone, segment, mounted point, disc (e.g. double disc grinder) or other conventional bonded abrasive shape. Bonded abrasive articles typically comprise about 3-50% by volume bond material, about 30-90% by volume abrasive particles (or abrasive particle blends), up to 50% by
30 volume additives (including grinding aids), and up to 70% by volume pores, based on the total volume of the bonded abrasive article.

A preferred form is a grinding wheel. Referring to FIG. 10, grinding wheel 10 is depicted, which includes abrasive particles according to the present invention 11, molded in a wheel and mounted on hub 12.

Nonwoven abrasive articles typically include an open porous lofty polymer
5 filament structure having abrasive particles according to the present invention distributed throughout the structure and adherently bonded therein by an organic binder. Examples of filaments include polyester fibers, polyamide fibers, and polyaramid fibers. In FIG. 11, a schematic depiction, enlarged about 100x, of a typical nonwoven abrasive article is provided. Such a nonwoven abrasive article comprises fibrous mat 50 as a substrate, onto
10 which abrasive particles according to the present invention 52 are adhered by binder 54.

Useful abrasive brushes include those having a plurality of bristles unitary with a backing (see, e.g., U.S. Pat. Nos. 5,427,595 (Pihl et al.), 5,443,906 (Pihl et al.), 5,679,067 (Johnson et al.), and 5,903,951 (Ionta et al.)). Desirably, such brushes are made by injection molding a mixture of polymer and abrasive particles.

15 Suitable organic binders for making abrasive articles include thermosetting organic polymers. Examples of suitable thermosetting organic polymers include phenolic resins, urea-formaldehyde resins, melamine-formaldehyde resins, urethane resins, acrylate resins, polyester resins, aminoplast resins having pendant α,β -unsaturated carbonyl groups, epoxy resins, acrylated urethane, acrylated epoxies, and combinations thereof. The binder and/or
20 abrasive article may also include additives such as fibers, lubricants, wetting agents, thixotropic materials, surfactants, pigments, dyes, antistatic agents (e.g., carbon black, vanadium oxide, graphite, etc.), coupling agents (e.g., silanes, titanates, zircoaluminates, etc.), plasticizers, suspending agents, and the like. The amounts of these optional additives are selected to provide the desired properties. The coupling agents can improve adhesion
25 to the abrasive particles and/or filler. The binder chemistry may thermally cured, radiation cured or combinations thereof. Additional details on binder chemistry may be found in U.S. Pat. Nos. 4,588,419 (Caul et al.), 4,751,138 (Tumey et al.), and 5,436,063 (Follett et al.).

More specifically with regard to vitrified bonded abrasives, vitreous bonding
30 materials, which exhibit an amorphous structure and are typically hard, are well known in the art. In some cases, the vitreous bonding material includes crystalline phases. Bonded,

vitrified abrasive articles according to the present invention may be in the shape of a wheel (including cut off wheels), honing stone, mounted pointed or other conventional bonded abrasive shape. A preferred vitrified bonded abrasive article according to the present invention is a grinding wheel.

5 Examples of metal oxides that are used to form vitreous bonding materials include: silica, silicates, alumina, soda, calcia, potassia, titania, iron oxide, zinc oxide, lithium oxide, magnesia, boria, aluminum silicate, borosilicate glass, lithium aluminum silicate, combinations thereof, and the like. Typically, vitreous bonding materials can be formed from composition comprising from 10 to 100% glass frit, although more typically the
10 composition comprises 20% to 80% glass frit, or 30% to 70% glass frit. The remaining portion of the vitreous bonding material can be a non- frit material. Alternatively, the vitreous bond may be derived from a non-frit containing composition. Vitreous bonding materials are typically matured at a temperature(s) in a range of about 700°C to about 1500°C, usually in a range of about 800°C to about 1300°C, sometimes in a range of about
15 900°C to about 1200°C, or even in a range of about 950°C to about 1100°C. The actual temperature at which the bond is matured depends, for example, on the particular bond chemistry.

 Preferred vitrified bonding materials may include those comprising silica, alumina (desirably, at least 10 percent by weight alumina), and boria (desirably, at least 10 percent
20 by weight boria). In most cases the vitrified bonding material further comprise alkali metal oxide(s) (e.g., Na_2O and K_2O) (in some cases at least 10 percent by weight alkali metal oxide(s)).

 Binder materials may also contain filler materials or grinding aids, typically in the form of a particulate material. Typically, the particulate materials are inorganic materials.
25 Examples of useful fillers for this invention include: metal carbonates (e.g., calcium carbonate (e.g., chalk, calcite, marl, travertine, marble and limestone), calcium magnesium carbonate, sodium carbonate, magnesium carbonate), silica (e.g., quartz, glass beads, glass bubbles and glass fibers) silicates (e.g., talc, clays, (montmorillonite) feldspar, mica, calcium silicate, calcium metasilicate, sodium aluminosilicate, sodium silicate) metal
30 sulfates (e.g., calcium sulfate, barium sulfate, sodium sulfate, aluminum sodium sulfate, aluminum sulfate), gypsum, vermiculite, wood flour, aluminum trihydrate, carbon black,

metal oxides (e.g., calcium oxide (lime), aluminum oxide, titanium dioxide), and metal sulfites (e.g., calcium sulfite).

In general, the addition of a grinding aid increases the useful life of the abrasive article. A grinding aid is a material that has a significant effect on the chemical and physical processes of abrading, which results in improved performance. Although not wanting to be bound by theory, it is believed that a grinding aid(s) will (a) decrease the friction between the abrasive particles and the workpiece being abraded, (b) prevent the abrasive particles from "capping" (i.e., prevent metal particles from becoming welded to the tops of the abrasive particles), or at least reduce the tendency of abrasive particles to cap, (c) decrease the interface temperature between the abrasive particles and the workpiece, or (d) decreases the grinding forces.

Grinding aids encompass a wide variety of different materials and can be inorganic or organic based. Examples of chemical groups of grinding aids include waxes, organic halide compounds, halide salts and metals and their alloys. The organic halide compounds will typically break down during abrading and release a halogen acid or a gaseous halide compound. Examples of such materials include chlorinated waxes like tetrachloronaphthalene, pentachloronaphthalene, and polyvinyl chloride. Examples of halide salts include sodium chloride, potassium cryolite, sodium cryolite, ammonium cryolite, potassium tetrafluoroborate, sodium tetrafluoroborate, silicon fluorides, potassium chloride, and magnesium chloride. Examples of metals include, tin, lead, bismuth, cobalt, antimony, cadmium, and iron titanium. Other miscellaneous grinding aids include sulfur, organic sulfur compounds, graphite, and metallic sulfides. It is also within the scope of the present invention to use a combination of different grinding aids, and in some instances this may produce a synergistic effect. The preferred grinding aid is cryolite; the most preferred grinding aid is potassium tetrafluoroborate.

Grinding aids can be particularly useful in coated abrasive and bonded abrasive articles. In coated abrasive articles, grinding aid is typically used in the supersize coat, which is applied over the surface of the abrasive particles. Sometimes, however, the grinding aid is added to the size coat. Typically, the amount of grinding aid incorporated into coated abrasive articles are about 50-300 g/m² (desirably, about 80-160 g/m²). In

vitrified bonded abrasive articles grinding aid is typically impregnated into the pores of the article.

The abrasive articles can contain 100% abrasive particles according to the present invention, or blends of such abrasive particles with other abrasive particles and/or diluent particles. However, at least about 2% by weight, desirably at least about 5% by weight, and more desirably about 30-100% by weight, of the abrasive particles in the abrasive articles should be abrasive particles according to the present invention. In some instances, the abrasive particles according the present invention may be blended with another abrasive particles and/or diluent particles at a ratio between 5 to 75% by weight, about 25 to 75% by weight about 40 to 60% by weight, or about 50% to 50% by weight (i.e., in equal amounts by weight). Examples of suitable conventional abrasive particles include fused aluminum oxide (including white fused alumina, heat-treated aluminum oxide and brown aluminum oxide), silicon carbide, boron carbide, titanium carbide, diamond, cubic boron nitride, garnet, fused alumina-zirconia, and sol-gel-derived abrasive particles, and the like. The sol-gel-derived abrasive particles may be seeded or non-seeded. Likewise, the sol-gel-derived abrasive particles may be randomly shaped or have a shape associated with them, such as a rod or a triangle. Examples of sol gel abrasive particles include those described U.S. Pat. Nos. 4,314,827 (Leitheiser et al.), 4,518,397 (Leitheiser et al.), 4,623,364 (Cottringer et al.), 4,744,802 (Schwabel), 4,770,671 (Monroe et al.), 4,881,951 (Wood et al.), 5,011,508 (Wald et al.), 5,090,968 (Pellow), 5,139,978 (Wood), 5,201,916 (Berg et al.), 5,227,104 (Bauer), 5,366,523 (Rowenhorst et al.), 5,429,647 (Larmie), 5,498,269 (Larmie), and 5,551,963 (Larmie). Additional details concerning sintered alumina abrasive particles made by using alumina powders as a raw material source can also be found, for example, in U.S. Pat. Nos. 5,259,147 (Falz), 5,593,467 (Monroe), and 5,665,127 (Moltgen). Additional details concerning fused abrasive particles, can be found, for example, in U.S. Pat. Nos. 1,161,620 (Coulter), 1,192,709 (Tone), 1,247,337 (Saunders et al.), 1,268,533 (Allen), and 2,424,645 (Baumann et al.) 3,891,408 (Rowse et al.), 3,781,172 (Pett et al.), 3,893,826 (Quinan et al.), 4,126,429 (Watson), 4,457,767 (Poon et al.), 5,023,212 (Dubots et. al), 5,143,522 (Gibson et al.), and 5,336,280 (Dubots et. al), and applications having U.S. Serial Nos. 09,495,978, 09/496,422, 09/496,638, and 09/496,713, each filed on February 2, 2000, and, 09/618,876, 09/618,879, 09/619,106, 09/619,191,

09/619,192, 09/619,215, 09/619,289, 09/619,563, 09/619,729, 09/619,744, and 09/620,262, each filed on July 19, 2000, and 09/772,730, filed January 30, 2001. In some instances, blends of abrasive particles may result in an abrasive article that exhibits improved grinding performance in comparison with abrasive articles comprising 100% of either type of abrasive particle.

If there is a blend of abrasive particles, the abrasive particle types forming the blend may be of the same size. Alternatively, the abrasive particle types may be of different particle sizes. For example, the larger sized abrasive particles may be abrasive particles according to the present invention, with the smaller sized particles being another abrasive particle type. Conversely, for example, the smaller sized abrasive particles may be abrasive particles according to the present invention, with the larger sized particles being another abrasive particle type.

Examples of suitable diluent particles include marble, gypsum, flint, silica, iron oxide, aluminum silicate, glass (including glass bubbles and glass beads), alumina bubbles, alumina beads and diluent agglomerates. Abrasive particles according to the present invention can also be combined in or with abrasive agglomerates. Abrasive agglomerate particles typically comprise a plurality of abrasive particles, a binder, and optional additives. The binder may be organic and/or inorganic. Abrasive agglomerates may be randomly shape or have a predetermined shape associated with them. The shape may be a block, cylinder, pyramid, coin, square, or the like. Abrasive agglomerate particles typically have particle sizes ranging from about 100 to about 5000 micrometers, typically about 250 to about 2500 micrometers. Additional details regarding abrasive agglomerate particles may be found, for example, in U.S. Pat. Nos. 4,311,489 (Kressner), 4,652,275 (Bloecher et al.), 4,799,939 (Bloecher et al.), 5,549,962 (Holmes et al.), and 5,975,988 (Christianson), and applications having U.S. Serial Nos. 09/688,444 and 09/688,484, filed October 16, 2000.

The abrasive particles may be uniformly distributed in the abrasive article or concentrated in selected areas or portions of the abrasive article. For example, in a coated abrasive, there may be two layers of abrasive particles. The first layer comprises abrasive particles other than abrasive particles according to the present invention, and the second (outermost) layer comprises abrasive particles according to the present invention.

Likewise in a bonded abrasive, there may be two distinct sections of the grinding wheel. The outermost section may comprise abrasive particles according to the present invention, whereas the innermost section does not. Alternatively, abrasive particles according to the present invention may be uniformly distributed throughout the bonded abrasive article.

5 Further details regarding coated abrasive articles can be found, for example, in U.S. Pat. Nos. 4,734,104 (Broberg), 4,737,163 (Larkey), 5,203,884 (Buchanan et al.), 5,152,917 (Pieper et al.), 5,378,251 (Culler et al.), 5,417,726 (Stout et al.), 5,436,063 (Follett et al.), 5,496,386 (Broberg et al.), 5,609,706 (Benedict et al.), 5,520,711 (Helmin), 5,954,844 (Law et al.), 5,961,674 (Gagliardi et al.), and 5,975,988 (Christinason). Further details
10 regarding bonded abrasive articles can be found, for example, in U.S. Pat. Nos. 4,543,107 (Rue), 4,741,743 (Narayanan et al.), 4,800,685 (Haynes et al.), 4,898,597 (Hay et al.), 4,997,461 (Markhoff-Matheny et al.), 5,037,453 (Narayanan et al.), 5,110,332 (Narayanan et al.), and 5,863,308 (Qi et al.). Further details regarding vitreous bonded abrasives can be found, for example, in U.S. Pat. Nos. 4,543,107 (Rue), 4,898,597 (Hay et al.),
15 4,997,461 (Markhoff-Matheny et al.), 5,094,672 (Giles Jr. et al.), 5,118,326 (Sheldon et al.), 5,131,926 (Sheldon et al.), 5,203,886 (Sheldon et al.), 5,282,875 (Wood et al.), 5,738,696 (Wu et al.), and 5,863,308 (Qi). Further details regarding nonwoven abrasive articles can be found, for example, in U.S. Pat. No. 2,958,593 (Hoover et al.).

The present invention provides a method of abrading a surface, the method
20 comprising contacting at least one abrasive particle according to the present invention, with a surface of a workpiece; and moving at least one of the abrasive particle or the contacted surface to abrade at least a portion of said surface with the abrasive particle. Methods for abrading with abrasive particles according to the present invention range of snagging (i.e., high pressure high stock removal) to polishing (e.g., polishing medical
25 implants with coated abrasive belts), wherein the latter is typically done with finer grades (e.g., less ANSI 220 and finer) of abrasive particles. The abrasive particle may also be used in precision abrading applications, such as grinding cam shafts with vitrified bonded wheels. The size of the abrasive particles used for a particular abrading application will be apparent to those skilled in the art.

30 Abrading with abrasive particles according to the present invention may be done dry or wet. For wet abrading, the liquid may be introduced supplied in the form of a light

mist to complete flood. Examples of commonly used liquids include: water, water-soluble oil, organic lubricant, and emulsions. The liquid may serve to reduce the heat associated with abrading and/or act as a lubricant. The liquid may contain minor amounts of additives such as bactericide, antifoaming agents, and the like.

5 Abrasive particles according to the present invention may be used to abrade workpieces such as aluminum metal, carbon steels, mild steels, tool steels, stainless steel, hardened steel, titanium, glass, ceramics, wood, wood like materials, paint, painted surfaces, organic coated surfaces and the like. The applied force during abrading typically ranges from about 1 to about 100 kilograms.

10

Advantages and embodiments of this invention are further illustrated by the following examples, but the particular materials and amounts thereof recited in these examples, as well as other conditions and details, should not be construed to unduly limit this invention. All parts and percentages are by weight unless otherwise indicated. Unless
15 otherwise stated, all examples contained no significant amount of SiO_2 , B_2O_3 , P_2O_5 , GeO_2 , TeO_2 , As_2O_3 , and V_2O_5 .

Examples

20 Example 1

A polyethylene bottle was charged with 132.36 grams (g) of alumina particles (obtained under the trade designation "APA-0.5" from Condea Vista, Tucson, AZ), 122.64 grams of lanthanum oxide particles (obtained from Molycorp, Inc.), 45 grams of zirconium oxide particles (with a nominal composition of 100 wt-% ZrO_2 (+ HfO_2); obtained under
25 the trade designation "DK-2" from Zirconia Sales, Inc. of Marietta, GA) and 150.6 grams of distilled water. About 450 grams of alumina milling media (10 mm diameter; 99.9% alumina; obtained from Union Process, Akron, OH) were added to the bottle, and the mixture was milled at 120 revolutions per minute (rpm) for 4 hours to thoroughly mix the ingredients. After the milling, the milling media were removed and the slurry was poured
30 onto a glass ("PYREX") pan where it was dried using a heat-gun. The dried mixture was

ground with a mortar and pestle and screened through a 70-mesh screen (212-micrometer opening size).

A small quantity of the dried particles was melted in an arc discharge furnace (Model No. 5T/A 39420; from Centorr Vacuum Industries, Nashua, NH). About 1 gram of the dried and sized particles was placed on a chilled copper plate located inside the furnace chamber. The furnace chamber was evacuated and then backfilled with Argon gas at 13.8 kilopascals (kPa) (2 pounds per square inch (psi)) pressure. An arc was struck between an electrode and a plate. The temperatures generated by the arc discharge were high enough to quickly melt the dried and sized particles. After melting was complete, the material was maintained in a molten state for about 10 seconds to homogenize the melt. The resultant melt was rapidly cooled by shutting off the arc and allowing the melt to cool on its own. Rapid cooling was ensured by the small mass of the sample and the large heat sinking capability of the water chilled copper plate. The fused material was removed from the furnace within one minute after the power to the furnace was turned off. Although not wanting to be bound by theory, it is estimated that the cooling rate of the melt on the surface of the water chilled copper plate was above 100°C/second. The fused material were transparent glass beads (largest diameter of a bead was measured at 2.8 millimeters (mm)).

FIG. 1 is an X-Ray diffraction pattern of Example 1 glass beads. The broad diffused peak indicates the amorphous nature of the material.

Comparative Example A

Comparative Example A fused material was prepared as described in Example 1, except the polyethylene bottle was charged with 229.5 grams of alumina particles ("APA-0.5"), 40.5 grams of lanthanum oxide particles (obtained from Molycorp, Inc.), 30 grams of zirconium oxide particles ("DK-2"), 0.6 gram of a dispersing agent ("DURAMAX D-30005"), and 145 grams of distilled water.

FIG. 2 is a scanning electron microscope (SEM) photomicrograph of a polished section (prepared as described in Example 6) of fused Comparative Example A material. The photomicrograph shows a crystalline, eutectic-derived microstructure comprising a plurality of colonies. The colonies were about 5-20 micrometers in size. Based on powder

X-ray diffraction of a portion of Comparative Example A material, and examination of the polished sample using SEM in the backscattered mode, it is believed that the dark portions in the photomicrograph were crystalline Al_2O_3 , the gray portions crystalline $\text{LaAl}_{11}\text{O}_{18}$, and the white portions crystalline, monoclinic- ZrO_2 .

5

Example 2

Example 2 fused material was prepared as described in Example 1, except the polyethylene bottle was charged with 109 grams of alumina particles ("APA-0.5"), 101 grams of lanthanum oxide particles (obtained from Molycorp, Inc.), 9 grams of yttrium oxide particles (obtained from H.C. Starck, Newton, MA), 81 grams of zirconium oxide particles ("DK-2"), 0.6 gram of a dispersing agent ("DURAMAX D-30005"), and 145 grams of distilled water. The fused material obtained was transparent greenish glass.

Several Example 2 glass spheres were placed inside a furnace between two flat Al_2O_3 plates. A 300-gram load was applied to the top plate using a dead weight. The glass spheres were heated in air at 930°C for 1.5 hours. The heat-treated glass spheres were deformed with large flat caps on both sides, illustrating that the glass spheres underwent viscous flow during the heating. Referring to FIG. 3, the arc-melted spheres are on the right, the deformed, heat-treated spheres on the left.

20 Example 3

Example 3 fused material was prepared as described in Example 1, except the polyethylene bottle was charged with 20.49 grams of alumina particles ("APA-0.5"), 20.45 grams of lanthanum oxide particles (obtained from Molycorp, Inc.), 9.06 grams of yttria-stabilized zirconium oxide particles (with a nominal composition of 94.6 percent by weight (wt-%) ZrO_2 (+ HfO_2) and 5.4 wt-% Y_2O_3 ; obtained under the trade designation "HSY-3" from Zirconia Sales, Inc. of Marietta, GA) and 80 grams of distilled water. The fused material obtained was transparent glass.

Example 4

30 Example 4 fused material was prepared as described in Example 1, except the polyethylene bottle was charged with 21.46 grams of alumina particles ("APA-0.5"), 21.03

grams of cerium (IV) oxide (CeO_2) particles, (obtained from Aldrich Chemical Company, Inc., Milwaukee, WI), 7.5 grams of zirconium oxide particles ("DK-2") and 145 grams of distilled water. The fused material obtained was dark-brown SEMi-transparent.

5 Example 5

Example 5 fused material was prepared as described in Example 1, except the polyethylene bottle was charged with 20.4 grams of alumina particles ("APA-0.5"), 22.1 grams of ytterbium oxide particles, (obtained from Aldrich Chemical Company, Inc., Milwaukee, WI), 7.5 grams of zirconium oxide particles ("DK-2") and 24.16 grams of
10 distilled water. The fused material obtained was transparent.

Example 6

Example 6 material was prepared as described in Example 1, except the polyethylene bottle was replaced by a polyurethane-lined mill which was charged with
15 819.6 grams of alumina particles ("APA-0.5"), 818 grams of lanthanum oxide particles (obtained from Molycorp, Inc.), 362.4 grams of yttria-stabilized zirconium oxide particles (with a nominal composition of 94.6 wt-% ZrO_2 (+ HfO_2) and 5.4 wt-% Y_2O_3 ; obtained under the trade designation "HSY-3" from Zirconia Sales, Inc. of Marietta, GA), 1050 grams of distilled water and about 2000 grams of zirconia milling media (obtained from
20 Tosoh Ceramics, Division of Bound Brook, NJ, under the trade designation "YTZ").

After grinding and screening, some of the particles were fed into a hydrogen/oxygen torch flame. The torch used to melt the particles, thereby generating melted glass beads, was a Bethlehem bench burner PM2D model B, obtained from Bethlehem Apparatus Co., Hellertown, PA, delivering hydrogen and oxygen at the
25 following rates. For the inner ring, the hydrogen flow rate was 8 standard liters per minute (SLPM) and the oxygen flow rate was 3 SLPM. For the outer ring, the hydrogen flow rate was 23 (SLPM) and the oxygen flow rate was 9.8 SLPM. The dried and sized particles were fed directly into the torch flame, where they were melted and transported to an inclined stainless steel surface (approximately 51 centimeters (cm) (20 inches) wide with
30 the slope angle of 45 degrees) with cold water running over (approximately 8 liters/minute) the surface to form beads.

About 50 grams of the beads were placed in a graphite die and hot-pressed using a uniaxial pressing apparatus (obtained under the trade designation "HP-50", Thermal Technology Inc., Brea, CA). The hot-pressing was carried out at 960°C in an argon atmosphere and 13.8 megapascals (MPa) (2000 pounds per square inch (2 ksi)) pressure.

- 5 The resulting translucent disk was about 48 millimeters in diameter, and about 5 mm thick. Additional hot-press runs were performed to make additional disks. FIG. 4 is an optical photomicrograph of a sectioned bar (2-mm thick) of the hot-pressed material demonstrating its transparency.

- The density of the resulting hot-pressed glass material was measured using
10 Archimedes method, and found to be within a range of about 4.1-4.4 g/cm³. The Youngs' modulus (E) of the resulting hot-pressed glass material was measured using an ultrasonic test system (obtained from Nortek, Richland, WA under the trade designation "NDT-140"), and found to be within a range of about 130-150 GPa.

- The average microhardnesses of the resulting hot-pressed material was determined
15 as follows. Pieces of the hot-pressed material (about 2-5 millimeters in size) were mounted in mounting resin (obtained under the trade designation "EPOMET" from Buehler Ltd., Lake Bluff, IL). The resulting cylinder of resin was about 2.5 cm (1 inch) in diameter and about 1.9 cm (0.75 inch) tall (i.e., high). The mounted samples were polished using a conventional grinder/polisher (obtained under the trade designation
20 "EPOMET" from Buehler Ltd.) and conventional diamond slurries with the final polishing step using a 1-micrometer diamond slurry (obtained under the trade designation "METADI" from Buehler Ltd.) to obtain polished cross-sections of the sample.

- The microhardness measurements were made using a conventional microhardness tester (obtained under the trade designation "MITUTOYO MVK-VL" from Mitutoyo
25 Corporation, Tokyo, Japan) fitted with a Vickers indenter using a 500-gram indent load. The microhardness measurements were made according to the guidelines stated in ASTM Test Method E384 Test Methods for Microhardness of Materials (1991). The microhardness values were an average of 20 measurements. The average microhardness of the hot-pressed material was about 8.3 GPa.

- 30 The average indentation toughness of the hot-pressed material was calculated by measuring the crack lengths extending from the apices of the vickers indents made using a

500 gram load with a microhardness tester (obtained under the trade designation "MITUTOYO MVK-VL" from Mitutoyo Corporation, Tokyo, Japan). Indentation toughness (K_{IC}) was calculated according to the equation:

$$K_{IC} = 0.016 (E/H)^{1/2} (P/c)^{3/2}$$

wherein: E = Young's Modulus of the material;
 H = Vickers hardness;
 P = Newtons of force on the indenter;
 c = Length of the crack from the center of the indent to its end.

Samples for the toughness were prepared as described above for the microhardness test. The reported indentation toughness values are an average of 5 measurements. Crack (c) were measured with a digital caliper on photomicrographs taken using a scanning electron microscope ("JEOL SEM" (Model JSM 6400)). The average indentation toughness of the hot-pressed material was $1.4 \text{ MPa} \cdot \text{m}^{1/2}$.

The thermal expansion coefficient of the hot-pressed material was measured using a thermal analyser (obtained from Perkin Elmer, Shelton, CT, under the trade designation "PERKIN ELMER THERMAL ANALYSER"). The average thermal expansion coefficient was $7.6 \times 10^{-6}/^{\circ}\text{C}$.

The thermal conductivity of the hot-pressed material was measured according to an ASTM standard "D 5470-95, Test Method A" (1995). The average thermal conductivity was $1.15 \text{ W/m} \cdot \text{K}$.

The translucent disk of hot-pressed La_2O_3 - Al_2O_3 - ZrO_2 glass was heat-treated in a furnace (an electrically heated furnace (obtained under the trade designation "Model KKSK-666-3100" from Keith Furnaces of Pico Rivera, CA)) as follows. The disk was first heated from room temperature (about 25°C) to about 900°C at a rate of about $10^{\circ}\text{C}/\text{min}$ and then held at 900°C for about 1 hour. Next, the disk was heated from about 900°C to about 1300°C at a rate of about $10^{\circ}\text{C}/\text{min}$ and then held at 1300°C for about 1 hour, before cooling back to room temperature by turning off the furnace. Additional runs were performed with the same heat-treatment schedule to make additional disks.

FIG. 5 is a scanning electron microscope (SEM) photomicrograph of a polished section of heat-treated Example 6 material showing the fine crystalline nature of the material. The polished section was prepared using conventional mounting and polishing techniques. Polishing was done using a polisher (obtained from Buehler of Lake Bluff, IL under the trade designation "ECOMET 3 TYPE POLISHER-GRINDER"). The sample was polished for about 3 minutes with a diamond wheel, followed by three minutes of polishing with each of 45, 30, 15, 9, and 3-micrometer diamond slurries. The polished sample was coated with a thin layer of gold-palladium and viewed using JEOL SEM (Model JSM 840A).

Based on powder X-ray diffraction of a portion of heat-treated Example 6 material and examination of the polished sample using SEM in the backscattered mode, it is believed that the dark portions in the photomicrograph were crystalline $\text{LaAl}_{11}\text{O}_{18}$, the gray portions crystalline LaAlO_3 , and the white portions crystalline cubic/tetragonal ZrO_2 .

The density of the heat-treated material was measured using Archimedes method, and found to be about 5.18 g/cm^3 . The Youngs' modulus (E) of the heat-treated material was measured using an ultrasonic test system (obtained from Nortek, Richland, WA under the trade designation "NDT-140"), and found to be about 260 GPa. The average microhardness of the heat-treated material was determined as described above for the Example 6 glass beads, and was found to be 18.3 GPa. The average fracture toughness (K_{ic}) of the heat-treated material was determined as described above for the Example 6 hot-pressed material, and was found to be $3.3 \text{ MPa}\cdot\text{m}^{1/2}$.

Examples 7-40

Examples 7-40 beads were prepared as described in Example 6, except the raw materials and the amounts of raw materials, used are listed in Table 1, below, and the milling of the raw materials was carried out in 90 milliliters (ml) of isopropyl alcohol with

5 200 grams of the zirconia media (obtained from Tosoh Ceramics, Division of Bound Brook, NJ, under the trade designation "YTZ") at 120 rpm for 24 hours. The sources of the raw materials used are listed in Table 2, below.

Table 1

Example	Weight percent of components	Batch amounts, g
7	La ₂ O ₃ : 45.06 Al ₂ O ₃ : 34.98 ZrO ₂ : 19.96	La ₂ O ₃ : 22.53 Al ₂ O ₃ : 17.49 ZrO ₂ : 9.98
8	La ₂ O ₃ : 42.29 Al ₂ O ₃ : 38.98 ZrO ₂ : 8.73	La ₂ O ₃ : 21.15 Al ₂ O ₃ : 19.49 ZrO ₂ : 9.37
9	La ₂ O ₃ : 39.51 Al ₂ O ₃ : 42.98 ZrO ₂ : 17.51	La ₂ O ₃ : 19.76 Al ₂ O ₃ : 21.49 ZrO ₂ : 8.76
10	La ₂ O ₃ : 36.74 Al ₂ O ₃ : 46.98 ZrO ₂ : 16.28	La ₂ O ₃ : 18.37 Al ₂ O ₃ : 23.49 ZrO ₂ : 8.14
11	La ₂ O ₃ : 38.65 Al ₂ O ₃ : 38.73 ZrO ₂ : 22.62	La ₂ O ₃ : 19.33 Al ₂ O ₃ : 19.37 ZrO ₂ : 11.31
12	La ₂ O ₃ : 40.15 Al ₂ O ₃ : 40.23 ZrO ₂ : 19.62	La ₂ O ₃ : 20.08 Al ₂ O ₃ : 20.12 ZrO ₂ : 9.81
13	La ₂ O ₃ : 43.15 Al ₂ O ₃ : 43.23	La ₂ O ₃ : 21.58 Al ₂ O ₃ : 21.62

	ZrO ₂ : 13.62	ZrO ₂ : 6.81
14	La ₂ O ₃ : 35.35 Al ₂ O ₃ : 48.98 ZrO ₂ : 15.66	La ₂ O ₃ : 17.68 Al ₂ O ₃ : 24.49 ZrO ₂ : 7.83
15	La ₂ O ₃ : 32.58 Al ₂ O ₃ : 52.98 ZrO ₂ : 14.44	La ₂ O ₃ : 16.2 Al ₂ O ₃ : 26.49 ZrO ₂ : 7.22
16	La ₂ O ₃ : 31.20 Al ₂ O ₃ : 54.98 ZrO ₂ : 13.82	La ₂ O ₃ : 15.60 Al ₂ O ₃ : 27.49 ZrO ₂ : 6.91
17	La ₂ O ₃ : 28.43 Al ₂ O ₃ : 58.98 ZrO ₂ : 12.59	La ₂ O ₃ : 14.22 Al ₂ O ₃ : 29.49 ZrO ₂ : 6.30
18	La ₂ O ₃ : 26.67 Al ₂ O ₃ : 55.33 ZrO ₂ : 18.00	La ₂ O ₃ : 13.34 Al ₂ O ₃ : 27.67 ZrO ₂ : 9.00
19	ZrO ₂ : 5 La ₂ O ₃ : 86.5 Al ₂ O ₃ : 8.5	ZrO ₂ : 2.5 La ₂ O ₃ : 43.25 Al ₂ O ₃ : 4.25
20	ZrO ₂ : 10 La ₂ O ₃ : 81.9 Al ₂ O ₃ : 8.1	ZrO ₂ : 5.00 La ₂ O ₃ : 40.95 Al ₂ O ₃ : 4.05
21	CeO ₂ : 41.4 Al ₂ O ₃ : 40.6 ZrO ₂ : 18	CeO ₂ : 20.7 Al ₂ O ₃ : 20.3 ZrO ₂ : 9.00
22	Al ₂ O ₃ : 41.0 ZrO ₂ : 17.0 Eu ₂ O ₃ : 41.0	Al ₂ O ₃ : 20.5 ZrO ₂ : 8.5 Eu ₂ O ₃ : 20.5
23	Al ₂ O ₃ : 41.0 ZrO ₂ : 18.0	Al ₂ O ₃ : 20.5 ZrO ₂ : 9.0

	Gd ₂ O ₃ : 41.0	Gd ₂ O ₃ : 20.5
24	Al ₂ O ₃ : 41.0 ZrO ₂ : 18.0 Dy ₂ O ₃ : 41.0	Al ₂ O ₃ : 20.5 ZrO ₂ : 9.0 Dy ₂ O ₃ : 20.5
25	Al ₂ O ₃ : 40.9 Er ₂ O ₃ : 40.9 ZrO ₂ : 18.2	Al ₂ O ₃ : 20.45 Er ₂ O ₃ : 20.45 ZrO ₂ : 9.1
26	La ₂ O ₃ : 35.0 Al ₂ O ₃ : 40.98 ZrO ₂ : 18.12 Nd ₂ O ₃ : 5.0	La ₂ O ₃ : 17.5 Al ₂ O ₃ : 20.49 ZrO ₂ : 9.06 Nd ₂ O ₃ : 2.50
27	La ₂ O ₃ : 35.0 Al ₂ O ₃ : 40.98 ZrO ₂ : 18.12 CeO ₂ : 5.0	La ₂ O ₃ : 17.5 Al ₂ O ₃ : 20.49 ZrO ₂ : 9.06 CeO ₂ : 2.50
28	La ₂ O ₃ : 35.0 Al ₂ O ₃ : 40.98 ZrO ₂ : 18.12 Eu ₂ O ₃ : 5.0	La ₂ O ₃ : 17.5 Al ₂ O ₃ : 20.49 ZrO ₂ : 9.06 Eu ₂ O ₃ : 2.50
29	La ₂ O ₃ : 35.0 Al ₂ O ₃ : 40.98 ZrO ₂ : 18.12 Er ₂ O ₃ : 5.0	La ₂ O ₃ : 17.5 Al ₂ O ₃ : 20.49 ZrO ₂ : 9.06 Er ₂ O ₃ : 2.50
30	HfO ₂ : 35.5 Al ₂ O ₃ : 32.5 La ₂ O ₃ : 32.5	HfO ₂ : 17.75 Al ₂ O ₃ : 16.25 La ₂ O ₃ : 16.25
31	La ₂ O ₃ : 41.7 Al ₂ O ₃ : 35.4 ZrO ₂ : 16.9 MgO: 6.0	La ₂ O ₃ : 20.85 Al ₂ O ₃ : 17.7 ZrO ₂ : 8.45 MgO: 3.0

32	La_2O_3 : 39.9 Al_2O_3 : 33.9 ZrO_2 : 16.2 MgO : 10.0	La_2O_3 : 19.95 Al_2O_3 : 16.95 ZrO_2 : 8.10 MgO : 5.0
33	La_2O_3 : 43.02 Al_2O_3 : 36.5 ZrO_2 : 17.46 Li_2CO_3 : 3.0	La_2O_3 : 21.51 Al_2O_3 : 18.25 ZrO_2 : 8.73 Li_2CO_3 : 1.50
34	La_2O_3 : 41.7 Al_2O_3 : 35.4 ZrO_2 : 16.9 Li_2CO_3 : 6.0	La_2O_3 : 20.85 Al_2O_3 : 17.70 ZrO_2 : 8.45 Li_2CO_3 : 3.00
35	La_2O_3 : 38.8 Al_2O_3 : 40.7 ZrO_2 : 17.5 Li_2CO_3 : 3	La_2O_3 : 19.4 Al_2O_3 : 20.35 ZrO_2 : 8.75 Li_2CO_3 : 1.50
36	La_2O_3 : 43.02 Al_2O_3 : 36.5 ZrO_2 : 17.46 TiO_2 : 3	La_2O_3 : 21.51 Al_2O_3 : 18.25 ZrO_2 : 8.73 TiO_2 : 1.50
37	La_2O_3 : 43.02 Al_2O_3 : 36.5 ZrO_2 : 17.46 NaHCO_3 : 3.0	La_2O_3 : 21.51 Al_2O_3 : 18.25 ZrO_2 : 8.73 NaHCO_3 : 1.50
38	La_2O_3 : 42.36 Al_2O_3 : 35.94 ZrO_2 : 17.19 NaHCO_3 : 4.5	La_2O_3 : 21.18 Al_2O_3 : 17.97 ZrO_2 : 8.60 NaHCO_3 : 2.25

39	La ₂ O ₃ : 43.02	La ₂ O ₃ : 21.51
	Al ₂ O ₃ : 36.5	Al ₂ O ₃ : 18.25
	ZrO ₂ : 17.46	ZrO ₂ : 8.73
	MgO: 1.5	MgO: 0.75
	NaHCO ₃ : 1.5	NaHCO ₃ : 0.75
	TiO ₂ : 1.5	TiO ₂ : 0.75
40	La ₂ O ₃ : 43.0	La ₂ O ₃ : 21.50
	Al ₂ O ₃ : 32.0	Al ₂ O ₃ : 16.0
	ZrO ₂ : 12	ZrO ₂ : 6
	SiO ₂ : 13	SiO ₂ : 65

Table 2

Raw Material	Source
Alumina particles (Al_2O_3)	Obtained from Condea Vista, Tucson, AZ under the trade designation "APA-0.5"
Calcium oxide particles (CaO)	Obtained from Alfa Aesar, Ward Hill, MA
Cerium oxide particles (CeO_2)	Obtained from Rhone-Poulenc, France
Erbium oxide particles (Er_2O_3)	Obtained from Aldrich Chemical Co., Milwaukee, WI
Europium oxide particles (Eu_2O_3)	Obtained from Aldrich Chemical Co.
Gadolinium oxide particles (Gd_2O_3)	Obtained from Molycorp Inc., Mountain Pass, CA
Hafnium oxide particles (HfO_2)	Obtained from Teledyne Wah Chang Albany Co., Albany, OR
Lanthanum oxide particles (La_2O_3)	Obtained from Molycorp Inc.
Lithium carbonate particles (Li_2CO_3)	Obtained from Aldrich Chemical Co.
Magnesium oxide particles (MgO)	Obtained from Aldrich Chemical Co.
Neodymium oxide particles (Nd_2O_3)	Obtained from Molycorp Inc.
Silica particles (SiO_2)	Obtained from Alfa Aesar
Sodium bicarbonate particles (NaHCO_3)	Obtained from Aldrich Chemical Co.
Titanium dioxide particles (TiO_2)	Obtained from Kemira Inc., Savannah, GA
Yttria-stabilized zirconium oxide particles (Y-PSZ)	Obtained from Zirconia Sales, Inc. of Marietta, GA under the trade designation "HSY-3"
Dysprosium oxide particles (Dy_2O_3)	Obtained from Aldrich Chemical Co.

Various properties/characteristics of some Example 6-40 materials were measured as follows. Powder X-ray diffraction (using an X-ray diffractometer (obtained under the trade designation "PHILLIPS XRG 3100" from PHILLIPS, Mahwah, NJ) with copper K α radiation of 1.54050 Angstrom)) was used to qualitatively measure phases present in
5 example materials. The presence of a broad diffused intensity peak was taken as an indication of the glassy nature of a material. The existence of both a broad peak and well-defined peaks was taken as an indication of existence of crystalline matter within a glassy matrix. Phases detected in various examples are reported in Table 3, below.

10

Table 3

Example	Phases detected via X-ray diffraction	Color	T _g , °C	T _x , °C	Hot-pressing temp, °C
6	Amorphous*	Clear	834	932	960
7	Amorphous*	Clear	837	936	960
8	Amorphous*	Clear	831	935	--
9	Amorphous*	Clear	843	928	--
10	Amorphous*	Clear	848	920	960
11	Amorphous*	Clear	850	923	--
12	Amorphous*	Clear	849	930	--
13	Amorphous*	Clear	843	932	--
14	Amorphous*	Clear	856	918	960
15	Amorphous* and crystalline	Clear/milky	858	914	965
16	Amorphous* and crystalline	Clear/milky	859	914	--
17	Amorphous* and crystalline	Clear/milky	862	912	--
18	Amorphous* and crystalline	Clear/milky	875	908	--
19	Crystalline and amorphous	Milky/clear			--
20	Crystalline and amorphous	Milky/clear			--
21	Amorphous* and crystalline	Brown	838	908	960
22	Amorphous*	Intense yellow/ mustard	874	921	975
23	Amorphous*	Clear	886	933	985

24	Amorphous*	Greenish	881	935	985
25	Amorphous*	Intense pink	885	934	
26	Amorphous*	Blue/pink	836	930	965
27	Amorphous*	Yellow	831	934	965
28	Amorphous*	Yellow/gold	838	929	--
29	Amorphous*	Pink	841	932	--
30	Amorphous*	Light green	828	937	960
31	Amorphous*	Clear	795	901	950
32	Amorphous*	Clear	780	870	--
33	Amorphous*	Clear	816	942	950
34	Amorphous*	Clear	809	934	950
35	Amorphous*	Clear/ greenish	840	922	950
36	Amorphous*	Clear	836	934	950
37	Amorphous*	Clear	832	943	950
38	Amorphous*	Clear	830	943	950
39	Amorphous*	Clear/ some green	818	931	950
40	Amorphous*	Clear	837	1001	--

* glass, as the example has a T_g

For differential thermal analysis (DTA), a material was screened to retain beads in the 90-125 micrometer size range. DTA runs were made (using an instrument obtained from Netzsch Instruments, Selb, Germany under the trade designation "NETZSCH STA 409 DTA/TGA"). The amount of each screened sample placed in a 100-microliter Al_2O_3 sample holder was 400 milligrams. Each sample was heated in static air at a rate of 10°C/minute from room temperature (about 25°C) to 1200°C.

Referring to FIG. 6, line 801 is the plotted DTA data for the Example 6 material. Referring to FIG. 6 line 801, the material exhibited an endothermic event at temperature around 840°C, as evidenced by the downward curve of line 801. It was believed that this event was due to the glass transition (T_g) of the material. At about 934°C, an exothermic

event was observed as evidenced by the sharp peak in line 801. It was believed that this event was due to the crystallization (T_x) of the material. These T_g and T_x values for other examples are reported in Table 3, above.

5 The hot-pressing temperature at which appreciable glass flow occurred, as indicated by the displacement control unit of the hot pressing equipment described above, are reported for various examples in Table 3, above.

Example 41

10 Example 41 fused material was prepared as described in Example 5, except the polyethylene bottle was charged with 20.49 grams of alumina particles ("APA-0.5"), 20.45 grams of lanthanum oxide particles (obtained from Molycorp, Inc.), 9.06 grams of yttria-stabilized zirconium oxide particles (with a nominal composition of 94.6 wt-% ZrO_2 (+ HfO_2) and 5.4 wt-% Y_2O_3 ; obtained under the trade designation "HSY-3" from Zirconia Sales, Inc. of Marietta, GA), and 80 grams of distilled water.

15 The resulting amorphous beads were placed in a polyethylene bottle (as in Example 1) together with 200 grams of 2-mm zirconia milling media (obtained from Tosoh Ceramics Bound Brook, NJ under the trade designation "YTZ"). Three hundred grams of distilled water was added to the bottle, and the mixture milled for 24 hours at 120 rpm to pulverize beads into powder. The milled material was dried using a heat gun. Fifteen
20 grams of the dried particles were placed in a graphite die and hot-pressed at 960°C as described in Example 6. The resulting disk was translucent.

Example 42

Example 42 fused amorphous beads were prepared as described in Example 5.
25 About 15 grams of the beads were hot pressed as described in Example 5 except the bottom punch of the graphite die had 2 mm deep grooves. The resulting material replicated the grooves, indicating very good flowability of the glass during the heating under the applied pressure.

30

Comparative Example B

Comparative Example B fused material was prepared as described in Example 5, except the polyethylene bottle was charged with 27 grams of alumina particles ("APA-0.5"), 23 grams of yttria-stabilized zirconium oxide particles (with a nominal composition of 94.6 wt-% ZrO_2 (+ HfO_2) and 5.4 wt-% Y_2O_3 ; obtained under the trade designation "HSY-3" from Zirconia Sales, Inc. of Marietta, GA) and 80 grams of distilled water. The composition of this example corresponds to a eutectic composition in the Al_2O_3 - ZrO_2 binary system. The resulting 100-150 micrometers diameter spheres were partially amorphous, with significant portions of crystallinity as evidenced by X-ray diffraction analysis.

Example 43

A sample (31.25 grams) of amorphous beads prepared as described in Example 6, and 18.75 grams of beads prepared as described in Comparative Example B, were placed in a polyethylene bottle. After 80 grams of distilled water and 300 grams of zirconia milling media (Tosoh Ceramics, Bound Brook, NJ under the trade designation "YTZ") were added to the bottle, the mixture was milled for 24 hours at 120 rpm. The milled material was dried using a heat gun. Twenty grams of the dried particles were hot-pressed as described in Example 6. An SEM photomicrograph of a polished section (prepared as described in Example 6) of Example 43 material is shown in FIG. 7. The absence of cracking at interfaces between the Comparative Example B material (dark areas) and the Example 6 material (light areas) indicates the establishment of good bonding.

Examples 44-48

Examples 44-48 were prepared, including hot-pressing, as described in Example 43, except various additives (see Table 4, below) were used instead of the beads of Comparative Example B. The sources of the raw materials used are listed in Table 5, below.

Table 4

Example	Additive	Batch, g
44	α -Al ₂ O ₃	LAZ (see Ex.6), 35 α -Al ₂ O ₃ , 15
45	PSZ (ZrO ₂)	LAZ (see Ex.6), 35 PSZ, 15
46	Si ₃ N ₄	LAZ (see Ex.6), 35 Si ₃ N ₄ , 5
47	Diamond (30 micrometers)	LAZ (see Ex.6), 35 Diamond, 15
48	Al ₂ O ₃ abrasive Microparticles	LAZ (see Ex.6), 35 Al ₂ O ₃ abrasive Microparticles, 15

Table 5

Raw Material	Source
Alumina particles (alpha-Al ₂ O ₃)	Obtained from Condea Vista, Tucson, AZ under the trade designation "APA-0.5"
Yttria-stabilized zirconium oxide particles (Y-PSZ)	Obtained from Zirconia Sales, Inc. of Marietta, GA under the trade designation "HSY-3"
Silicon nitride particles (Si ₃ N ₄)	Obtained from UBE Industries, Japan under the trade designation "E-10"
Diamond microparticles (30 micrometers)	Obtained from the 3M Company, St. Paul
Al ₂ O ₃ abrasive microparticles (50 micrometers)	Obtained from the 3M Company under the designation "321 CUBITRON"

- 5 The resulting hot-pressed materials of Examples 44-48 were observed to be strong composite materials as determined by visual observation and handling. FIG. 8 is an SEM micrograph of a polished cross-section of Example 47 demonstrating good bonding between diamond and the glass.

Examples 49-53

Examples 49-53 were prepared by heat-treating 15 gram batches of Example 6 beads in air at temperatures ranging from 1000°C to 1300°C for 60 minutes. Heat-treating was performed in an electrically heated furnace (obtained under the trade designation “Model KKSK-666-3100” from Keith Furnaces of Pico Rivera, CA). The resulting heat-treated materials were analyzed using powder X-ray diffraction as described above for Examples 6-40. The results are summarized in Table 6, below.

The average microhardnesses of Examples 49-53 beads (about 125 micrometers in size) were measured as described in Example 6.

Table 6

Example	Heat-treatment temperature, °C	Phases detected via X-ray diffraction	Color	Hardness, GPa
49	900	Amorphous	Clear	7.5 \pm 0.3
50	1000	LaAlO ₃ ; La ₂ Zr ₂ O ₇	Clear/milky	8.4 \pm 0.2
51	1100	LaAlO ₃ ; La ₂ Zr ₂ O ₇ ; Cubic/tetragonal ZrO ₂	Clear/milky	10.3 \pm 0.2
52	1200	LaAlO ₃ ; Cubic/tetragonal ZrO ₂ ; LaAl ₁₁ O ₁₈	Clear/milky	11.8 \pm 0.2
53	1300	LaAlO ₃ ; Cubic/tetragonal ZrO ₂ ; LaAl ₁₁ O ₁₈	Opaque	15.7 \pm 0.4

Grinding Performance of Examples 6 and 6A and Comparative Examples C-E

Example 6 hot-pressed material was crushed by using a "Chipmunk" jaw crusher (Type VD, manufactured by BICO Inc., Burbank, CA) into (abrasive) particles and graded to retain the -25+30 mesh fraction (i.e., the fraction collected between 25-micrometer opening and 30-micrometer opening size sieves) and -30+35 mesh fractions (i.e., the fraction collected between 30-micrometer opening size and 35-micrometer opening size sieves) (USA Standard Testing Sieves). These two mesh fractions were combined to provide a 50/50 blend. The blended material was heat treated as described in Example 6. Thirty grams of the resulting glass-ceramic abrasive particles were incorporated into a coated abrasive disc. The coated abrasive disc was made according to conventional procedures. The glass-ceramic abrasive particles were bonded to 17.8 cm diameter, 0.8 mm thick vulcanized fiber backings (having a 2.2 cm diameter center hole) using a conventional calcium carbonate-filled phenolic make resin (48% resole phenolic resin, 52% calcium carbonate, diluted to 81% solids with water and glycol ether) and a conventional cryolite-filled phenolic size resin (32% resole phenolic resin, 2% iron oxide, 66% cryolite, diluted to 78% solids with water and glycol ether). The wet make resin weight was about 185 g/m². Immediately after the make coat was applied, the glass-ceramic abrasive particles were electrostatically coated. The make resin was precured for 120 minutes at 88°C. Then the cryolite-filled phenolic size coat was coated over the make coat and abrasive particles. The wet size weight was about 850 g/m². The size resin was cured for 12 hours at 99°C. The coated abrasive disc was flexed prior to testing.

Example 6A coated abrasive disk was prepared as described for Example 6 except the Example 6A abrasive particles were obtained by crushing a hot-pressed and heat-treated Example 6 material, rather than crushing then heat-treating.

Comparative Example C coated abrasive discs were prepared as described for Example 6 (above), except heat-treated fused alumina abrasive particles (obtained under the trade designation "ALODUR BFRPL" from Triebacher, Villach, Austria) was used in place of the Example 6 glass-ceramic abrasive particles.

Comparative Example D coated abrasive discs were prepared as described for Example 6 (above), except alumina-zirconia abrasive particles (having a eutectic composition of 53 % Al₂O₃ and 47 % ZrO₂; obtained under the trade designation

"NORZON" from Norton Company, Worcester, MA) were used in place of the Example 6 glass-ceramic abrasive particles.

Comparative Example E coated abrasive discs were prepared as described above except sol-gel-derived abrasive particles (marketed under the trade designation "321 CUBITRON" from the 3M Company, St. Paul, MN) was used in place of the Example 6 glass-ceramic abrasive particles.

The grinding performance of Example 6 and Comparative Examples C-E coated abrasive discs were evaluated as follows. Each coated abrasive disc was mounted on a beveled aluminum back-up pad, and used to grind the face of a pre-weighed 1.25 cm x 18 cm x 10 cm 1018 mild steel workpiece. The disc was driven at 5,000 rpm while the portion of the disc overlaying the beveled edge of the back-up pad contacted the workpiece at a load of 8.6 kilograms. Each disc was used to grind an individual workpiece in sequence for one-minute intervals. The total cut was the sum of the amount of material removed from the workpieces throughout the test period. The total cut by each sample after 12 minutes of grinding as well as the cut at the 12th minute (i.e., the final cut) are reported in Table 6, below. The Example 6 results are an average of two discs, where as one disk was tested for each of Example 6A, and Comparative Examples C, D, and E.

20

Table 6

Example	Total cut, g	Final cut, g
6	1163	92
6A	1197	92
Comp. C	514	28
Comp. D	689	53
Comp. E	1067	89

Various modifications and alterations of this invention will become apparent to those skilled in the art without departing from the scope and spirit of this invention, and it should be understood that this invention is not to be unduly limited to the illustrative embodiments set forth herein.

25

What is claimed is:

1. Glass comprising Al_2O_3 , REO, and at least one of ZrO_2 or HfO_2 , wherein at least 85 percent by weight of the glass collectively comprises the Al_2O_3 , REO, and at least one of ZrO_2 or HfO_2 , based on the total weight of the glass.

2. The glass according to claim 1 collectively comprising at least 80 percent by weight of the Al_2O_3 , REO, and ZrO_2 , based on the total weight of the glass.

3. Ceramic comprising the glass according to claim 1.

4. A method for making glass comprising Al_2O_3 , REO, and at least one of ZrO_2 or HfO_2 , wherein at least 85 percent by weight of the glass collectively comprises the Al_2O_3 , REO, and at least one of ZrO_2 or HfO_2 , based on the total weight of the glass, the method comprising:

melting sources of at least Al_2O_3 , REO, and at least one of ZrO_2 or HfO_2 to provide a melt; and

cooling the melt to provide the glass.

5. A method for making ceramic comprising glass, wherein the glass comprises Al_2O_3 , REO, and at least one of ZrO_2 or HfO_2 , wherein at least 85 percent by weight of the glass collectively comprises the Al_2O_3 , REO, and at least one of ZrO_2 or HfO_2 , based on the total weight of the glass, the method comprising:

melting sources of at least Al_2O_3 , REO, and at least one of ZrO_2 or HfO_2 to provide a melt; and

cooling the melt to provide the ceramic.

6. A method for making an article comprising glass comprising Al_2O_3 , REO, and at least one of ZrO_2 or HfO_2 , wherein at least 85 percent by weight of the glass collectively comprises the Al_2O_3 , REO, and at least one of ZrO_2 or HfO_2 , based on the total weight of the glass, the method comprising:

melting at least sources of Al_2O_3 , REO, and at least one of ZrO_2 or HfO_2 to provide a melt;

cooling the melt to provide glass beads comprising glass comprising Al_2O_3 , REO, and at least one of ZrO_2 or HfO_2 , wherein at least 85 percent by weight of the glass collectively comprises the Al_2O_3 , REO, and at least one of ZrO_2 or HfO_2 , based on the total weight of the glass, the glass having a T_g ;

heating the glass beads above the T_g such that the glass beads coalesce to form a shape; and

cooling the coalesced shape to provide the article.

10

7. A method for making an article comprising glass comprising Al_2O_3 , REO, and at least one of ZrO_2 or HfO_2 , wherein at least 70 percent by weight of the glass collectively comprises the Al_2O_3 , REO, and at least one of ZrO_2 or HfO_2 , and less than 15 percent by weight SiO_2 and less than 15 percent by weight B_2O_3 , based on the total weight of the glass, the method comprising:

melting at least sources of Al_2O_3 , REO, and at least one of ZrO_2 or HfO_2 to provide a melt;

cooling the melt to provide glass beads comprising glass comprising Al_2O_3 , REO, and at least one of ZrO_2 or HfO_2 , wherein at least 70 percent by weight of the glass collectively comprises the Al_2O_3 , REO, and at least one of ZrO_2 or HfO_2 , and less than 15 percent by weight SiO_2 , and less than 15 percent by weight B_2O_3 , based on the total weight of the glass, the glass having a T_g ;

heating the glass beads above the T_g such that the glass beads coalesce to form a shape; and

cooling the coalesced shape to provide the article.

8. A method for making an article comprising glass comprising Al_2O_3 , REO, and at least one of ZrO_2 or HfO_2 , wherein at least 70 percent by weight of the glass collectively comprises the Al_2O_3 , REO, and at least one of ZrO_2 or HfO_2 , and less than 30 percent by weight collectively SiO_2 , B_2O_3 , and P_2O_5 , based on the total weight of the glass, the method comprising:

melting at least sources of Al_2O_3 , REO, and at least one of ZrO_2 or HfO_2 to provide a melt;

cooling the melt to provide glass beads comprising glass comprising Al_2O_3 , REO, and at least one of ZrO_2 or HfO_2 , wherein at least 70 percent by weight of the glass collectively comprises the Al_2O_3 , REO, and at least one of ZrO_2 or HfO_2 , and less than 30 percent by weight collectively SiO_2 , B_2O_3 , and P_2O_5 , based on the total weight of the glass, the glass having a T_g ;

heating the glass beads above the T_g such that the glass beads coalesce to form a shape; and

cooling the coalesced shape to provide the article.

9. A method for making an article comprising glass comprising Al_2O_3 , REO, and at least one of ZrO_2 or HfO_2 , wherein at least 85 percent by weight of the glass collectively comprises the Al_2O_3 , REO, and at least one of ZrO_2 or HfO_2 , based on the total weight of the glass, the method comprising:

melting at least sources of Al_2O_3 , REO, and at least one of ZrO_2 or HfO_2 to provide a melt;

cooling the melt to provide glass beads comprising glass comprising Al_2O_3 , REO, and at least one of ZrO_2 or HfO_2 , wherein at least 85 percent by weight of the glass collectively comprises the Al_2O_3 , REO, and at least one of ZrO_2 or HfO_2 , based on the total weight of the glass, the glass having a T_g ;

converting the glass beads to provide glass powder;

heating the glass powder above the T_g such that the glass powder coalesces to form a shape; and

cooling the coalesced shape to provide the article.

10. A method for making an article comprising glass comprising Al_2O_3 , REO, and at least one of ZrO_2 or HfO_2 , wherein at least 70 percent by weight of the glass collectively comprises the Al_2O_3 , REO, and at least one of ZrO_2 or HfO_2 , and less than 15 percent by weight SiO_2 , and less than 15 percent by weight B_2O_3 , based on the total weight of the glass, the method comprising:

melting at least sources of Al_2O_3 , REO, and at least one of ZrO_2 or HfO_2 to provide a melt;

cooling the melt to provide glass beads comprising glass comprising Al_2O_3 , REO, and at least one of ZrO_2 or HfO_2 , wherein at least 70 percent by weight of the glass collectively comprises the Al_2O_3 , REO, and at least one of ZrO_2 or HfO_2 , and less than 15 percent by weight SiO_2 , and less than 15 percent by weight B_2O_3 , based on the total weight of the glass, the glass having a T_g ;

converting the glass beads to provide glass powder;

heating the glass powder above the T_g such that the glass powder coalesces to form a shape; and

cooling the coalesced shape to provide the article.

11. A method for making an article comprising glass comprising Al_2O_3 , REO, and at least one of ZrO_2 or HfO_2 , wherein at least 70 percent by weight of the glass collectively comprises the Al_2O_3 , REO, and at least one of ZrO_2 or HfO_2 , and less than 30 percent by weight collectively SiO_2 , B_2O_3 , and P_2O_5 , based on the total weight of the glass, the method comprising:

melting at least sources of Al_2O_3 , REO, and at least one of ZrO_2 or HfO_2 to provide a melt;

cooling the melt to provide glass beads comprising glass comprising Al_2O_3 , REO, and at least one of ZrO_2 or HfO_2 , wherein at least 70 percent by weight of the glass collectively comprises the Al_2O_3 , REO, and at least one of ZrO_2 or HfO_2 , and less than 30 percent by weight collectively SiO_2 , B_2O_3 , and P_2O_5 , based on the total weight of the glass, the glass having a T_g ;

converting the glass beads to provide glass powder;

heating the glass powder above the T_g such that the glass powder coalesces to form a shape; and

cooling the coalesced shape to provide the article.

12. Ceramic comprising at least 75 percent by volume glass, the glass comprising Al_2O_3 , REO, and at least one of ZrO_2 or HfO_2 , wherein at least 85 percent by

weight of the glass collectively comprises the Al_2O_3 , REO, and at least one of ZrO_2 or HfO_2 , based on the total weight of the glass.

13. The ceramic according to claim 12 wherein the glass collectively
5 comprising at least 85 percent by weight of the Al_2O_3 , REO, and ZrO_2 , based on the total weight of the glass.

14. Glass-ceramic comprising Al_2O_3 , REO, and at least one of ZrO_2 or HfO_2 ,
wherein at least 85 percent by weight of the glass-ceramic collectively comprises the
10 Al_2O_3 , REO, and at least one of ZrO_2 or HfO_2 , based on the total weight of the glass-ceramic.

15. The glass-ceramic according to claim 14 collectively comprising at least 85 percent by weight of the Al_2O_3 , REO, and ZrO_2 , based on the total weight of the glass-ceramic.

16. Glass-ceramic comprising Al_2O_3 , REO, and at least one of ZrO_2 or HfO_2 ,
wherein at least 70 percent by weight of the glass-ceramic collectively comprises the
 Al_2O_3 , REO, and at least one of ZrO_2 or HfO_2 , and less than 15 percent by weight SiO_2
20 and less than 15 percent by weight B_2O_3 , based on the total weight of the glass-ceramic.

17. The glass-ceramic according to claim 16 collectively comprising at least 70 percent by weight of the Al_2O_3 , REO, and ZrO_2 , based on the total weight of the glass-ceramic.

25

18. Glass-ceramic comprising Al_2O_3 , REO, and at least one of ZrO_2 or HfO_2 ,
wherein at least 70 percent by weight of the glass-ceramic collectively comprises the
 Al_2O_3 , REO, and at least one of ZrO_2 or HfO_2 , and less than 30 percent by weight
collectively SiO_2 , B_2O_3 , and P_2O_5 , based on the total weight of the glass-ceramic.

30

19. The glass-ceramic according to claim 18 collectively comprising at least 70 percent by weight of the Al_2O_3 , REO, and ZrO_2 , based on the total weight of the glass-ceramic.

5 20. Glass-ceramic comprising Al_2O_3 , REO, and at least one of ZrO_2 or HfO_2 , wherein the ceramic (a) exhibits a microstructure comprising crystallites having an average crystallite size of less than 1 micrometer, and (b) is free of eutectic microstructure features.

 21 The glass-ceramic according to claim 20 comprising the Al_2O_3 , REO, and
10 ZrO_2 .

 22. A method for making glass-ceramic comprising Al_2O_3 , REO, and at least one of ZrO_2 or HfO_2 , wherein at least 85 percent by weight of the glass-ceramic collectively comprises the Al_2O_3 , REO, and at least one of ZrO_2 or HfO_2 , based on the
15 total weight of the glass-ceramic, the method comprising:

 heat-treating glass comprising Al_2O_3 , REO, and at least one of ZrO_2 or HfO_2 , wherein at least 85 percent by weight of the glass collectively comprises the Al_2O_3 , REO, and at least one of ZrO_2 or HfO_2 , based on the total weight of the glass to provide the glass-ceramic.

20

 23. A method for making glass-ceramic comprising Al_2O_3 , REO, and at least one of ZrO_2 or HfO_2 , wherein at least 85 percent by weight of the glass-ceramic collectively comprises the Al_2O_3 , REO, and at least one of ZrO_2 or HfO_2 , based on the total weight of the glass-ceramic, the method comprising:

25 heat-treating ceramic comprising glass, wherein the glass comprises Al_2O_3 , REO, and at least one of ZrO_2 or HfO_2 , wherein at least 85 percent by weight of the glass collectively comprises the Al_2O_3 , REO, and at least one of ZrO_2 or HfO_2 , based on the total weight of the glass to provide the glass-ceramic.

30 24. A method for making glass-ceramic comprising Al_2O_3 , REO, and at least one of ZrO_2 or HfO_2 , wherein at least 70 percent by weight of the glass-ceramic

collectively comprises the Al_2O_3 , REO, and at least one of ZrO_2 or HfO_2 , and less than 15 percent by weight SiO_2 and less than 15 percent by weight B_2O_3 , based on the total weight of the glass-ceramic, the method comprising:

- 5 heat-treating glass comprising Al_2O_3 , REO, and at least one of ZrO_2 or HfO_2 , wherein at least 70 percent by weight of the glass collectively comprises the Al_2O_3 , REO, and at least one of ZrO_2 or HfO_2 , and less than 15 percent by weight SiO_2 and less than 15 percent by weight B_2O_3 , based on the total weight of the glass to provide the glass-ceramic.

- 10 25. A method for making glass-ceramic comprising Al_2O_3 , REO, and at least one of ZrO_2 or HfO_2 , wherein at least 70 percent by weight of the glass-ceramic collectively comprises the Al_2O_3 , REO, and at least one of ZrO_2 or HfO_2 , and less than 15 percent by weight SiO_2 , and less than 15 percent by weight B_2O_3 , based on the total weight of the glass-ceramic, the method comprising:

- 15 heat-treating ceramic comprising glass, wherein the glass comprises Al_2O_3 , REO, and at least one of ZrO_2 or HfO_2 , wherein at least 70 percent by weight of the glass collectively comprises the Al_2O_3 , REO, and at least one of ZrO_2 or HfO_2 , and less than 15 percent by weight SiO_2 , and less than 15 percent by weight B_2O_3 , based on the total weight of the glass to provide the glass-ceramic.

20

26. A method for making glass-ceramic comprising Al_2O_3 , REO, and at least one of ZrO_2 or HfO_2 , wherein at least 70 percent by weight of the glass-ceramic collectively comprises the Al_2O_3 , REO, and at least one of ZrO_2 or HfO_2 , and less than 30 percent by weight collectively SiO_2 , B_2O_3 , and P_2O_5 , based on the total weight of the
25 glass-ceramic, the method comprising:

 heat-treating glass comprising Al_2O_3 , REO, and at least one of ZrO_2 or HfO_2 , wherein at least 70 percent by weight of the glass collectively comprises the Al_2O_3 , REO, and at least one of ZrO_2 or HfO_2 , and less than 30 percent by weight collectively SiO_2 , B_2O_3 , and P_2O_5 , based on the total weight of the glass to provide the glass-ceramic.

30

27. A method for making glass-ceramic comprising Al_2O_3 , REO, and at least one of ZrO_2 or HfO_2 , wherein at least 70 percent by weight of the glass-ceramic collectively comprises the Al_2O_3 , REO, and at least one of ZrO_2 or HfO_2 , and less than 30 percent by weight collectively SiO_2 , B_2O_3 , and P_2O_5 , based on the total weight of the glass-ceramic, the method comprising:

5 heat-treating ceramic comprising glass, wherein the glass comprises Al_2O_3 , REO, and at least one of ZrO_2 or HfO_2 , wherein at least 70 percent by weight of the glass collectively comprises the Al_2O_3 , REO, and at least one of ZrO_2 or HfO_2 , and less than 30 percent by weight collectively SiO_2 , B_2O_3 , and P_2O_5 , based on the total weight of the glass to provide the glass-ceramic.

28. A method for making glass-ceramic comprising Al_2O_3 , REO, and at least one of ZrO_2 or HfO_2 , the method comprising:

15 heat-treating glass comprising Al_2O_3 , REO, and at least one of ZrO_2 or HfO_2 to provide the glass-ceramic, wherein the glass-ceramic (a) exhibits a microstructure comprising crystallites having an average crystallite size of less than 1 micrometer, and (b) is free of eutectic microstructure features.

29. A method for making glass-ceramic comprising Al_2O_3 , REO, and at least one of ZrO_2 or HfO_2 , the method comprising:

20 heat-treating ceramic comprising glass, wherein the glass comprises Al_2O_3 , REO, and at least one of ZrO_2 or HfO_2 to provide the glass-ceramic, wherein the glass-ceramic (a) exhibits a microstructure comprising crystallites having an average crystallite size of less than 1 micrometer, and (b) is free of eutectic microstructure features.

25

30. A method for making a glass-ceramic article, the method comprising:

30 converting glass to provide glass powder, the glass comprising Al_2O_3 , REO, and at least one of ZrO_2 or HfO_2 , wherein at least 85 percent by weight of the glass collectively comprises the Al_2O_3 , REO, and at least one of ZrO_2 or HfO_2 , based on the total weight of the glass, the glass having a T_g ;

heating the glass powder above the T_g such that the glass powder coalesces to form a shape;

cooling the coalesced shape to provide a glass article; and

heat-treating the glass article to provide a glass-ceramic article.

5

31. A method for making a glass-ceramic article, the method comprising:

converting glass to provide glass powder, the glass comprising Al_2O_3 , REO,

and at least one of ZrO_2 or HfO_2 , wherein at least 70 percent by weight of the glass

collectively comprises the Al_2O_3 , REO, and at least one of ZrO_2 or HfO_2 , and less than 15

10 percent by weight SiO_2 , and less than 15 percent by weight B_2O_3 , based on the total weight of the glass, the glass having a T_g ;

heating the glass powder above the T_g such that the glass powder coalesces to form a shape;

cooling the coalesced shape to provide a glass article; and

15 heat-treating the glass article to provide a glass-ceramic article.

32. A method for making a glass-ceramic article, the method comprising:

converting glass to provide glass powder, the glass comprising Al_2O_3 , REO,

and at least one of ZrO_2 or HfO_2 , wherein at least 70 percent by weight of the glass

20 collectively comprises the Al_2O_3 , REO, and at least one of ZrO_2 or HfO_2 , and less than 30

percent by weight collectively SiO_2 , B_2O_3 , and P_2O_5 , based on the total weight of the glass, the glass having a T_g ;

heating the glass powder above the T_g such that the glass powder coalesces to form a shape;

25 cooling the coalesced shape to provide a glass article; and

heat-treating the glass article to provide a glass-ceramic article.

33. Glass-ceramic comprising Al_2O_3 , REO, and at least one of ZrO_2 or HfO_2 ,

wherein the glass-ceramic (a) exhibits a microstructure comprising crystallites having an

30 average crystallite size of less than 200 nanometers and (b) has a density of at least 90% of theoretical density.

34. Glass-ceramic comprising Al_2O_3 , REO, and at least one of ZrO_2 or HfO_2 , wherein the glass-ceramic (a) exhibits a microstructure comprising crystallites, wherein none of the crystallites are greater than 200 nanometers in size and (b) has a density of at least 90% of theoretical density.

35. Glass-ceramic comprising Al_2O_3 , REO, and at least one of ZrO_2 or HfO_2 , wherein the glass-ceramic (a) exhibits a microstructure comprising crystallites, wherein at least a portion of the crystallites are not greater than 150 nanometers in size and (b) has a density of at least 90% of theoretical density.

36. Ceramic comprising at least 75 percent by volume crystalline ceramic, the crystalline ceramic comprising Al_2O_3 , REO, and at least one of ZrO_2 or HfO_2 , wherein the ceramic (a) exhibits a microstructure comprising crystallites having an average crystallite size of less than 200 nanometers and (b) has a density of at least 90% of theoretical density.

37. Ceramic comprising at least 75 percent by volume crystalline ceramic, the crystalline ceramic comprising Al_2O_3 , REO, and at least one of ZrO_2 or HfO_2 , wherein the ceramic (a) exhibits a microstructure comprising crystallites, wherein none of the crystallites are greater than 200 nanometers in size and (b) has a density of at least 90% of theoretical density.

38. Ceramic comprising at least 75 percent by volume crystalline ceramic, the crystalline ceramic comprising Al_2O_3 , REO, and at least one of ZrO_2 or HfO_2 , wherein the ceramic (a) exhibits a microstructure comprising crystallites, wherein at least a portion of the crystallites are not greater than 150 nanometers in size and (b) has a density of at least 90% of theoretical density.

39. Ceramic comprising at least 75 percent by volume crystalline ceramic, the crystalline ceramic comprising Al_2O_3 , REO, and at least one of ZrO_2 or HfO_2 , wherein the

ceramic (a) exhibits a microstructure comprising crystallites having an average crystallite size not greater than 200 nanometer, in size and (b) has a density of at least 90% of theoretical density.

5 40. The ceramic according to claim 39 wherein the crystalline ceramic collectively comprising Al_2O_3 , REO, and ZrO_2 , based on the total weight of the crystalline ceramic.

10 41. Abrasive particle comprising a glass-ceramic comprising Al_2O_3 , REO, and at least one of ZrO_2 or HfO_2 , wherein at least 85 percent by weight of the glass-ceramic collectively comprises the Al_2O_3 , REO, and at least one of ZrO_2 or HfO_2 , based on the total weight of the glass-ceramic.

15 42. Abrasive particle comprising a glass-ceramic comprising Al_2O_3 , REO, and at least one of ZrO_2 or HfO_2 , wherein at least 70 percent by weight of the glass-ceramic collectively comprises the Al_2O_3 , REO, and at least one of ZrO_2 or HfO_2 , and less than 15 percent by weight SiO_2 and less than 15 percent by weight B_2O_3 , based on the total weight of the glass-ceramic.

20 43. Abrasive particle comprising a glass-ceramic comprising Al_2O_3 , REO, and at least one of ZrO_2 or HfO_2 , wherein at least 70 percent by weight of the glass-ceramic collectively comprises the Al_2O_3 , REO, and at least one of ZrO_2 or HfO_2 , and less than 30 percent by weight collectively SiO_2 , B_2O_3 , and P_2O_5 , based on the total weight of the glass-ceramic.

25 44. A method for making abrasive particles, the method comprising:
 heat-treating glass particles comprising Al_2O_3 , REO, and at least one of ZrO_2 or HfO_2 , wherein at least 85 percent by weight of the glass collectively comprises the Al_2O_3 , REO, and at least one of ZrO_2 or HfO_2 , based on the total weight of the glass particles, to
30 provide glass-ceramic abrasive particles.

45. A method for making abrasive particles, the method comprising:
heat-treating particles comprising glass, wherein the glass comprises Al_2O_3 ,
REO, and at least one of ZrO_2 or HfO_2 , wherein at least 85 percent by weight of the glass
collectively comprises the Al_2O_3 , REO, and at least one of ZrO_2 or HfO_2 , based on the
5 total weight of the glass particles, to provide glass-ceramic abrasive particles.

46. A method for making abrasive particles, the method comprising:
heat-treating glass comprising Al_2O_3 , REO, and at least one of ZrO_2 or
 HfO_2 , wherein at least 85 percent by weight of the glass collectively comprises the Al_2O_3 ,
10 REO, and at least one of ZrO_2 or HfO_2 , based on the total weight of the glass, to provide
glass-ceramic; and
converting the glass-ceramic to provide abrasive particles.

47. A method for making abrasive particles, the method comprising:
15 heat-treating ceramic comprising glass, wherein the glass comprises Al_2O_3 ,
REO, and at least one of ZrO_2 or HfO_2 , wherein at least 85 percent by weight of the glass
collectively comprises the Al_2O_3 , REO, and at least one of ZrO_2 or HfO_2 , based on the
total weight of the glass, to provide glass-ceramic; and
converting the glass-ceramic to provide abrasive particles.

20

48. A method for making abrasive particles, the method comprising:
heat-treating glass particles comprising Al_2O_3 , REO, and at least one of
 ZrO_2 or HfO_2 , wherein at least 70 percent by weight of the glass collectively comprises the
 Al_2O_3 , REO, and at least one of ZrO_2 or HfO_2 , and less than 15 percent by weight SiO_2
25 and less than 15 percent by weight B_2O_3 , based on the total weight of the glass particles, to
provide glass-ceramic abrasive particles.

49. A method for making abrasive particles, the method comprising:
heat-treating particles comprising glass, wherein the glass comprises Al_2O_3 ,
30 REO, and at least one of ZrO_2 or HfO_2 , wherein at least 70 percent by weight of the glass
collectively comprises the Al_2O_3 , REO, and at least one of ZrO_2 or HfO_2 , and less than 15

percent by weight SiO_2 , and less than 15 percent by weight B_2O_3 , based on the total weight of the glass particles, to provide glass-ceramic abrasive particles.

50. A method for making abrasive particles, the method comprising:
5 heat-treating glass comprising Al_2O_3 , REO, and at least one of ZrO_2 or HfO_2 , wherein at least 70 percent by weight of the glass collectively comprises the Al_2O_3 , REO, and at least one of ZrO_2 or HfO_2 , and less than 15 percent by weight SiO_2 and less than 15 percent by weight B_2O_3 , based on the total weight of the glass, to provide glass-ceramic; and
10 converting the glass-ceramic to provide abrasive particles.

51. A method for making abrasive particles, the method comprising:
heat-treating ceramic comprising glass, wherein the glass comprises Al_2O_3 , REO, and at least one of ZrO_2 or HfO_2 , wherein at least 70 percent by weight of the glass
15 collectively comprises the Al_2O_3 , REO, and at least one of ZrO_2 or HfO_2 , and less than 15 percent by weight SiO_2 and less than 15 percent by weight B_2O_3 , based on the total weight of the glass, to provide glass-ceramic; and
converting the glass-ceramic to provide abrasive particles.

- 20 52. A method for making abrasive particles, the method comprising:
heat-treating glass particles comprising Al_2O_3 , REO, and at least one of ZrO_2 or HfO_2 , wherein at least 70 percent by weight of the glass collectively comprises the Al_2O_3 , REO, and at least one of ZrO_2 or HfO_2 , and less than 30 percent by weight collectively SiO_2 , B_2O_3 , and P_2O_5 , based on the total weight of the glass particles, to
25 provide glass-ceramic abrasive particles.

53. A method for making abrasive particles, the method comprising:
heat-treating particles comprising glass, wherein the glass comprises Al_2O_3 , REO, and at least one of ZrO_2 or HfO_2 , wherein at least 70 percent by weight of the glass
30 collectively comprises the Al_2O_3 , REO, and at least one of ZrO_2 or HfO_2 , and less than 30

percent by weight collectively SiO_2 , B_2O_3 , and P_2O_5 , based on the total weight of the glass particles, to provide glass-ceramic abrasive particles.

54. A method for making abrasive particles, the method comprising:
5 heat-treating glass comprising Al_2O_3 , REO, and at least one of ZrO_2 or HfO_2 , wherein at least 70 percent by weight of the glass collectively comprises the Al_2O_3 , REO, and at least one of ZrO_2 or HfO_2 , and less than 30 percent by weight collectively SiO_2 , B_2O_3 , and P_2O_5 , based on the total weight of the glass, to provide glass-ceramic; and
10 converting the glass-ceramic to provide abrasive particles.

55. A method for making abrasive particles, the method comprising:
heat-treating ceramic comprising glass, wherein the glass comprises Al_2O_3 , REO, and at least one of ZrO_2 or HfO_2 , wherein at least 70 percent by weight of the glass collectively comprises the Al_2O_3 , REO, and at least one of ZrO_2 or HfO_2 , and less than 30
15 percent by weight collectively SiO_2 , B_2O_3 , and P_2O_5 , based on the total weight of the glass, to provide glass-ceramic; and
converting the glass-ceramic to provide abrasive particles.

56. A method for making abrasive particles, the method comprising:
20 heat-treating glass particles comprising Al_2O_3 , REO, and at least one of ZrO_2 or HfO_2 to provide glass-ceramic abrasive particles, wherein the glass-ceramic (a) exhibits a microstructure comprising crystallites having an average crystallite size of less than 1 micrometer, and (b) is free of eutectic microstructure features.

57. A method for making abrasive particles, the method comprising:
25 heat-treating particles comprising glass, wherein the glass comprises Al_2O_3 , REO, and at least one of ZrO_2 or HfO_2 to provide glass-ceramic abrasive particles, wherein the glass-ceramic (a) exhibits a microstructure comprising crystallites having an average crystallite size of less than 1 micrometer, and (b) is free of eutectic microstructure features.

58. A method for making abrasive particles, the method comprising:

heat-treating glass comprising Al_2O_3 , REO, and at least one of ZrO_2 or HfO_2 to provide glass-ceramic, wherein the glass-ceramic (a) exhibits a microstructure comprising crystallites having an average crystallite size of less than 1 micrometer, and (b) is free of eutectic microstructure features; and

5 converting the glass-ceramic to provide abrasive particles.

59. A method for making abrasive particles, the method comprising:

 heat-treating ceramic comprising glass, wherein the glass comprises Al_2O_3 , REO, and at least one of ZrO_2 or HfO_2 to provide glass-ceramic, wherein the glass-ceramic
10 (a) exhibits a microstructure comprising crystallites having an average crystallite size of less than 1 micrometer, and (b) is free of eutectic microstructure features; and
 converting the glass-ceramic to provide abrasive particles.

60. Abrasive particle comprising a glass-ceramic comprising Al_2O_3 , REO, and
15 at least one of ZrO_2 or HfO_2 , wherein the glass-ceramic (a) exhibits a microstructure comprising crystallites having an average crystallite size of less than 200 nanometers and
 (b) a density of at least 90% of theoretical density.

61. The abrasive particle according to claim 60 comprising at least 90 percent
20 by volume of said ceramic, based on the total volume of said abrasive particle.

62. Abrasive particle comprising a glass-ceramic comprising Al_2O_3 , REO, and
 at least one of ZrO_2 or HfO_2 , wherein the glass-ceramic (a) exhibits a microstructure comprising crystallites, wherein none of the crystallites are greater than 200 nanometers in
25 size and (b) a density of at least 90% of theoretical density.

63. The abrasive particle according to claim 62 comprising at least 90 percent
 by volume of said ceramic, based on the total volume of said abrasive particle.

64. Abrasive particle comprising a glass-ceramic comprising Al_2O_3 , REO, and
30 at least one of ZrO_2 or HfO_2 , wherein the glass-ceramic (a) exhibits a microstructure

comprising crystallites, wherein at least a portion of the crystallites are not greater than 150 nanometers in size and (b) a density of at least 90% of theoretical density.

65. The abrasive particle according to claim 64 comprising at least 90 percent
5 by volume of said ceramic, based on the total volume of said abrasive particle.

66. Abrasive particle comprising ceramic comprising at least 75 percent by
volume crystalline ceramic, the crystalline ceramic comprising Al_2O_3 , REO, and at least
one of ZrO_2 or HfO_2 , wherein the ceramic (a) exhibits a microstructure comprising
10 crystallites having an average crystallite size of less than 200 nanometers and (b) a density
of at least 90% of theoretical density.

67. The abrasive particle according to claim 66 comprising at least 90 percent
by volume of said ceramic, based on the total volume of said abrasive particle.
15

68. Abrasive particle comprising ceramic comprising at least 75 percent by
volume crystalline ceramic, the crystalline ceramic comprising Al_2O_3 , REO, and at least
one of ZrO_2 or HfO_2 , wherein the ceramic (a) exhibits a microstructure comprising
crystallites, wherein none of the crystallites are greater than 200 nanometers in size and (b)
20 a density of at least 90% of theoretical density.

69. The abrasive particle according to claim 68 comprising at least 90 percent
by volume of said ceramic, based on the total volume of said abrasive particle.

70. Abrasive particle comprising ceramic comprising at least 75 percent by
25 volume crystalline ceramic, the crystalline ceramic comprising Al_2O_3 , REO, and at least
one of ZrO_2 or HfO_2 , wherein the ceramic (a) exhibits a microstructure comprising
crystallites, wherein at least a portion of the crystallites are not greater than 150
nanometers in size and (b) a density of at least 90% of theoretical density.

30

71. The abrasive particle according to claim 70 comprising at least 90 percent by volume of said ceramic, based on the total volume of said abrasive particle.

72. Abrasive particle comprising ceramic comprising at least 75 percent by volume crystalline ceramic, the crystalline ceramic comprising Al_2O_3 , REO, and at least one of ZrO_2 or HfO_2 , wherein the ceramic (a) exhibits a microstructure comprising crystallites having an average crystallite size not greater than 200 nanometer, in size and (b) a density of at least 90% of theoretical density.

73. The abrasive particle according to claim 72 comprising at least 90 percent by volume of said ceramic, based on the total volume of said abrasive particle.

74. A plurality of abrasive particles having a specified nominal grade, wherein at least a portion of the plurality of abrasive particles comprise alpha Al_2O_3 , crystalline ZrO_2 , and a first complex $\text{Al}_2\text{O}_3\cdot\text{REO}$, wherein at least one of the alpha Al_2O_3 , the crystalline ZrO_2 , or the first complex $\text{Al}_2\text{O}_3\cdot\text{REO}$ has an average crystal size not greater than 150 nanometers, and wherein the abrasive particles of the portion have a density of at least 90 percent of theoretical density.

75. An abrasive article comprising a binder and a plurality of abrasive particles, wherein at least a portion of the abrasive particles comprise alpha Al_2O_3 , crystalline ZrO_2 , and a first complex $\text{Al}_2\text{O}_3\cdot\text{REO}$, wherein at least one of the alpha Al_2O_3 , the crystalline ZrO_2 , or the first complex $\text{Al}_2\text{O}_3\cdot\text{REO}$ has an average crystal size not greater than 150 nanometers, and wherein the abrasive particles of the portion have a density of at least 90 percent of theoretical density.

76. A method of abrading a surface, the method comprising:
providing an abrasive article comprising a binder and a plurality of abrasive particles, wherein at least a portion of the abrasive particles comprise alpha Al_2O_3 , crystalline ZrO_2 , and a first complex $\text{Al}_2\text{O}_3\cdot\text{REO}$, wherein at least one of the alpha Al_2O_3 , the crystalline ZrO_2 , or the first complex $\text{Al}_2\text{O}_3\cdot\text{REO}$ has an average crystal size not

greater than 150 nanometers, and wherein the abrasive particles of the portion have a density of at least 90 percent of theoretical density;

contacting at least one of the abrasive particles comprising the alpha Al_2O_3 , the crystalline ZrO_2 , and the first complex $\text{Al}_2\text{O}_3 \cdot \text{REO}$ with a surface of a workpiece; and

5 moving at least one of the contacted abrasive particles comprising the alpha Al_2O_3 , the crystalline ZrO_2 , and the first complex $\text{Al}_2\text{O}_3 \cdot \text{REO}$ or the contacted surface to abrade at least a portion of the surface with the contacted abrasive particle comprising the alpha Al_2O_3 , the crystalline ZrO_2 , and the first complex $\text{Al}_2\text{O}_3 \cdot \text{REO}$.

10 77. A plurality of abrasive particles having a specified nominal grade, wherein at least a portion of the plurality of abrasive particles comprise a first complex $\text{Al}_2\text{O}_3 \cdot \text{REO}$, a second, different complex $\text{Al}_2\text{O}_3 \cdot \text{REO}$, and crystalline ZrO_2 , wherein for at least one of the first complex $\text{Al}_2\text{O}_3 \cdot \text{REO}$, the second complex $\text{Al}_2\text{O}_3 \cdot \text{REO}$, or the crystalline ZrO_2 , wherein at least 90 percent by number of crystal sizes thereof are not greater than 200
15 nanometers, and wherein the abrasive particles of the portion have a density of at least 90 percent of theoretical density.

78. An abrasive article comprising a binder and a plurality of abrasive particles, wherein at least a portion of the abrasive particles comprise a first complex $\text{Al}_2\text{O}_3 \cdot \text{REO}$, a
20 second, different complex $\text{Al}_2\text{O}_3 \cdot \text{REO}$, and crystalline ZrO_2 , wherein in such portion, for at least one of the first complex $\text{Al}_2\text{O}_3 \cdot \text{REO}$, the second complex $\text{Al}_2\text{O}_3 \cdot \text{REO}$, or the crystalline ZrO_2 , wherein at least 90 percent by number of crystal sizes thereof are not greater than 200 nanometers, and wherein the abrasive particles of the portion have a density of at least 90 percent of theoretical density.

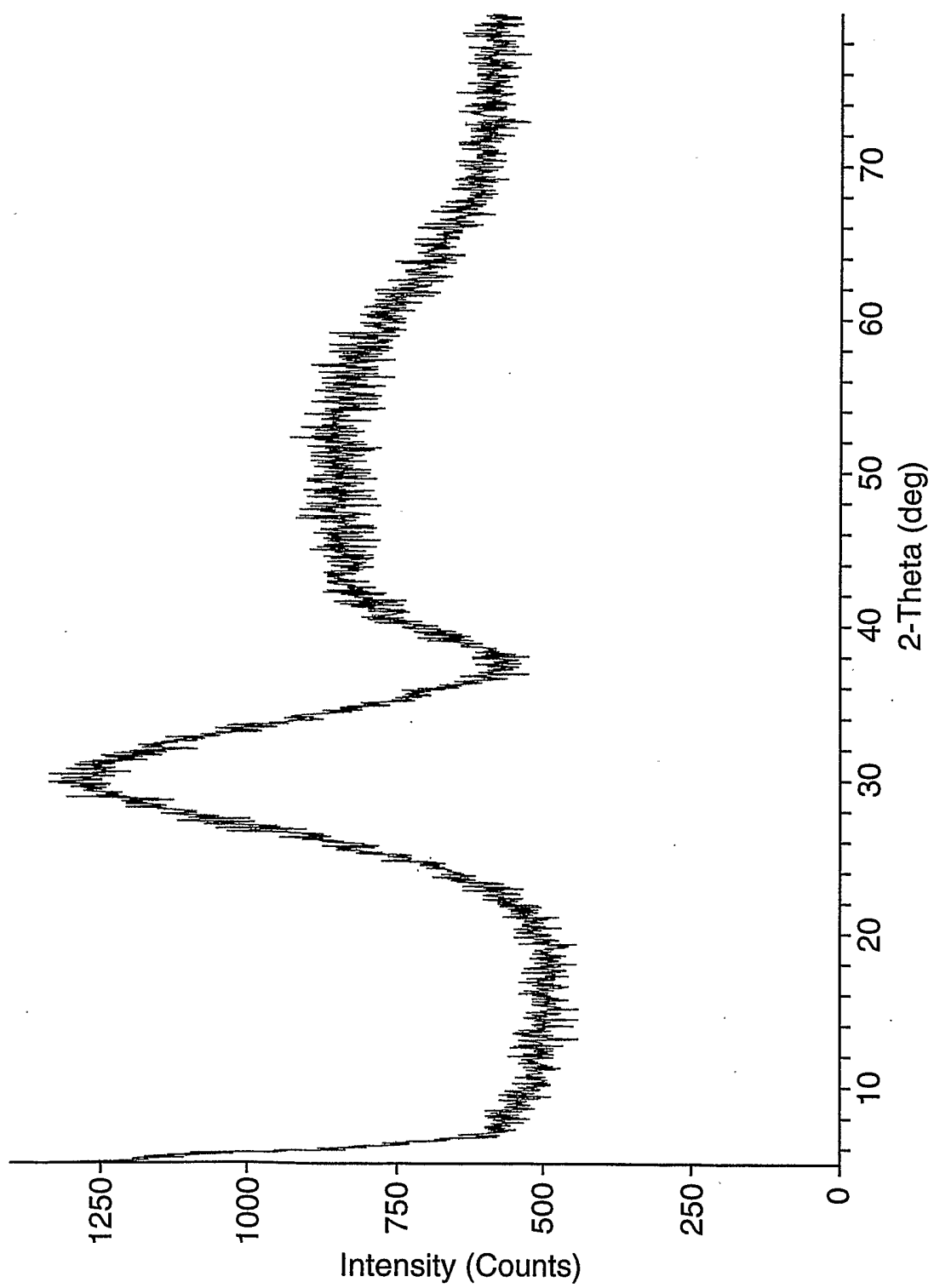
25

79. A method of abrading a surface, the method comprising:
providing an abrasive article comprising a binder and a plurality of abrasive particles, wherein at least a portion of the abrasive particles comprise a first complex $\text{Al}_2\text{O}_3 \cdot \text{REO}$, a second, different complex $\text{Al}_2\text{O}_3 \cdot \text{REO}$, and crystalline ZrO_2 , wherein in
30 such portion, for at least one of the first complex $\text{Al}_2\text{O}_3 \cdot \text{REO}$, the second complex $\text{Al}_2\text{O}_3 \cdot \text{REO}$, or the crystalline ZrO_2 , wherein at least 90 percent by number of crystal sizes

thereof are not greater than 200 nanometers, and wherein the abrasive particles of the portion have a density of at least 90 percent of theoretical density;

contacting at least one of the abrasive particles comprising the first complex $\text{Al}_2\text{O}_3 \cdot \text{REO}$, the second complex $\text{Al}_2\text{O}_3 \cdot \text{REO}$, and the crystalline ZrO_2 with a surface of a
5 workpiece; and

moving at least one of the contacted abrasive particles comprising the first complex $\text{Al}_2\text{O}_3 \cdot \text{REO}$, the second complex $\text{Al}_2\text{O}_3 \cdot \text{REO}$, and the crystalline ZrO_2 or the contacted surface to abrade at least a portion of the surface with the contacted abrasive particle comprising the first complex $\text{Al}_2\text{O}_3 \cdot \text{REO}$, the second complex $\text{Al}_2\text{O}_3 \cdot \text{REO}$, and the
10 crystalline ZrO_2 .

**Fig. 1**

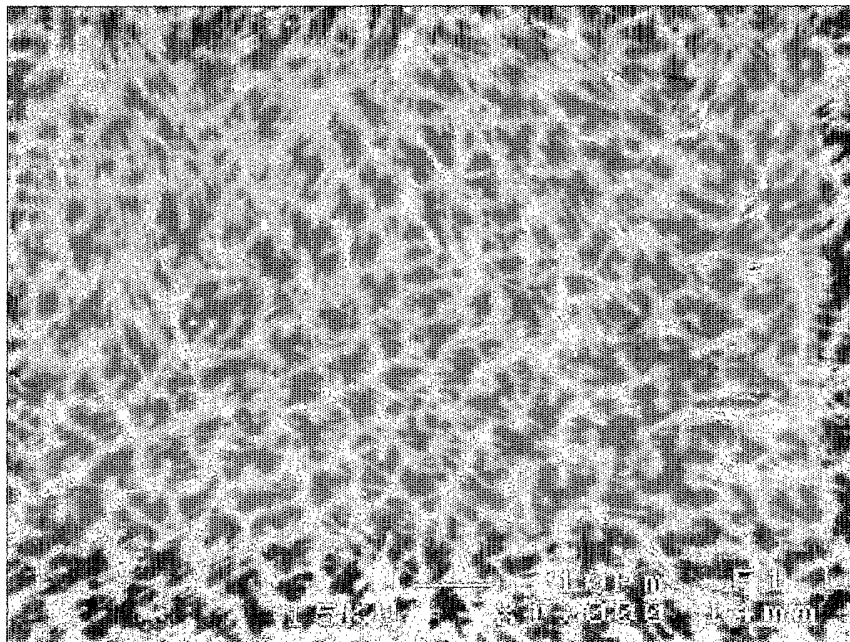


Fig. 2

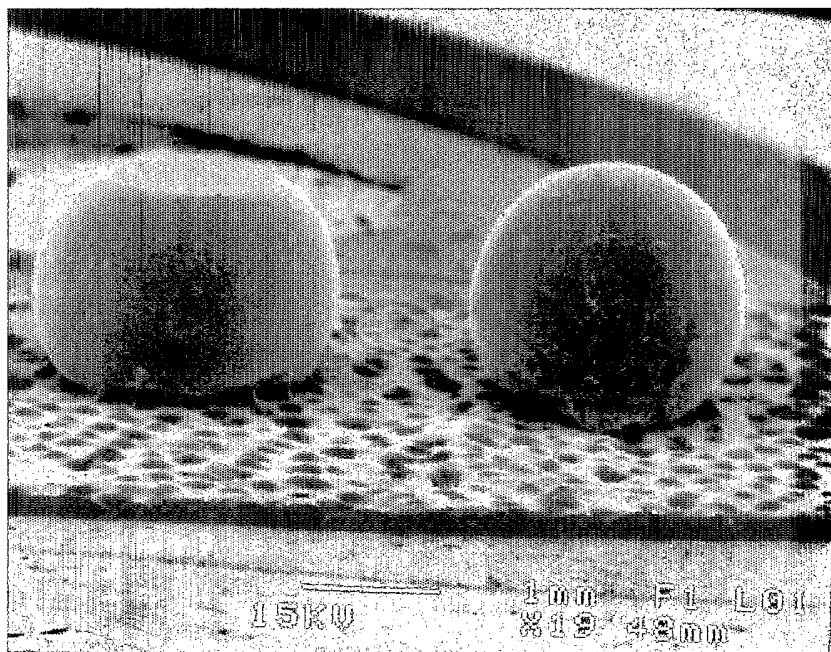


Fig. 3

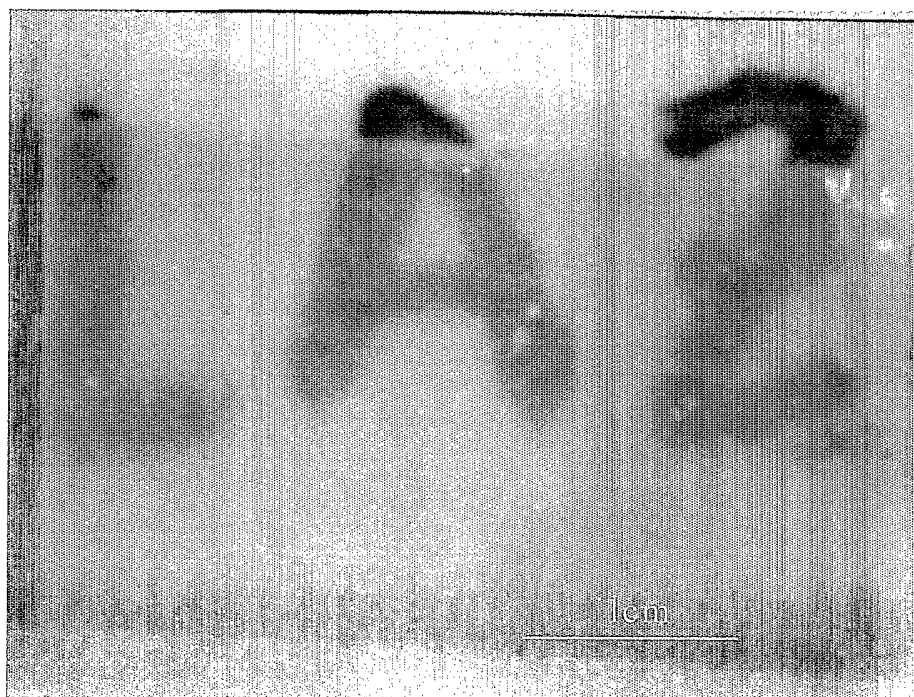


Fig. 4




Fig. 5

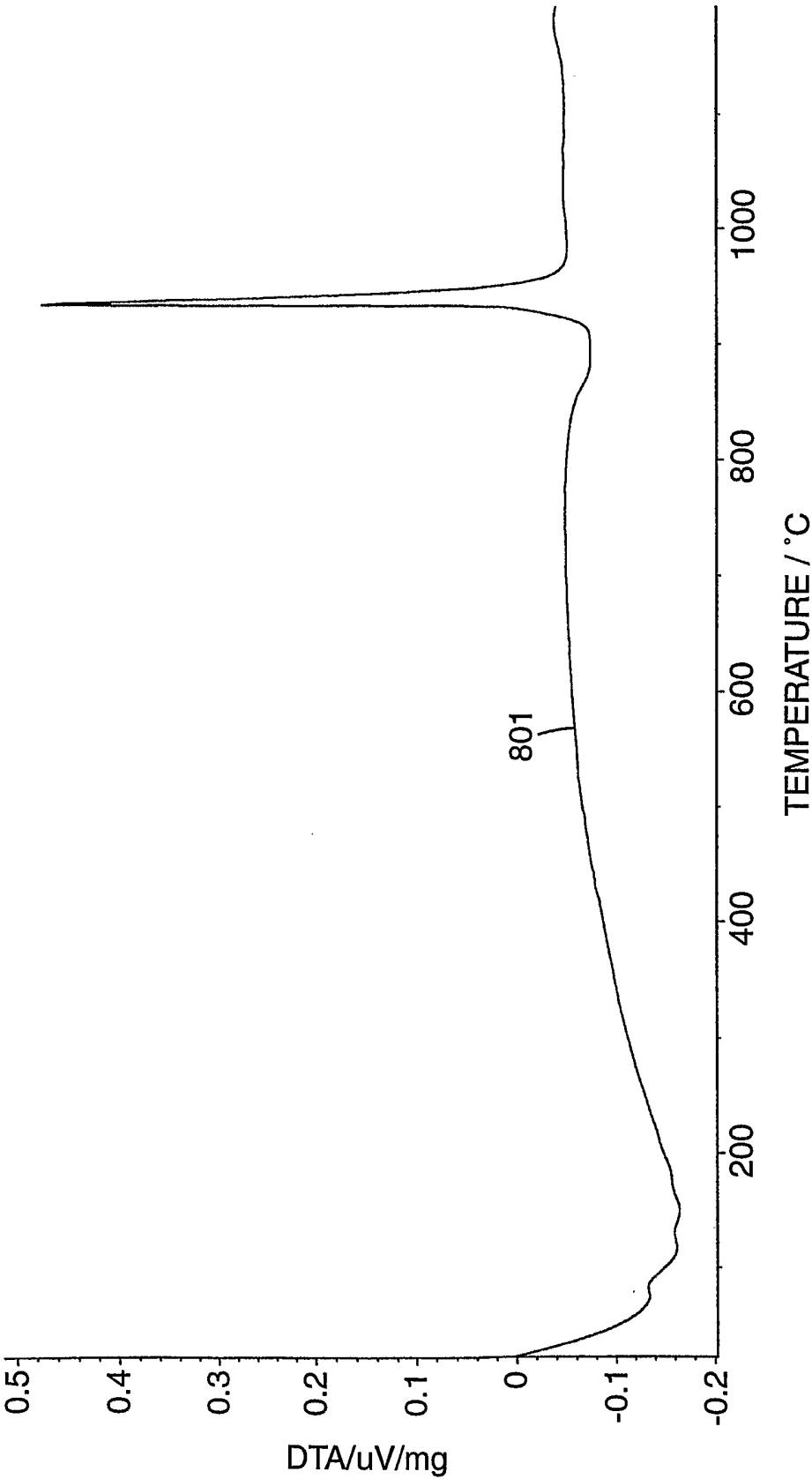


Fig. 6

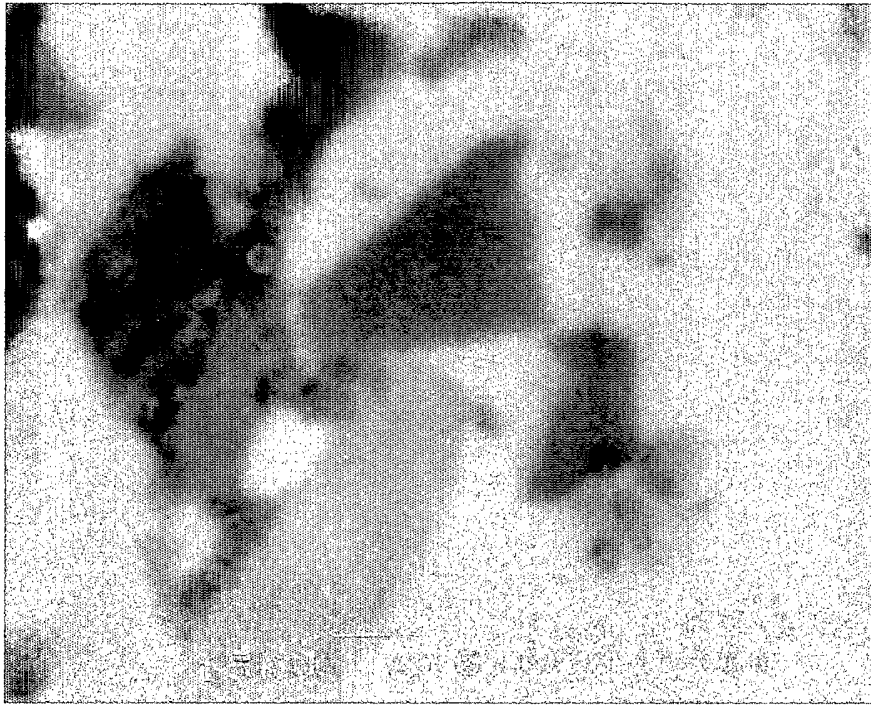


Fig. 7

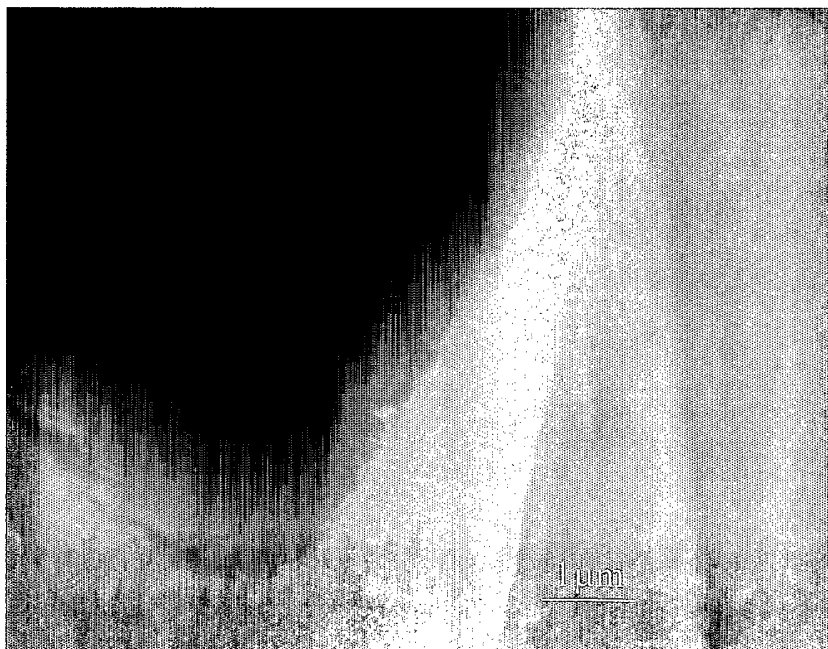
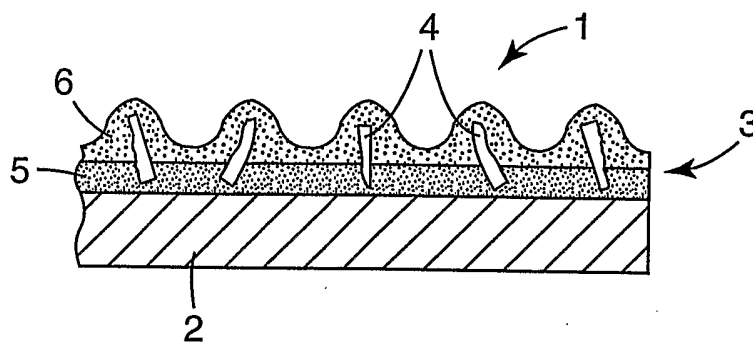
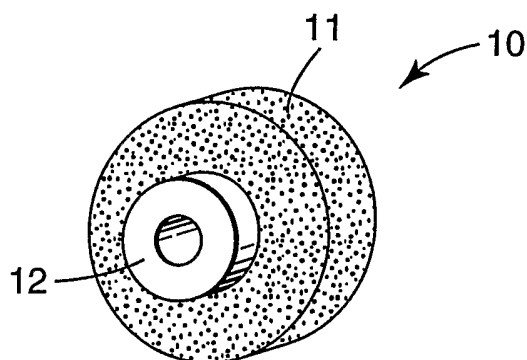
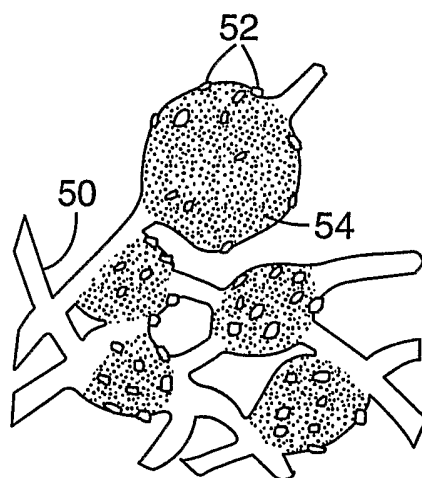


Fig. 8

6/6

**Fig. 9****Fig. 10****Fig. 11**

PATENT COOPERATION TREATY

PCT

DECLARATION OF NON-ESTABLISHMENT OF INTERNATIONAL SEARCH REPORT

(PCT Article 17(2)(a), Rules 13ter.1(c) and Rule 39)

Applicant's or agent's file reference 56400W0003	IMPORTANT DECLARATION	Date of mailing (day/month/year) 20/12/2002
International application No. PCT/US 02/24457	International filing date (day/month/year) 02/08/2002	(Earliest) Priority date (day/month/year) 02/08/2001
International Patent Classification (IPC) or both national classification and IPC C03C3/12, C03C10/02, C09K3/14		
Applicant 3M INNOVATIVE PROPERTIES COMPANY		


This International Searching Authority hereby declares, according to Article 17(2)(a), that **no international search report will be established** on the international application for the reasons indicated below

1. ☐ The subject matter of the international application relates to:
 - a. ☐ scientific theories.
 - b. ☐ mathematical theories
 - c. ☐ plant varieties.
 - d. ☐ animal varieties.
 - e. ☐ essentially biological processes for the production of plants and animals, other than microbiological processes and the products of such processes.
 - f. ☐ schemes, rules or methods of doing business.
 - g. ☐ schemes, rules or methods of performing purely mental acts.
 - h. ☐ schemes, rules or methods of playing games.
 - i. ☐ methods for treatment of the human body by surgery or therapy.
 - j. ☐ methods for treatment of the animal body by surgery or therapy.
 - k. ☐ diagnostic methods practised on the human or animal body.
 - l. ☐ mere presentations of information.
 - m. ☐ computer programs for which this International Searching Authority is not equipped to search prior art.
2. ☒ The failure of the following parts of the international application to comply with prescribed requirements prevents a meaningful search from being carried out:

☐ the description
☒ the claims
☐ the drawings
3. ☐ The failure of the nucleotide and/or amino acid sequence listing to comply with the standard provided for in Annex C of the Administrative Instructions prevents a meaningful search from being carried out:

☐ the written form has not been furnished or does not comply with the standard.
 ☐ the computer readable form has not been furnished or does not comply with the standard.
4. Further comments:

SEE FURTHER INFORMATION CONTINUED FORM PCT/ISA/203

Name and mailing address of the International Searching Authority  European Patent Office, P.B. 5818 Patentlaan 2 NL-2280 HV Rijswijk Tel. (+31-70) 340-2040, Tx. 31 651 epo nl, Fax: (+31-70) 340-3016	Authorized officer Alex Schmidt
--	---

FURTHER INFORMATION CONTINUED FROM PCT/ISA/ 203

In view of the large number and also the wording of the claims presently on file, which render it difficult, if not impossible, to determine the matter for which protection is sought, the present application fails to comply with the clarity and/or conciseness requirements of Article 6 PCT (see also Rule 6.1(a) PCT) to such an extent that a meaningful search is impossible. Consequently, no search report can be established for the present application.

The applicant's attention is drawn to the fact that claims relating to inventions in respect of which no international search report has been established need not be the subject of an international preliminary examination (Rule 66.1(e) PCT). The applicant is advised that the EPO policy when acting as an International Preliminary Examining Authority is normally not to carry out a preliminary examination on matter which has not been searched. This is the case irrespective of whether or not the claims are amended following receipt of the search report or during any Chapter II procedure. If the application proceeds into the regional phase before the EPO, the applicant is reminded that a search may be carried out during examination before the EPO (see EPO Guideline C-VI, 8.5), should the problems which led to the Article 17(2) declaration be overcome.