



US00D797284S

(12) **United States Design Patent**
Dunn

(10) **Patent No.:** **US D797,284 S**

(45) **Date of Patent:** **** Sep. 12, 2017**

(54) **SURGICAL FORCEPS**

Primary Examiner — Wan Laymon

(71) Applicant: **University of Massachusetts**, Boston, MA (US)

(74) *Attorney, Agent, or Firm* — McCarter & English, LLP; Thomas O. Hoover; George Blazeski

(72) Inventor: **Raymond Dunn**, Shrewsbury, MA (US)

(57) **CLAIM**

(73) Assignee: **University of Massachusetts**, Boston, MA (US)

The ornamental design for a surgical forceps, as shown and described.

(**) Term: **15 Years**

(21) Appl. No.: **29/589,246**

(22) Filed: **Dec. 29, 2016**

Related U.S. Application Data

(60) Continuation of application No. 29/567,509, filed on Jun. 9, 2016, now abandoned, which is a division of application No. 29/488,962, filed on Apr. 24, 2014, now Pat. No. Des. 762,302.

(51) **LOC (10) Cl.** **24-02**

(52) **U.S. Cl.**

USPC **D24/143**

(58) **Field of Classification Search**

USPC D24/143; D28/55; 606/205–207, 606/210–211, 148, 174

CPC ... A61B 17/28; A61B 17/2812; A61B 17/282; A61B 17/29; A61B 17/2909; A61B 17/30; A61B 2017/0042; A61B 2017/00429; A61B 2017/00424

See application file for complete search history.

(56) **References Cited**

U.S. PATENT DOCUMENTS

3,167,981 A	2/1965	Kern
4,634,165 A	1/1987	Russell et al.
4,753,235 A	6/1988	Hasson
4,938,214 A	7/1990	Specht et al.
4,955,887 A	9/1990	Zirm
5,254,131 A	10/1993	Razi
5,290,302 A	3/1994	Pericic

(Continued)

DESCRIPTION

FIG. 1 is a side view of a surgical forceps having a textured region to enhance grasping by the thumb and forefinger of the user in accordance with a first embodiment of the present invention.

FIG. 2 is a top view thereof, wherein the bottom view is the same as the top view;

FIG. 3 is front perspective view thereof;

FIG. 4 is a side view thereof, shown in an open position;

FIG. 5 is a side view thereof, shown in a closed position;

FIG. 6 is a side view of a second embodiment of a surgical forceps having a textured region to enhance grasping by the thumb and forefinger in accordance with the present invention, shown in an open position;

FIG. 7 is a side view thereof, shown in a closed position;

FIG. 8 is a top view thereof, wherein the bottom view is the same as the top view;

FIG. 9 is a back perspective view thereof;

FIG. 10 is a top view of an upper portion of a third embodiment of a surgical forceps of the present invention;

FIG. 11 is a side view thereof;

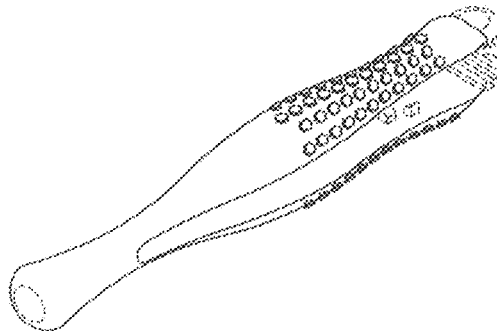
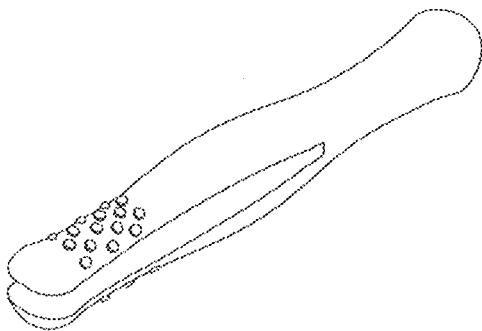
FIG. 12 is a side view of the upper portion and a lower portion of the contoured forceps of the third embodiment of the present invention, shown in an open position;

FIG. 13 is a side view thereof, shown in a closed position; and,

FIG. 14 is a top view thereof.

The broken lines showing in the figures are included for the purpose of illustrating portions of the surgical forceps and form no part of the claimed design.

1 Claim, 3 Drawing Sheets



(56)

References Cited

U.S. PATENT DOCUMENTS

D355,455	S	2/1995	Stolte
5,501,698	A	3/1996	Roth et al.
5,634,918	A	6/1997	Richards
6,364,891	B1	4/2002	Doble
6,855,156	B2	2/2005	Etter et al.
D504,176	S	4/2005	Vijfvinkel
7,208,004	B2	4/2007	Murdoch
8,585,735	B2	11/2013	Nallakrishnan
8,657,851	B2	2/2014	Aufaure et al.
8,974,480	B2	3/2015	Terao
2002/0016591	A1	2/2002	Levine et al.
2009/0030448	A1	1/2009	Andre
2010/0011541	A1	1/2010	Tillim
2012/0041457	A1	2/2012	De Vries et al.
2012/0116370	A1	5/2012	Tschida
2013/0085326	A1	4/2013	Scheller et al.
2014/0052116	A1	2/2014	Herzon
2014/0088639	A1	3/2014	Bartels et al.
2014/0121697	A1	5/2014	Scheller et al.
2014/0142603	A1	5/2014	Scheller et al.
2015/0305762	A1	10/2015	Dunn

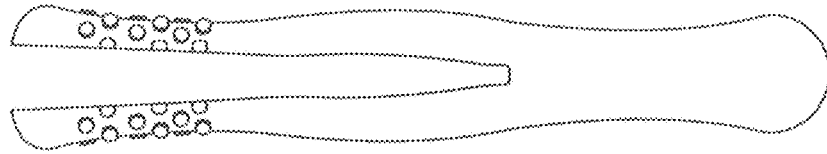


FIG. 1




FIG. 2

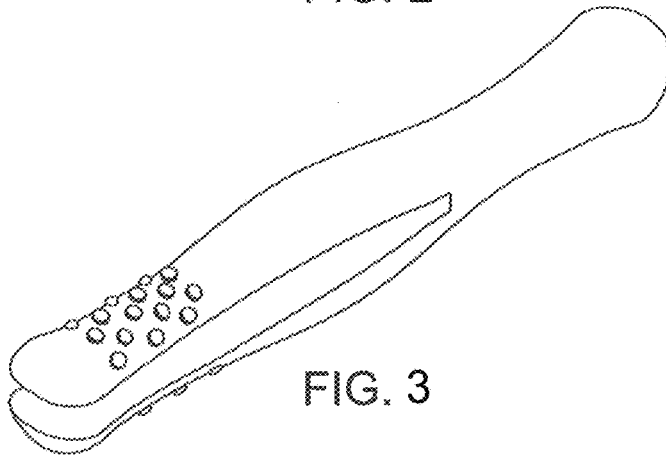


FIG. 3




FIG. 4




FIG. 5

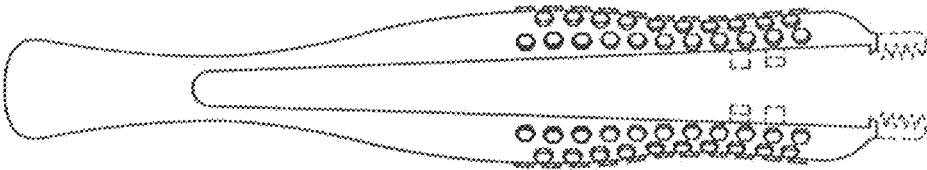


FIG. 6

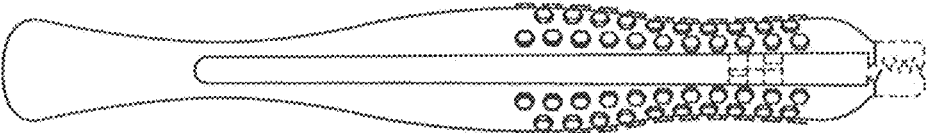


FIG. 7

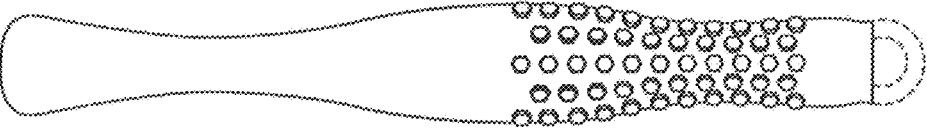


FIG. 8

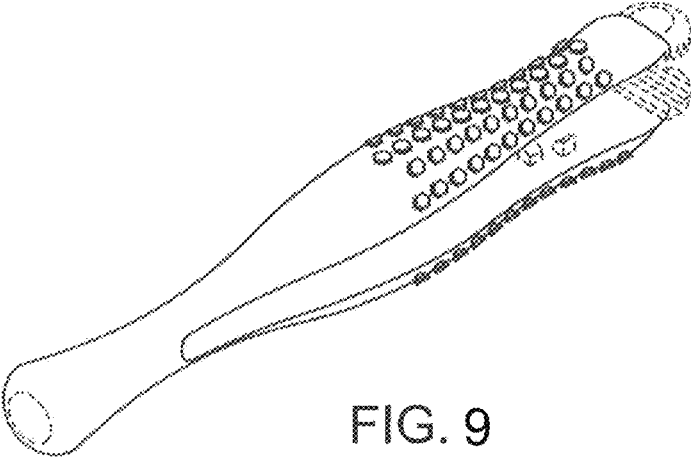


FIG. 9




FIG. 10



FIG. 11

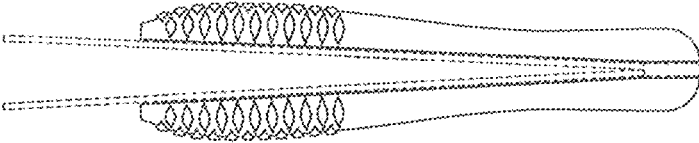


FIG. 12




FIG. 13



FIG. 14