



US00D492364S1

(12) **United States Design Patent**
Seelig et al.

(10) **Patent No.:** **US D492,364 S**
(45) **Date of Patent:** **** Jun. 29, 2004**

- (54) **GAMING DEVICE BASE**
- (75) Inventors: **Mac Seelig**, Absecon, NJ (US); **Jerald C. Seelig**, Absecon, NJ (US); **Eric H. Berju**, Cherry Hill, NJ (US); **Edward Leder**, Rushland, PA (US)
- (73) Assignees: **Atlantic City Coin & Slot Service Company, Inc.**, Pleasantville, NJ (US); **TC Millwork, Inc.**, Bensalem, PA (US)
- (**) Term: **14 Years**

6,146,274	A	11/2000	Salour et al.	
6,190,254	B1	* 2/2001	Bennett	463/20
6,254,206	B1	7/2001	Petrick et al.	
D451,149	S	11/2001	Seelig et al.	
6,334,612	B1	* 1/2002	Wurz et al.	463/20
6,409,589	B1	6/2002	Laconico, Jr. et al.	
6,439,993	B1	* 8/2002	OaHalloran	463/16
D463,830	S	10/2002	Seelig et al.	
D472,939	S	4/2003	Philpott	
D473,899	S	4/2003	Munoz et al.	
6,589,114	B2	* 7/2003	Rose	463/20
6,637,844	B1	10/2003	Luciano, Jr. et al.	
6,638,166	B2	10/2003	Hedrick et al.	

- (21) Appl. No.: **29/167,402**
- (22) Filed: **Sep. 13, 2002**
- (51) **LOC (7) Cl.** **21-03**
- (52) **U.S. Cl.** **D21/370; D21/385**
- (58) **Field of Search** D21/325, 329, D21/369-371, 374, 385; 273/138.1; 463/16-17, 20, 46-47

FOREIGN PATENT DOCUMENTS

GB	2117546	A	12/1982
JP	6178863		6/1994

* cited by examiner

Primary Examiner—Sandra L. Morris
(74) *Attorney, Agent, or Firm*—Randall S. Jackson, Jr.; Ian F. Burns & Associates

(56) **References Cited**

U.S. PATENT DOCUMENTS

4,518,664	A	5/1985	Whittlesey et al.	
4,614,342	A	9/1986	Takashima	
4,808,234	A	* 2/1989	McKay et al.	134/21
5,044,483	A	9/1991	Stefan	
5,102,129	A	4/1992	Roberts	
5,276,524	A	1/1994	Inoue et al.	
5,342,049	A	8/1994	Wichinsky et al.	
D354,637	S	1/1995	Jarrett	
5,813,914	A	9/1998	McKay et al.	
D399,889	S	10/1998	Ward	
5,826,882	A	10/1998	Ward	
5,876,285	A	3/1999	Solour et al.	
D409,857	S	5/1999	Ward	
D413,635	S	9/1999	Taylor	
6,042,115	A	3/2000	Ward	
6,116,597	A	9/2000	Rowe et al.	
6,117,010	A	* 9/2000	Canterbury et al.	463/20

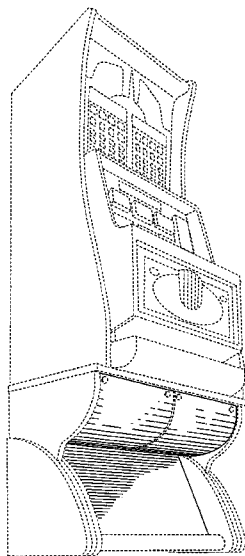
(57) **CLAIM**

The ornamental design for a gaming device base, as shown and described.

DESCRIPTION

FIG. 1 is a perspective view of the gaming device base. FIG. 2 is a front elevational view of the gaming device. FIG. 3 is a bottom view of the gaming device. FIG. 4 is a perspective view of a second embodiment of the gaming device base with a plurality of gaming devices. FIG. 5 is a front elevational view of the gaming device in use with a plurality of gaming devices; and, FIG. 6 is a bottom view of the gaming device in use with a plurality of gaming devices. Broken lines illustrate features or environmental components that are not part of the design sought to be patented.

1 Claim, 6 Drawing Sheets



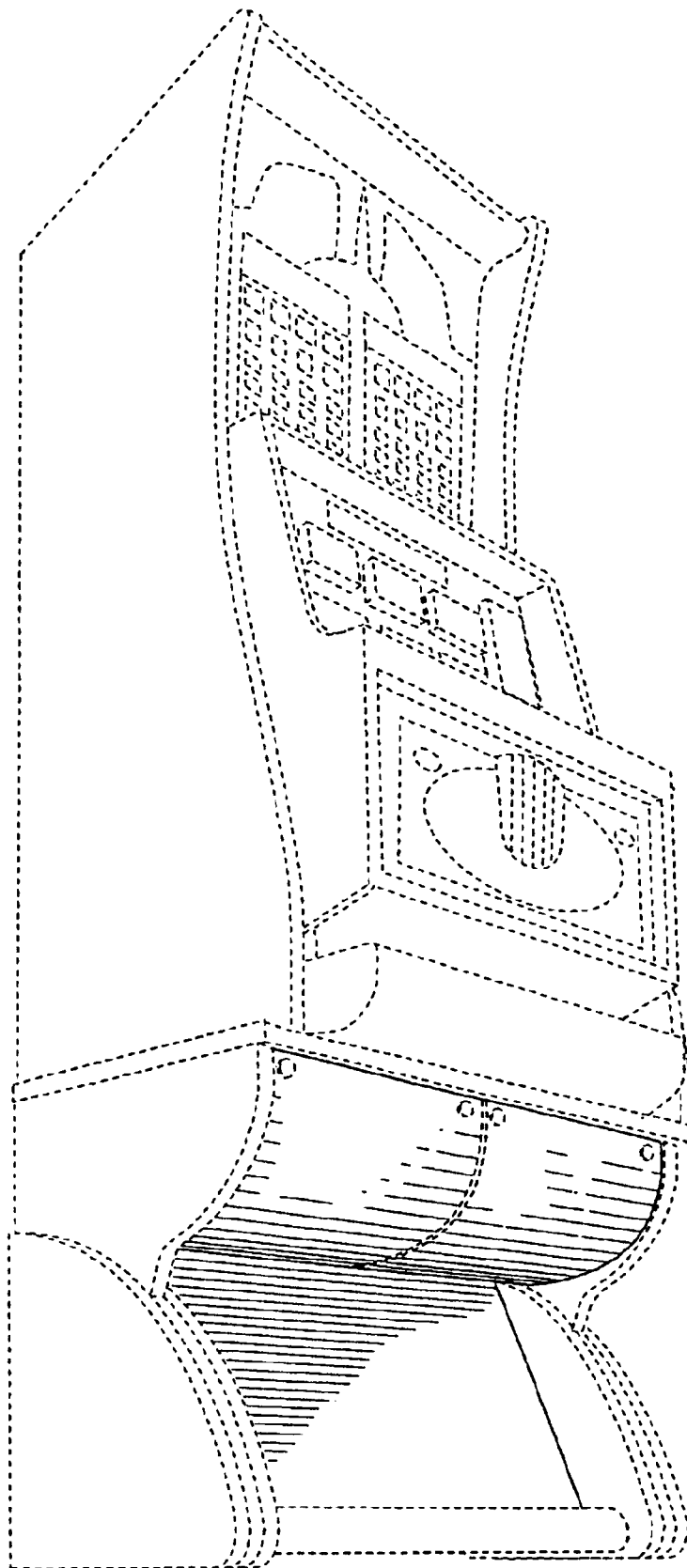


FIG. 1.

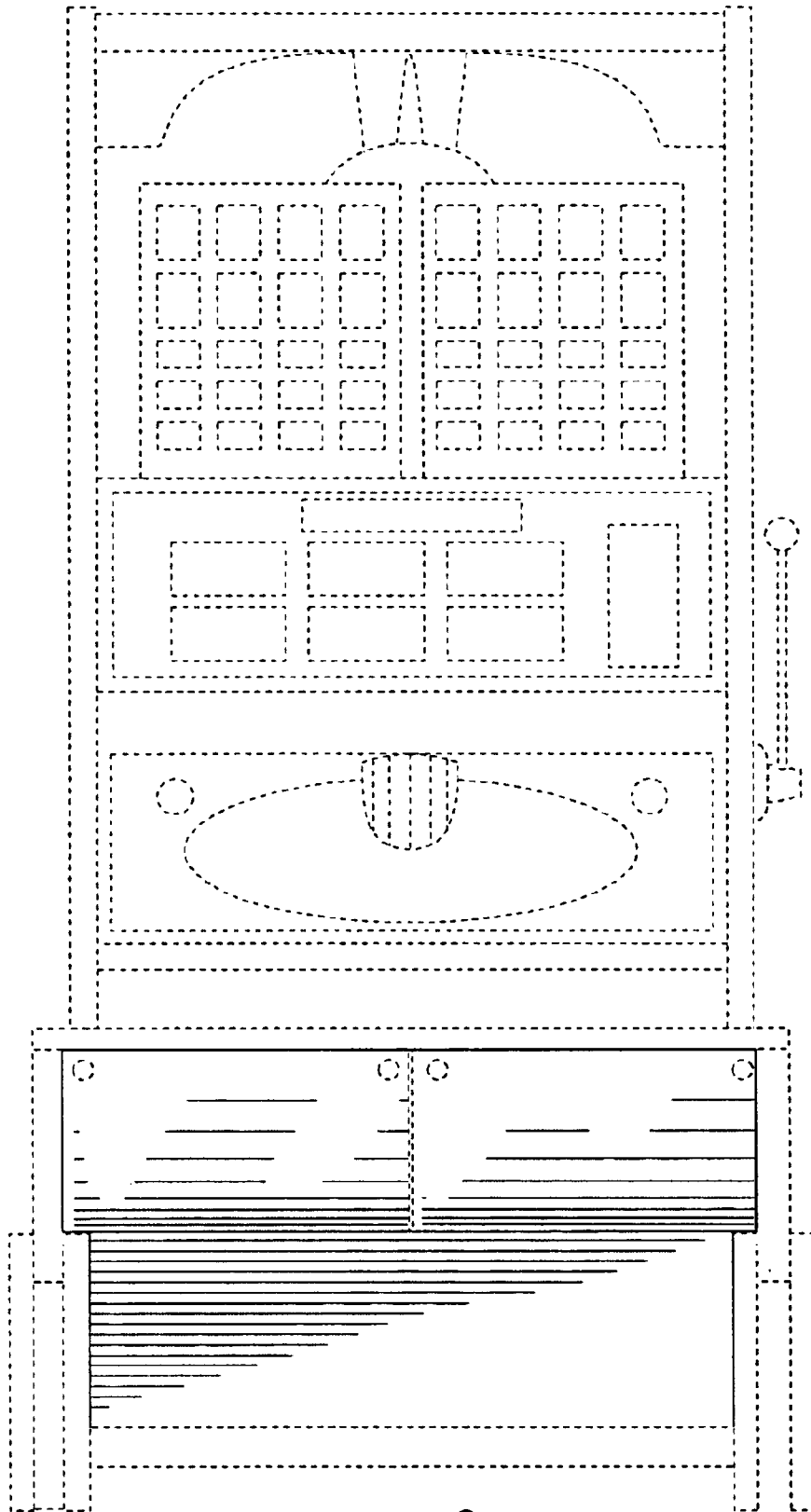


FIG. 2.




FIG. 3.

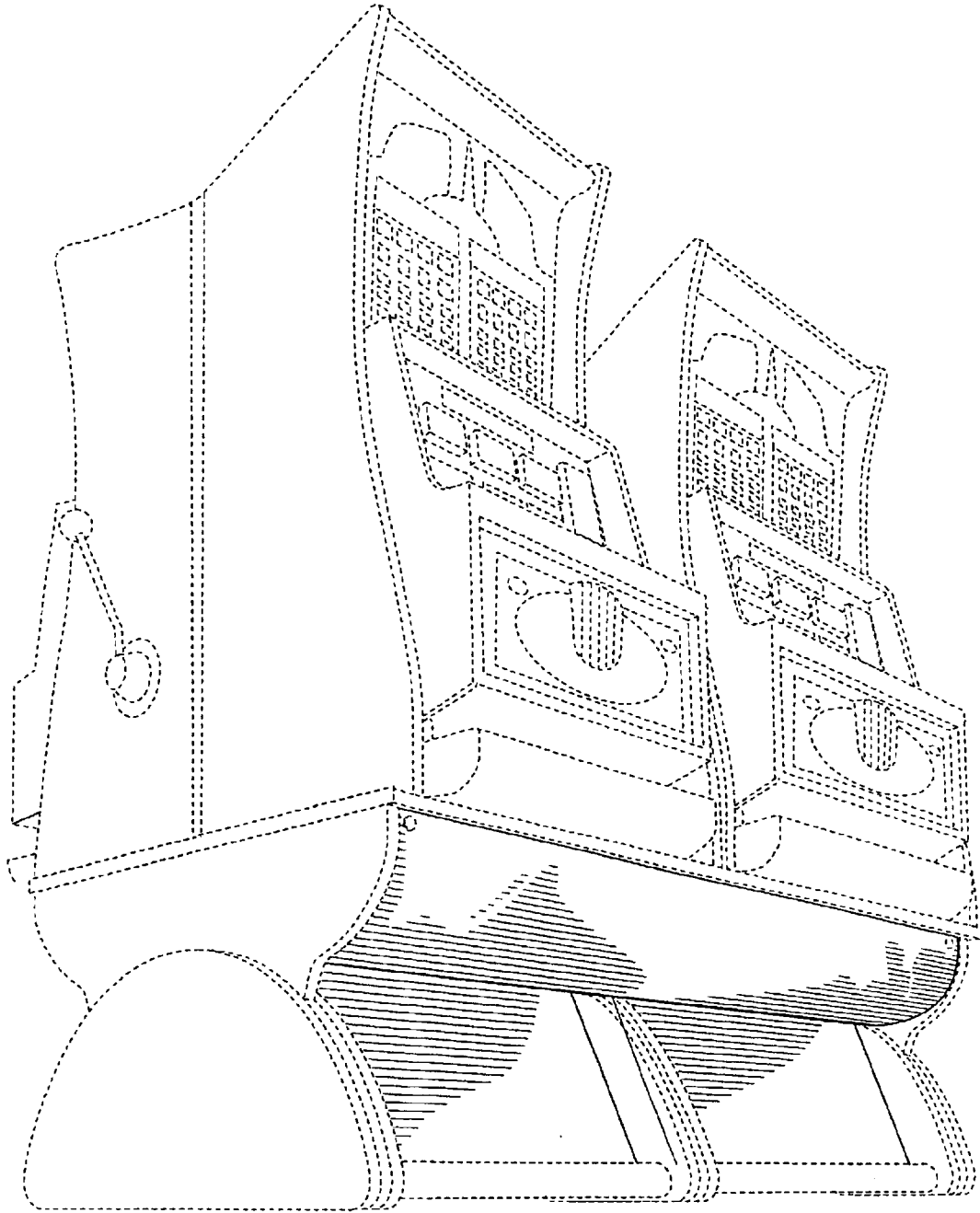


FIG. 4.

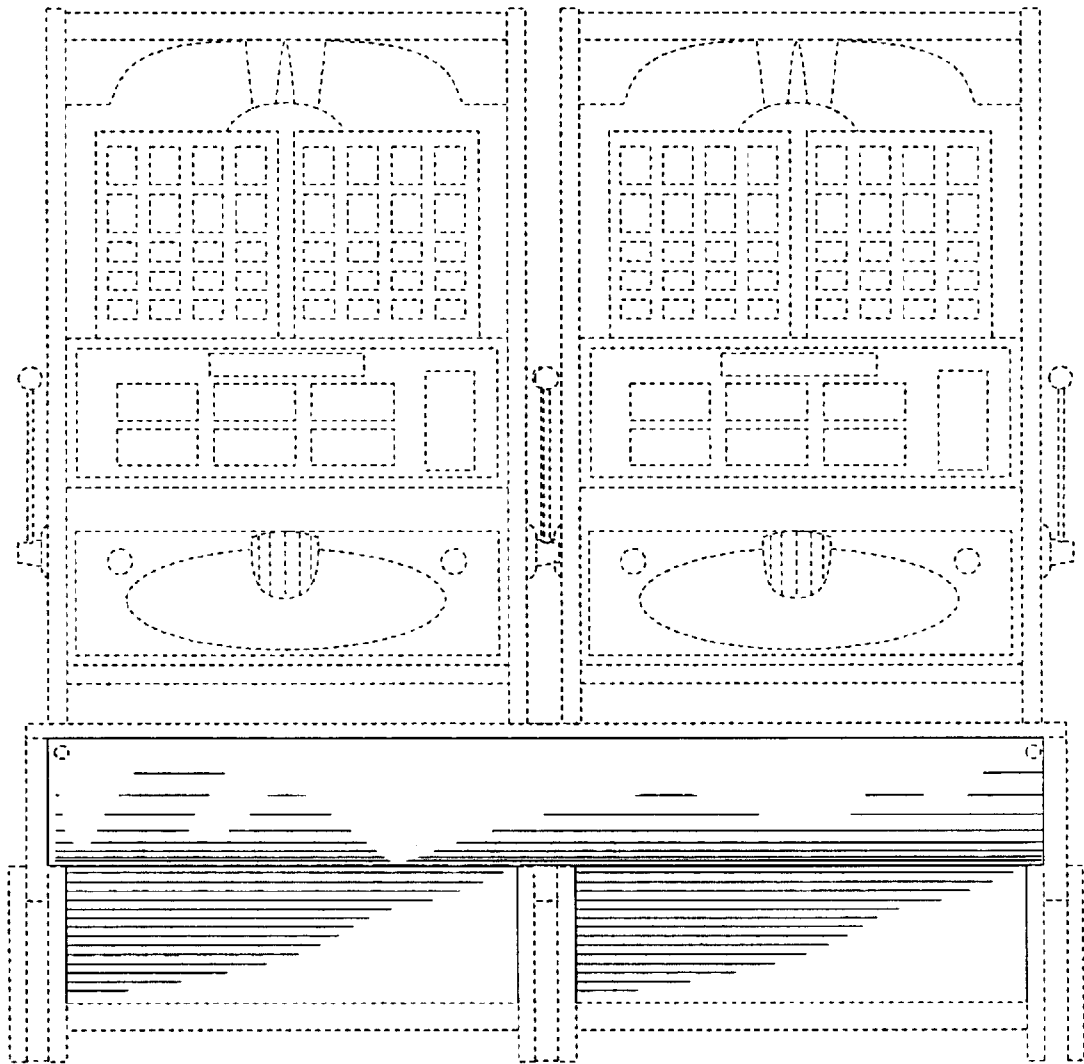


FIG. 5.




FIG. 6.