

[54] **SANITARY COVER SET FOR TELEPHONE
TRANSCOVER HANDSET**

[76] **Inventor: Gil Espinosa, 13641 E. Bailey,
Whittier, Calif. 90650**

[**] **Term: 14 Years**

[21] **Appl. No.: 804,117**

[22] **Filed: Dec. 3, 1985**

[52] **U.S. Cl. D14/59; 379/439**

[58] **Field of Search D14/53, 63, 64, 59;
379/452, 439; 446/142, 140, 141**

[56] **References Cited**

U.S. PATENT DOCUMENTS

D. 82,068	9/1930	Vassos	D14/63
D. 151,614	11/1948	Dreyfuss	D14/63
D. 174,098	2/1955	Robinson et al.	D14/63
D. 214,322	6/1969	Velasquez	D14/59
D. 230,158	6/1974	Genaro	D14/63
D. 283,128	3/1986	Bate	D14/59
2,520,416	8/1950	Lewis	379/439
3,040,138	6/1962	Cobb	379/439 X

3,049,597	8/1962	Koop	379/439 X
3,238,313	3/1966	Kalogris	379/452
4,570,038	2/1986	Tinelli	379/452

Primary Examiner—Wallace R. Burke
Assistant Examiner—Horace B. Fay
Attorney, Agent, or Firm—Boniard I. Brown

[57] **CLAIM**

The ornamental design for a sanitary cover set for telephone transcover handset, as shown and described.

DESCRIPTION

FIG. 1 is a left side and front perspective view of a sanitary cover set for telephone transceiver handset showing my new design;

FIG. 2 is a right side and rear is a right side and rear perspective view thereof;

FIG. 3 is a right side elevational view thereof, the side opposite being a mirror image; and

FIGS. 4 and 5 are respectively front and rear elevational views thereof.

The broken line showing of transceiver handle is for illustrative purposes only and forms no part of the claimed design.

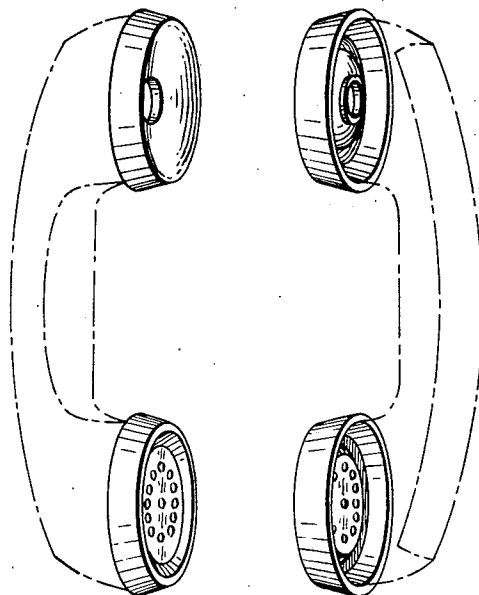


FIG. 1

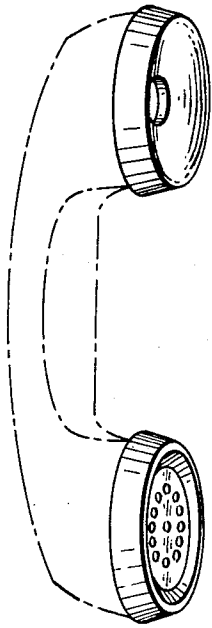


FIG. 2

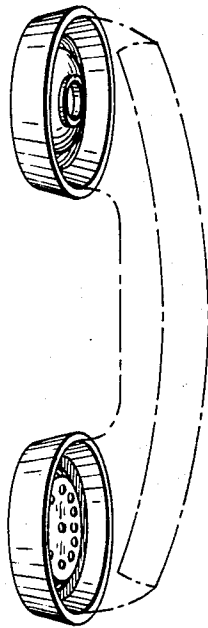


FIG. 3




FIG. 4

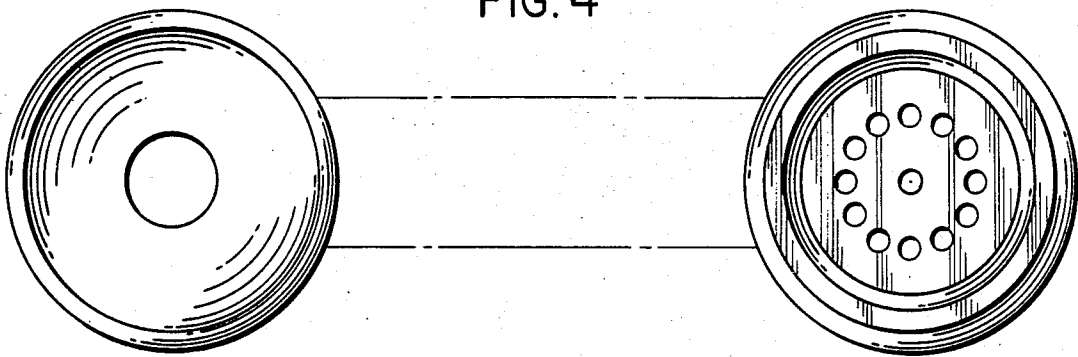


FIG. 5

