



US00D576275S

(12) **United States Design Patent**  
**White et al.**

(10) **Patent No.:** **US D576,275 S**  
(45) **Date of Patent:** **\*\* Sep. 2, 2008**

(54) **MEDICAL/DENTAL SUCTION NOZZLE  
HOLSTER HAVING NOTCHES**

(75) Inventors: **Lynn R. White**, Denver, CO (US);  
**Jeffrey T. Samson**, Boulder, CO (US);  
**James B. Osburn**, Lafayette, CO (US)

(73) Assignee: **Patient Shield Concepts, LLC**, Denver,  
CO (US)

(\*\*) Term: **14 Years**

(21) Appl. No.: **29/295,331**

(22) Filed: **Sep. 26, 2007**

**Related U.S. Application Data**

(63) Continuation of application No. 11/556,906, filed on  
Nov. 6, 2006.

(51) **LOC (8) Cl.** ..... **24-02**

(52) **U.S. Cl.** ..... **D24/128**

(58) **Field of Classification Search** ..... D3/228,  
D3/304, 315; D6/524, 534; D11/146; D19/85;  
24/5; 248/309.1, 314; 312/209; 433/77,  
433/78, 91, 116; 604/263; D24/128  
See application file for complete search history.

(56) **References Cited**

**U.S. PATENT DOCUMENTS**

1,096,180 A	5/1914	Meurling
2,014,241 A	9/1935	Ness
4,880,413 A	11/1989	Giuffre et al.
5,224,679 A	7/1993	Code
D381,847 S	8/1997	Shingles
5,752,286 A	5/1998	Wright
5,806,822 A	9/1998	Schulz

5,915,963 A	6/1999	Homra	
5,927,974 A	7/1999	Homra	
D415,917 S	11/1999	Salazar et al.	
6,077,074 A	6/2000	Homra	
6,367,110 B1	4/2002	Urueta et al.	
D463,698 S	10/2002	Phillips et al.	
D500,703 S	1/2005	Giampavolo	
D501,886 S	2/2005	Chen et al.	
D533,343 S *	12/2006	Gringer	D3/228
D541,933 S *	5/2007	White et al.	D24/128
2006/0032769 A1	2/2006	Erickson et al.	
2006/0192064 A1	8/2006	White et al.	

\* cited by examiner

*Primary Examiner*—Louis S Zarfaz

*Assistant Examiner*—Eric L Goodman

(74) *Attorney, Agent, or Firm*—Dorr, Carson & Birney, P.C.

(57) **CLAIM**

The ornamental design for a medical/dental suction nozzle holster having notches, as shown and described.

**DESCRIPTION**

FIG. 1 is a perspective front view of a medical/dental suction nozzle holster having notches showing our new design.

FIG. 2 is a perspective rear view of a medical/dental suction nozzle holster having notches showing our new design.

FIG. 3 is a front elevational view thereof.

FIG. 4 is a right side elevational view thereof.

FIG. 5 is a left side elevational view thereof.

FIG. 6 is a rear elevational view thereof.

FIG. 7 is a top plan view thereof; and,

FIG. 8 is a bottom plan view thereof.

**1 Claim, 4 Drawing Sheets**

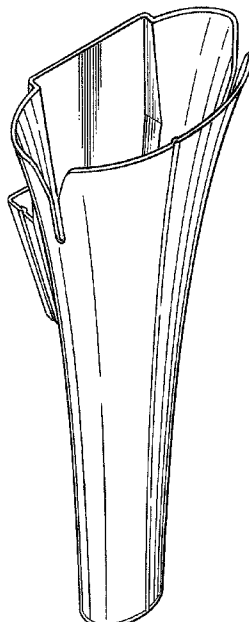


Fig. 1

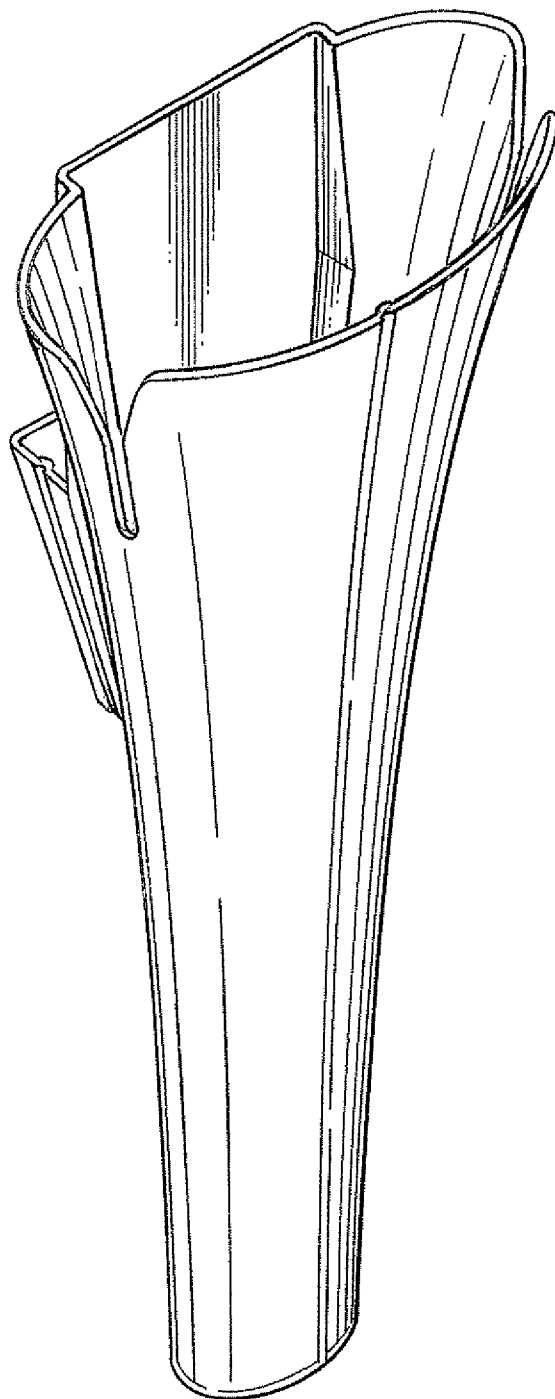


Fig. 2

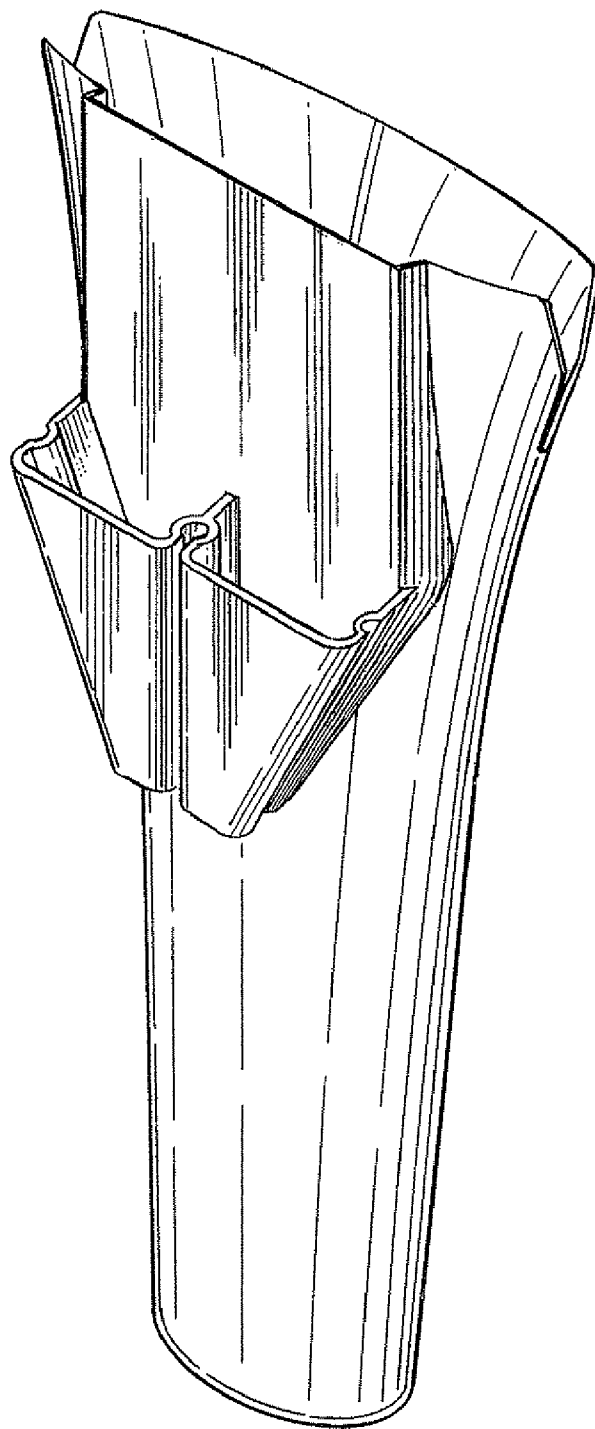


Fig. 4

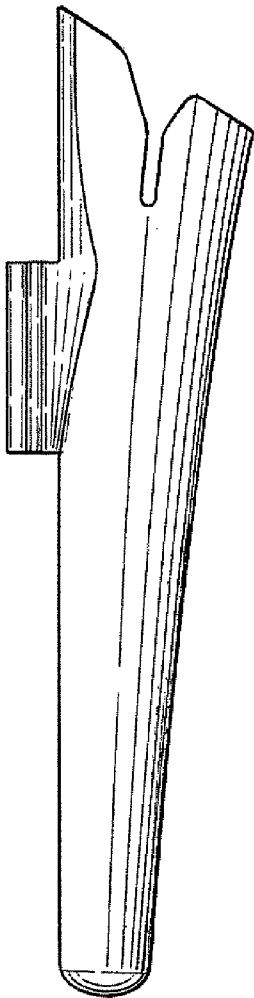


Fig. 3

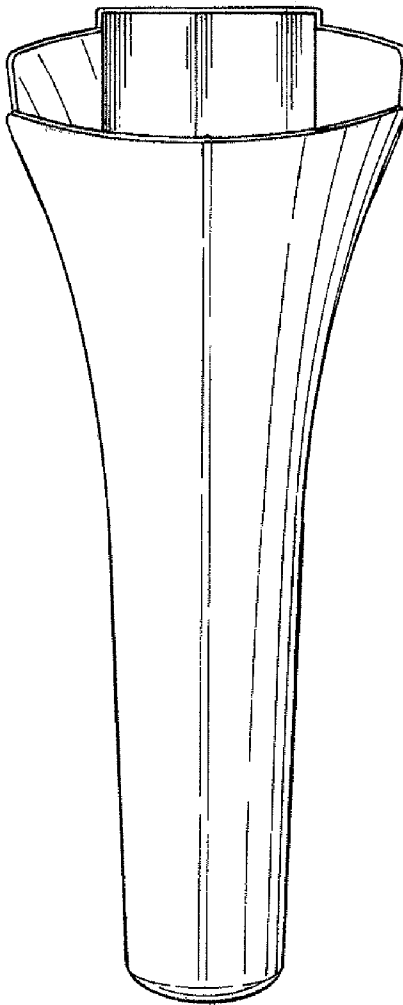
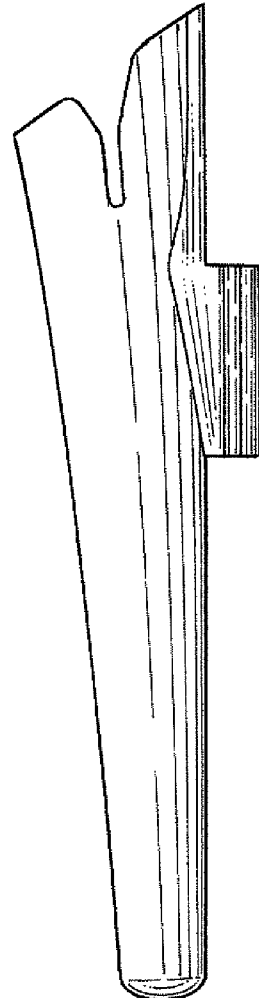


Fig. 5






Fig. 7

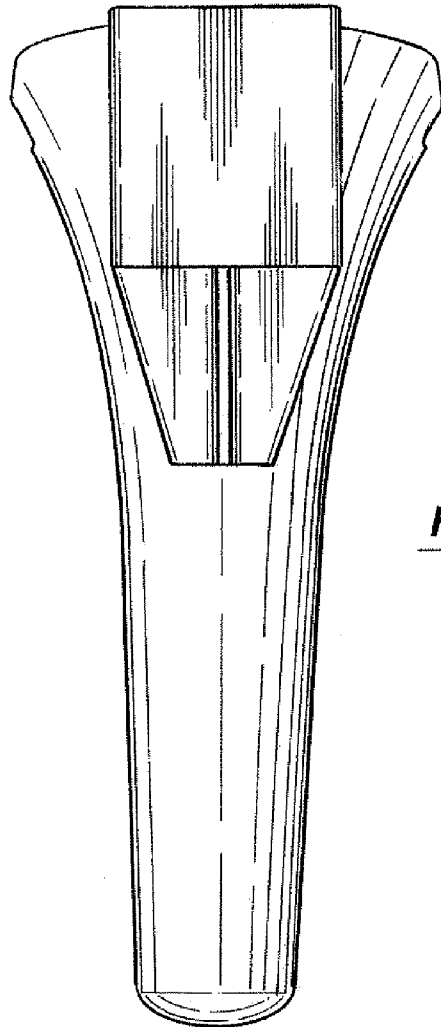


Fig. 6




Fig. 8