



(11) **EP 2 896 626 A1**

(12) **EUROPEAN PATENT APPLICATION**

(43) Date of publication:
22.07.2015 Bulletin 2015/30

(51) Int Cl.:
C07D 513/04 ^(2006.01) **A61K 31/4745** ^(2006.01)
A61K 31/5377 ^(2006.01) **A61P 9/10** ^(2006.01)

(21) Application number: **14185672.4**

(22) Date of filing: **18.06.2009**

(84) Designated Contracting States:
AT BE BG CH CY CZ DE DK EE ES FI FR GB GR HR HU IE IS IT LI LT LU LV MC MK MT NL NO PL PT RO SE SI SK TR

(30) Priority: **19.06.2008 US 73857 P**

(62) Document number(s) of the earlier application(s) in accordance with Art. 76 EPC:
09767711.6 / 2 303 895

(71) Applicants:
• **Pellicciari, Roberto**
06123 Perugia (IT)
• **Moroni, Flavio**
50125 Firenze (IT)

(72) Inventors:
• **Pellicciari, Roberto**
06123 Perugia (IT)
• **Moroni, Flavio**
50125 Firenze (IT)
• **Gilbert, Adam M**
Congers, NY New York 10920 (US)

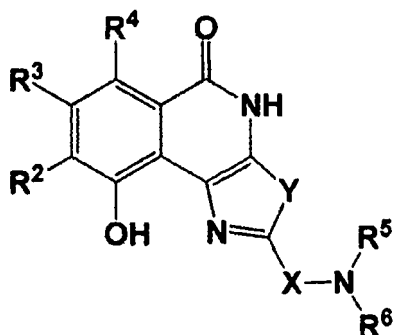
(74) Representative: **Mintz Levin Cohn Ferris Glovsky and Popeo LLP**
Alder Castle
10 Noble Street
London EC2V 7JX (GB)

Remarks:

This application was filed on 19-09-2014 as a divisional application to the application mentioned under INID code 62.

(54) **Thiazolyl- and oxazolyl-isoquinolinones and methods for using them**

(57) The present invention relates to substituted thiazolyl- and oxazolyl-isoquinolinones that act, for example, as modulators of poly(ADP-ribose) polymerase (PARP). The present invention also relates to processes for the preparation of substituted thiazolyl- and oxazolyl-isoquinolinones and to their use in treating various diseases and disorders.



Formula III

Description**FIELD**

5 [0001] The present invention relates to substituted thiazolyl- and oxazolyl-isoquinolinones that act, for example, as modulators of poly(ADP-ribose) polymerase (PARP). The present invention also relates to processes for the preparation of substituted thiazolyl and oxazolyl-isoquinolinones and to their use in treating various diseases and disorders.

BACKGROUND

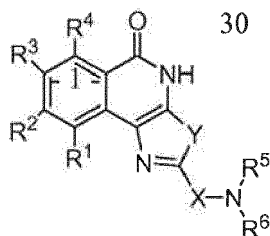
10 [0002] The poly (ADP-ribose) polymerase (PARP) family of enzymes catalyzes the post-translational modification of several nuclear proteins in response to DNA damage. PARP activation is involved in the ability of cells to repair injured DNA, yet also plays a role in the pathogenesis of various cardiovascular and inflammatory diseases. The family of PARP enzymes contains at least 5 members, termed PARP-1, PARP-2, PARP-3, tankyrase, and VPARP.

15 [0003] Because of PARP's role in DNA repair, and the pathogenesis of various cardiovascular and inflammatory diseases, a number of PARP inhibitors are being currently developed clinically or are already in clinical trials for the treatment of various diseases and conditions, including chronic and acute neurological and cardiovascular conditions and cancers. (Pharmacological Research Vol: 52 Issue: 1, July, 2005 pp: 109-118). A need exists for potent compounds that can inhibit PARP activity. The present invention addresses this and other needs.

SUMMARY

20 [0004] The present invention is directed to certain substituted thiazolyl- and oxazolyl-isoquinolinones and to their use, for example, in medical treatment. In one aspect, the invention relates to substituted thiazolyl- and oxazolyl- isoquinolinones that act as modulators of PARP. The compounds can be used as PARP inhibitors to, for example, inhibit neuronal cell death in a subject. The compounds can be used, for example, to treat disease and disorders including damage due to ischemia and reperfusion, degenerative diseases, inflammation, including multiple inflammatory disease, tumor diseases, including cancer, and cardiovascular dysfunction, including myocardial infarction and atherosclerosis.

25 [0005] In certain aspects, the present invention is directed to compounds of Formula I:



40 Formula I

wherein:

45 X is C₁-C₉ alkylene, C₂-C₉ alkenylene, or C₂-C₉ alkynylene;
 Y is O or S;
 R¹, R², R³, and R⁴ are independently selected from hydrogen, C₁-C₆ alkyl, halogen, hydroxy, NH₂, CN, C₁-C₆ perfluoroalkyl, CO₂H, OR⁷, COOR⁷, or NHR⁷;
 50 R⁵ and R⁶ are each, independently, hydrogen, C₁-C₆ alkyl, C₂-C₄ alkenyl, C₃-C₇ cycloalkyl, phenyl, or benzyl, wherein the alkyl, alkenyl and rings of the cycloalkyl, phenyl and benzyl groups are optionally substituted with one or more groups (e.g. 1 to 3, 1 to 2 or 1) independently selected from hydroxy, C₁-C₄ alkoxy, -CO₂H, C₁-C₆ alkoxy-carbonyl, NH₂, C₁-C₆ mono- or dialkylamino, or halogen; or
 R⁵ and R⁶ together with the nitrogen to which they are attached form a saturated, partially unsaturated, or unsaturated
 55 3 to 12 membered monocyclic or bicyclic heterocyclic ring optionally comprising from one to three additional ring heteroatoms independently selected from N, O, or S, the remainder of the ring atoms being carbon atoms;
 R⁷ is C₁-C₆ alkyl, C₂-C₆ alkenyl, or C₃-C₇ cycloalkyl wherein the alkyl, alkenyl, and rings of the cycloalkyl are optionally substituted with one or more groups (e.g. 1 to 3, 1 to 2 or 1) independently selected from hydroxy, C₁-C₄

alkoxy, $-\text{CO}_2\text{H}$, $\text{C}_1\text{-C}_6$ alkoxy carbonyl, NH_2 , $\text{C}_1\text{-C}_6$ mono- or dialkylamino, or halogen; or a pharmaceutically acceptable salt form thereof.

[0006] In other embodiments, the invention relates to compositions comprising at least one compound of the present invention and at least one pharmaceutically acceptable carrier.

[0007] In yet other embodiments, the invention is directed to methods for treating a patient having tissue damage due to ischemia and/or reperfusion; methods for treating diseases associated with tissue damage due to ischemia and/or reperfusion, including, for example, stroke, cerebral or spinal trauma, epileptic events, cerebral damage due to cardiac arrest and/or conditions arising from situations of prolonged hypotension, respiratory arrest, carbon monoxide or cyanide poisoning, drowning, or hydrocephalus; methods for treating degenerative diseases of the central nervous system, including, for example, Parkinson's disease, Alzheimer's dementia, Huntington's chorea, amyotrophic lateral sclerosis, macular degeneration and retinal ischemia; methods for treating degenerative diseases of the muscles, including, for example, muscular dystrophy; methods for treating degenerative diseases of the bones, including, for example, osteoporosis; methods for treating degenerative diseases of the vascular system, including, for example, atherosclerosis, diabetes, and diseases of the immune system present during senescence; methods for treating inflammatory diseases, including, for example, multiple sclerosis and other demyelinating diseases, Guillain-Barre syndrome, neuralgias of the trigeminal and/or other cranial nerves, peripheral neuropathies and other chronic pain, osteoarthritis, inflammatory diseases of the intestine including, for example, Crohn's disease, ulcerative colitis, and other forms of colitis; and methods for the treatment of various forms of cancer including, for example, leukemia, sarcoma primary or associated with AIDS, breast cancer, refractory solid tumors, lymphoid malignancies, brain tumors, and p53 deficient tumors.

DETAILED DESCRIPTION

[0008] The present invention is directed to, *inter alia*, substituted thiazolyl- and oxazolyl-isoquinolinones and to their use as modulators of PARP. The compounds can be used to inhibit PARP. The compounds can also be used in medical treatment to treat various disease and disorders, including those associated with neuronal cell death.

[0009] The following definitions are provided for the full understanding of terms used herein.

[0010] The term "alkyl," as used herein, whether used alone or as part of another group, refers to an aliphatic hydrocarbon chain having 1 to 12 carbon atoms, preferably 1 to 8 carbon atoms, more preferably 1 to 6 carbon atoms, and more preferably 1 to 4 or 1 to 3 carbon atoms. The term "alkyl" includes straight and branched chains. Examples of alkyl groups include methyl, ethyl, n-propyl, isopropyl, n-butyl, isobutyl, sec-butyl, t-butyl, n-pentyl, isopentyl, neo-pentyl, n-hexyl, and isohexyl groups.

[0011] As used herein, the term "alkylene" refers to a bivalent alkyl radical having the general formula $-(\text{CH}_2)_n-$, where n is 1 to 10, and all combinations and subcombinations of ranges therein. The alkylene group may be straight, branched or cyclic. Non-limiting examples include methylene, methylene ($-\text{CH}_2-$), ethylene ($-\text{CH}_2\text{CH}_2-$), propylene ($-(\text{CH}_2)_3-$), trimethylene, pentamethylene, and hexamethylene. Preferred alkylene groups have from 1 to about 3 carbons.

[0012] The term "perfluoroalkyl," as used herein, refers to a straight or branched aliphatic hydrocarbon chain of 1 to 8 carbon atoms and preferably 1 to 3 carbon atoms, in which all hydrogens are replaced with fluorine e.g. CF_3 .

[0013] The term "alkenyl," as used herein, refers to an aliphatic straight or branched hydrocarbon chain having 2 to 12 carbon atoms that contains 1 to 3 double bonds. Examples of alkenyl groups include, but are not limited to, vinyl, prop-1-enyl, allyl, but-1-enyl, but-2-enyl, but-3-enyl, 3,3-dimethylbut-1-enyl, or 2-methylvinyl.

[0014] As used herein, the term "alkenylene" refers to an alkylene group containing at least one carbon-carbon double bond. Exemplary alkenylene groups include, for example, ethenylene ($-\text{CH}=\text{CH}-$) and propenylene ($-\text{CH}=\text{CHCH}_2-$). Preferred alkenylene groups have from 2 to about 3 carbons.

[0015] The term "alkynyl," as used herein, refers to an aliphatic straight or branched hydrocarbon chain having 2 to 9 carbon atoms that contains 1 to 3 triple bonds.

[0016] As used herein, the term "alkynylene" refers to an alkylene group containing at least one carbon-carbon triple bond. Exemplary alkynylene groups include, for example, acetylene ($-\text{C}\equiv\text{C}-$), propargyl ($-\text{CH}_2\text{C}\equiv\text{C}-$), and 4-pentynyl ($-\text{CH}_2\text{CH}_2\text{CH}_2\text{C}\equiv\text{CH}-$). Preferred alkynylene groups have from 2 to about 3 carbons.

[0017] The term "heterocyclic ring," as used herein, refers to a 3 to 12 membered, and more preferably 5 to 7 membered, saturated, partially unsaturated, or unsaturated monocyclic or bicyclic ring system which contains carbon ring atoms and from 1 to 4 ring heteroatoms independently selected from nitrogen, oxygen, or sulfur. The nitrogen and sulfur heteroatoms may optionally be oxidized. Heterocyclic rings include, for example, 3 to 12 membered saturated monocyclic rings such as piperidine, morpholine, pyrrolidine, homopiperidine, aziridine, and azetidine.

[0018] The term "cyano," as used herein, refers to the group $-\text{CN}$.

[0019] The term "amino," as used herein, refers to the group $-\text{NH}_2$.

[0020] The terms "halogen" or "halo," as used herein, refer to chlorine, bromine, fluorine or iodine.

[0021] The compounds of the present invention can also be solvated, especially hydrated. Hydration can occur, for

example, during manufacturing of the compounds or compositions comprising the compounds, or the hydration can occur, for example, over time due to the hygroscopic nature of the compounds. The skilled artisan will understand that the phrase "compound of Formula I," as used herein, is meant to include solvated compounds of Formula I.

5 [0022] The term "therapeutically effective amount," as used herein, refers to the amount of a compound of the present invention that, when administered to a patient, is effective to at least partially treat a condition from which the patient is suffering or is suspected to suffer.

10 [0023] The term "pharmaceutically acceptable excipient" means an excipient that is useful in preparing a pharmaceutical composition that is generally safe, non-toxic, and desirable, and includes excipients that are acceptable for veterinary use as well as for human pharmaceutical use. Such excipients can be solid, liquid, semisolid, or, in the case of an aerosol composition, gaseous.

15 [0024] "Pharmaceutically acceptable salts" refers to salts that are pharmaceutically acceptable and have the desired pharmacological properties. Such salts include, for example, salts that can be formed where acidic protons present in the compounds are capable of reacting with inorganic or organic bases. Suitable inorganic salts include, for example, those formed with the alkali metals or alkaline earth metals, e.g. sodium and potassium, magnesium, calcium, and aluminum. Suitable organic salts include, for example, those formed with organic bases such as the amine bases, e.g. ethanolamine, diethanolamine, triethanolamine, tromethamine, N-methylglucamine, and the like. Pharmaceutically acceptable salts can also include acid addition salts formed from the reaction of amine moieties in the parent compound with inorganic acids and organic acids including the alkane- and arene-sulfonic acids (e.g. acetic, propionic, lactic, citric, tartaric, succinic, fumaric, maleic, malonic, mandelic, malic, phthalic, hydrochloric, hydrobromic, phosphoric, nitric, sulfuric, methanesulfonic, naphthalenesulfonic, benzenesulfonic, toluenesulfonic, camphorsulfonic, and similarly known acceptable organic and inorganic acids).

20 [0025] The terms "inhibitor," "activator," and "modulator" as used in connection with expression or activity refer to inhibitory, activating, or modulating molecules, respectively. Inhibitors of the present invention include compounds or compositions that inhibit expression of PARP or bind to, partially or totally block stimulation, decrease, prevent, delay activation, inactivate, desensitize, or down regulate the activity of PARP. Samples or assays comprising PARP can be treated with a composition of the present invention and compared to control samples without a composition of the present invention. Control samples (untreated with compositions of the present invention) can be assigned a relative activity value of 100%. In certain embodiments, inhibition of PARP is achieved when the activity value relative to the control is about 80% or less.

25 [0026] The terms "pharmaceutically acceptable", "physiologically tolerable" and grammatical variations thereof, as they refer to compositions, carriers, diluents and reagents, are used interchangeably and represent that the materials are capable of administration to or upon a human without the production of undesirable physiological effects such as nausea, dizziness, gastric upset and the like which would be to a degree that would prohibit administration of the compound.

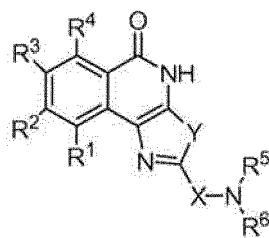
30 [0027] Except when noted, the terms "subject" or "patient" are used interchangeably and refer to mammals such as human patients and non-human primates, as well as experimental animals such as rabbits, rats, and mice, and other animals. Accordingly, the term "subject" or "patient" as used herein means any mammalian patient or subject to which the compounds of the invention can be administered. In an exemplary embodiment of the present invention, to identify subject patients for treatment according to the methods of the invention, accepted screening methods are employed to determine risk factors associated with a targeted or suspected disease or condition or to determine the status of an existing disease or condition in a subject. These screening methods include, for example, conventional work-ups to determine risk factors that may be associated with the targeted or suspected disease or condition. These and other routine methods allow the clinician to select patients in need of therapy using the methods and formulations of the present invention.

35 [0028] The terms "administer," "administering," or "administration," as used herein, refer to either directly administering a compound or composition to a patient, or administering a prodrug derivative or analog of the compound to the patient, which will form an equivalent amount of the active compound or substance within the patient's body.

[0029] The terms "treat" and "treating," as used herein, refer to partially or completely alleviating, inhibiting, preventing, ameliorating and/or relieving a condition from which a patient is suspected to suffer.

40 [0030] The terms "suffer" and "suffering," as used herein, refer to one or more conditions with which a patient has been diagnosed, or is suspected to have.

45 [0031] In certain aspects, the present invention is directed to compounds of Formula I:



Formula I

wherein:

X is C₁-C₉ alkylene, C₂-C₉ alkenylene, or C₂-C₉ alkynylene;

Y is O or S;

R¹, R², R³, and R⁴ are independently selected from hydrogen, C₁-C₆ alkyl, halogen, hydroxy, NH₂, CN, C₁-C₆ perfluoroalkyl, CO₂H, OR⁷, COOR⁷, or NHR⁷;

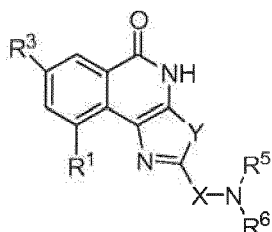
R⁵ and R⁶ are each, independently, hydrogen, C₁-C₆ alkyl, C₂-C₄ alkenyl, C₃-C₇ cycloalkyl, phenyl, or benzyl, wherein the alkyl, alkenyl and rings of the cycloalkyl, phenyl and benzyl groups are optionally substituted with one or more groups (e.g. 1 to 3, 1 to 2 or 1) independently selected from hydroxy, C₁-C₄ alkoxy, -CO₂H, C₁-C₆ alkoxy-carbonyl, NH₂, C₁-C₆ mono- or dialkylamino, or halogen; or

R⁵ and R⁶ together with the nitrogen to which they are attached form a saturated, partially unsaturated, or unsaturated 3 to 12 membered monocyclic or bicyclic heterocyclic ring optionally comprising from one to three additional ring heteroatoms independently selected from N, O, or S, the remainder of the ring atoms being carbon atoms;

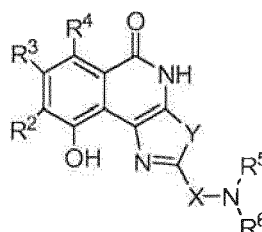
R⁷ is C₁-C₆ alkyl, C₂-C₆ alkenyl, or C₃-C₇ cycloalkyl wherein the alkyl, alkenyl, and rings of the cycloalkyl are optionally substituted with one or more groups (e.g. 1 to 3, 1 to 2 or 1) independently selected from hydroxy, C₁-C₄ alkoxy, -CO₂H, C₁-C₆ alkoxy-carbonyl, NH₂, C₁-C₆ mono- or dialkylamino, or halogen;

or a pharmaceutically acceptable salt form thereof.

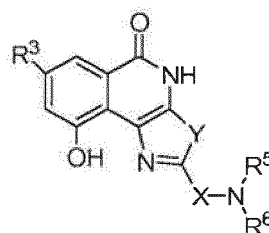
[0032] Such substituted thiazolyl- and oxazolyl- isoquinolinones acids include the compounds of formulas II, III, and IV:



Formula II



Formula III



Formula IV

wherein X, Y, R¹, R², R³, R⁴, R⁵, and R⁶ are as defined herein; or a pharmaceutically acceptable salt thereof.

[0033] In certain embodiments R¹, R², R³, and R⁴ are independently hydrogen, halogen, hydroxyl, NH₂, C₁-C₆ alkoxy, CN, or C₁-C₆ perfluoroalkyl.

[0034] R³ may suitably be hydrogen or halogen. In certain embodiments R³ is hydrogen.

[0035] In certain embodiments R⁵ and R⁶ are each independently hydrogen, C₁-C₆ alkyl, C₂-C₄ alkenyl, C₃-C₇ cycloalkyl, phenyl or benzyl.

[0036] Suitably one or both of R⁵ and R⁶ may be C₁-C₆ alkyl which may be the same or different.

[0037] In certain embodiments X is C₁-C₃ alkylene C₂-C₃ alkenylene or C₂-C₃ alkynylene.

EP 2 896 626 A1

[0038] When R⁵ and R⁶ form a ring together with the nitrogen to which they are attached the ring may suitably be piperidine, morpholine, pyrrolidine, homopiperidine, aziridine or azetidone.

[0039] Compounds of Formulas I, II, III, and IV include those in which:

5 X is C₁-C₉ alkylene, C₂-C₉ alkenylene, or C₂-C₉ alkynylene;
Y is O or S;
R¹, R², R³, and R⁴ are, independently, hydrogen, halogen, hydroxy, NH₂, C₁-C₆ alkoxy, CN, or C₁-C₆ perfluoroalkyl;
R⁵ and R⁶ are each, independently, hydrogen, C₁-C₆ alkyl, C₂-C₄ alkenyl, C₃-C₇ cycloalkyl, phenyl, or benzyl or
10 R⁵ and R⁶ together with the nitrogen to which they are attached form a saturated, partially unsaturated, or unsaturated
3 to 12 membered monocyclic or bicyclic heterocyclic ring optionally comprising from one to three additional ring
heteroatoms selected from N, O, or S, the remainder of the ring atoms being carbon atoms; or a pharmaceutically
acceptable salt form thereof.

[0040] Compounds of Formulas I, II, III, and IV further include those in which:

15 X is C₁-C₃ alkylene, C₂-C₃ alkenylene, or C₂-C₃ alkynylene;
Y is O or S;
R¹, R², R³, and R⁴ are, independently, hydrogen, halogen, hydroxy, NH₂, C₁-C₆ alkoxy, CN, or C₁-C₆ perfluoroalkyl;
R⁵ and R⁶ are each, independently, hydrogen, C₁-C₆ alkyl, C₂-C₄ alkenyl, C₃-C₇ cycloalkyl, phenyl, or benzyl or
20 R⁵ and R⁶ together with the nitrogen to which they are attached form a saturated, partially unsaturated, or unsaturated
3 to 12 membered monocyclic or bicyclic heterocyclic ring optionally comprising from one to three additional ring
heteroatoms selected from N, O, or S, the remainder of the ring atoms being carbon atoms; or a pharmaceutically
acceptable salt form thereof.

[0041] Compounds of Formulas I, II, III, and IV further include those in which:

25 R¹, R², R⁴, and R⁷ are as defined herein;
R³ is hydrogen or halogen;
Y is O;
30 X is C₁-C₉ alkylene, C₂-C₉ alkenylene, or C₂-C₉ alkynylene; and
R⁵ and R⁶ are each, independently, hydrogen, C₁-C₆ alkyl, C₂-C₄ alkenyl, C₃-C₇ cycloalkyl, phenyl, or benzyl or R⁵
and R⁶ together with the nitrogen to which they are attached form a saturated, partially unsaturated, or unsaturated
3 to 12 membered monocyclic or bicyclic heterocyclic ring optionally comprising from one to three additional ring
heteroatoms selected from N, O, or S, the remainder of the ring atoms being carbon atoms; or a pharmaceutically
35 acceptable salt form thereof.

[0042] Compounds of Formulas I, II, III, IV, V, or VI further include those in which:

40 R¹, R², R⁴, and R⁷ are as defined herein;
R³ is hydrogen or halogen;
Y is S;
X is C₁-C₉ alkylene, C₂-C₉ alkenylene, or C₂-C₉ alkynylene; and
R⁵ and R⁶ are each, independently, hydrogen, C₁-C₆ alkyl, C₂-C₄ alkenyl, C₃-C₇ cycloalkyl, phenyl, or benzyl or R⁵
and R⁶ together with the nitrogen to which they are attached form a saturated, partially unsaturated, or unsaturated
45 3 to 12 membered monocyclic or bicyclic heterocyclic ring optionally comprising from one to three additional ring
heteroatoms selected from N, O, or S, the remainder of the ring atoms being carbon atoms; or a pharmaceutically
acceptable salt form thereof.

[0043] Compounds of Formulas I, II, III, and IV further include those in which:

50 R¹, R², R⁴, and R⁷ are as defined herein;
R³ is hydrogen;
Y is O;
X is C₁-C₉ alkylene, C₂-C₉ alkenylene, or C₂-C₉ alkynylene; and
55 R⁵ and R⁶ are each, independently, hydrogen, C₁-C₆ alkyl, C₂-C₄ alkenyl, C₃-C₇ cycloalkyl, phenyl, or benzyl or R⁵
and R⁶ together with the nitrogen to which they are attached form a saturated, partially unsaturated, or unsaturated
3 to 12 membered monocyclic or bicyclic heterocyclic ring optionally comprising from one to three additional ring
heteroatoms selected from N, O, or S, the remainder of the ring atoms being carbon atoms; or a pharmaceutically

acceptable salt form thereof.

[0044] Compounds of Formulas I, II, III, and IV further include those in which:

5 R¹, R², R⁴, and R⁷ are as defined herein;
 R³ is hydrogen;
 Y is S;
 X is C₁-C₉ alkylene, C₂-C₉ alkenylene, or C₂-C₉ alkynylene; and
 10 R⁵ and R⁶ are each, independently, hydrogen, C₁-C₆ alkyl, C₂-C₄ alkenyl, C₃-C₇ cycloalkyl, phenyl, or benzyl or R⁵
 and R⁶ together with the nitrogen to which they are attached form a saturated, partially unsaturated, or unsaturated
 3 to 12 membered monocyclic or bicyclic heterocyclic ring optionally comprising from one to three additional ring
 heteroatoms selected from N, O, or S, the remainder of the ring atoms being carbon atoms; or a pharmaceutically
 acceptable salt form thereof.

15 **[0045]** Compounds of Formulas I, II, III, and IV further include those in which:

R¹, R², R⁴, and R⁷ are as defined herein;
 R³ is hydrogen, halogen, hydroxy, NH₂, C₁-C₆ alkoxy, CN, or C₁-C₆ perfluoroalkyl;
 Y is O;
 20 X is C₁-C₉ alkylene, C₂-C₉ alkenylene, or C₂-C₉ alkynylene; and
 R⁵ and R⁶ are each, independently, C₁-C₆ alkyl; or a pharmaceutically acceptable salt form thereof.

[0046] Compounds of Formulas I, II, III, and IV further include those in which:

25 R¹, R², R⁴, and R⁷ are as defined herein;
 R³ is hydrogen, halogen, hydroxy, NH₂, C₁-C₆ alkoxy, CN, or C₁-C₆ perfluoroalkyl;
 Y is S;
 X is C₁-C₉ alkylene, C₂-C₉ alkenylene, or C₂-C₉ alkynylene; and
 30 R⁵ and R⁶ are each, independently, C₁-C₆ alkyl; or a pharmaceutically acceptable salt form thereof.

[0047] Compounds of Formulas I, II, III, and IV further include those in which:

R¹, R², R⁴, and R⁷ are as defined herein;
 R³ is hydrogen or halogen;
 35 Y is O;
 X is C₁-C₉ alkylene, C₂-C₉ alkenylene, or C₂-C₉ alkynylene; and
 R⁵ and R⁶ are each, independently, C₁-C₆ alkyl; or a pharmaceutically acceptable salt form thereof.

[0048] Compounds of Formulas I, II, III, and IV further include those in which:

40 R¹, R², R⁴, and R⁷ are as defined herein;
 R³ is hydrogen or halogen;
 Y is S;
 X is C₁-C₉ alkylene, C₂-C₉ alkenylene, or C₂-C₉ alkynylene; and
 45 R⁵ and R⁶ are each, independently, C₁-C₆ alkyl; or a pharmaceutically acceptable salt form thereof.

[0049] Compounds of Formulas I, II, III, and IV further include those in which:

50 R¹, R², R⁴, and R⁷ are as defined herein;
 R³ is hydrogen;
 Y is O;
 X is C₁-C₉ alkylene, C₂-C₉ alkenylene, or C₂-C₉ alkynylene; and
 R⁵ and R⁶ are each, independently, C₁-C₆ alkyl; or a pharmaceutically acceptable salt form thereof.

55 **[0050]** Compounds of Formulas I, II, III, and IV further include those in which:

R¹, R², R⁴, and R⁷ are as defined herein;
 R³ is hydrogen;

EP 2 896 626 A1

Y is S;

X is C₁-C₉ alkylene, C₂-C₉ alkenylene, or C₂-C₉ alkynylene; and

R⁵ and R⁶ are each, independently, C₁-C₆ alkyl; or a pharmaceutically acceptable salt form thereof.

5 **[0051]** Compounds of Formulas I, II, III, and IV further include those in which:

R¹, R², R⁴, and R⁷ are as defined herein;

R³ is hydrogen or halogen;

Y is O or S;

10 X is C₁-C₉ alkylene, C₂-C₉ alkenylene, or C₂-C₉ alkynylene; and

R⁵ and R⁶ together with the nitrogen to which they are attached form a saturated, partially unsaturated, or unsaturated 3 to 12 membered monocyclic or bicyclic heterocyclic ring optionally comprising from one to three additional ring heteroatoms selected from N, O, or S, the remainder of the ring atoms being carbon atoms. In certain aspects, the heterocyclic ring is a 3 to 12 membered saturated monocyclic ring such as piperidine, morpholine, pyrrolidine, homo-

15 piperidine, aziridine, or azetidine; or a pharmaceutically acceptable salt form thereof.

[0052] Compounds of Formulas I, II, II and IV further include those in which:

R¹, R², R⁴, and R⁷ are as defined herein;

20 R³ is hydrogen;

Y is O or S;

X is C₁-C₉ alkylene, C₂-C₉ alkenylene, or C₂-C₉ alkynylene; and

R⁵ and R⁶ together with the nitrogen to which they are attached form a saturated, partially unsaturated, or unsaturated 3 to 12 membered monocyclic or bicyclic heterocyclic ring optionally comprising from one to three additional ring heteroatoms selected from N, O, or S, the remainder of the ring atoms being carbon atoms. In certain aspects, the heterocyclic ring is a 3 to 12 membered saturated monocyclic ring such as piperidine, morpholine, pyrrolidine, homo-

25 piperidine, aziridine, or azetidine; or a pharmaceutically acceptable salt form thereof.

[0053] Compounds of Formulas I, II, III, and IV further include those in which:

30 R¹, R², R⁴, and R⁷ are as defined herein;

R³ is hydrogen or halogen;

Y is S; and

R⁵ and R⁶ are each, independently C₁-C₆ alkyl; or a pharmaceutically acceptable salt form thereof.

35

[0054] Compounds of Formulas I, II, III, and IV further include those in which:

R¹, R², R⁴, and R⁷ are as defined herein;

R³ is hydrogen;

40 Y is S; and

R⁵ and R⁶ are each, independently C₁-C₆ alkyl; or a pharmaceutically acceptable salt form thereof.

[0055] In exemplary embodiments, halogen is fluorine.

[0056] In exemplary embodiments, X is C₁-C₃ alkylene, C₂-C₃ alkenylene, or C₂-C₃ alkynylene.

45 **[0057]** Exemplary compounds of Formula 1 include:

2-[(Dimethylamino)methyl][1,3]thiazolo[5,4-c]isoquinolin-5(4H)-one;

2-[3-(Dimethylamino)prop-1-yn-1-yl][1,3]thiazolo[5,4-c]isoquinolin-5(4H)-one;

2-(2-(Dimethylamino)ethyl)thiazolo[5,4-c]isoquinolin-5(4H)-one;

50 2-((Dimethylamino)methyl)-9-hydroxythiazolo[5,4-c]isoquinolin-5(4H)-one;

9-Hydroxy-2-(morpholin-4-ylmethyl)[1,3]thiazolo[5,4-c]isoquinolin-5(4H)-one;

9-Hydroxy-2-(piperidin-1-ylmethyl)[1,3]thiazolo[5,4-c]isoquinolin-5(4H)-one;

9-Hydroxy-2-(pyrrolidin-1-ylmethyl)[1,3]thiazolo[5,4-c]isoquinolin-5(4H)-one;

2-[[[(3R)-3-(dimethylamino)pyrrolidin-1-yl]methyl]-9-hydroxy[1,3]thiazolo[5,4-c]isoquinolin-5(4H)-one;

55 9-Hydroxy-2-(octahydroquinolin-1(2H)-ylmethyl)[1,3]thiazolo[5,4-c]isoquinolin-5(4H)-one;

2-[[[(2R,6S)-2,6-Dimethylmorpholin-4-yl]methyl]-9-hydroxy[1,3]thiazolo[5,4-c]isoquinolin-5(4H)-one;

9-Hydroxy-2-[(2-methylpyrrolidin-1-yl)methyl][1,3]thiazolo[5,4-c]isoquinolin-5(4H)-one;

9-Hydroxy-2-[[[(2R)-2-(trifluoromethyl)pyrrolidin-1-yl]methyl][1,3]thiazolo[5,4-c]isoquinolin-5(4H)-one; and

2-[[[(2R,6S)-2,6-Dimethylpiperidin-1-yl]methyl]-9-hydroxy[1,3]thiazolo[5,4-c]isoquinolin-5(4H)-one; or a pharmaceutically acceptable salt form thereof.

5 **[0058]** In certain embodiments, the pharmaceutically acceptable salt of a compound of Formula I is a hydrochloride or hydrobromide salt.

[0059] Compounds of the present invention include all pharmaceutically acceptable complexes, salts, zwitterions, solvates, and hydrates thereof. Compounds of this invention also include all stereoisomers, tautomers, and polymorphic forms thereof, including all crystalline and amorphous forms, whether they are pure, substantially pure, or mixtures.

10 **[0060]** In some embodiments, compounds of the present invention can be used to modulate the activity of PARP. Such compounds are of interest for the treatment of a variety of disease and conditions. In certain embodiments, for example, they can be administered to a subject for the treatment of tissue damage due to ischemia and reperfusion. Such damage, with consequent apoptotic or necrotic cell death, can give rise to various neurological diseases such as, for example, stroke, cerebral or spinal trauma, epileptic events, cerebral damage due to cardiac arrest and/or to situations of prolonged hypotension, respiratory arrest, carbon monoxide or cyanide poisoning, drowning or hydrocephalus. The cerebral insult can also be of a toxic nature (excitotoxins and other chemical products), iatrogenic (including surgical) and due to ionizing radiation. Tissue damage due to ischemia and reperfusion can also affect the myocardium and be present in many cardiopathies such as post-infarction, during and after coronary by-pass surgery, on the resumption of perfusion in transplanted hearts and indeed any time when for surgical reasons cardiac arrest is performed, and blood reperfusion is initiated. The kidney, the liver, the intestine and skeletal musculature are susceptible to damage due to ischemia and reperfusion. This can occur in septic, endotoxic, hemorrhagic and compression shock. It also occurs in strangulated hernia, strangulation of intestinal loops, and after prolonged compression of joints in multiply traumatized patients.

15 **[0061]** In some embodiments, compounds of the present invention can be administered to a subject for the treatment of degenerative diseases. The inhibition of PARP can extend the reproductive capacity of various cells and be utilized to prevent diseases typically associated with aging. Exemplary degenerative diseases include those of the central nervous system such as, for example, Parkinson's disease, Alzheimer's dementia, Huntington's chorea, amyotrophic lateral sclerosis, macular degeneration and retinal ischemia. Other degenerative diseases include, for example, the aging of the skin, degenerative diseases of the muscles (muscular dystrophy), bones (osteoporosis) and vascular system (atherosclerosis), diabetes and diseases of the immune system present during senescence.

20 **[0062]** In some embodiments, compounds of the present invention can be administered to a subject for the treatment of inflammatory diseases. Excessive activation of PARP can be harmful in various diseases of predominantly inflammatory nature, both of the central nervous system and of peripheral organs. Compounds of the invention can thus be useful in the following pathological situations: multiple sclerosis and other demyelinating diseases, Guillain-Barre syndrome, neuralgias of the trigeminus and/or other cranial nerves, peripheral neuropathies and other chronic pain, osteoarthritis, and inflammatory diseases of the intestine (Crohn's disease, ulcerative colitis, and other forms of colitis).

25 **[0063]** In some embodiments, compounds of the present invention can be administered to a subject for the treatment of tumor diseases. PARP inhibitors can facilitate the death of tumor cells induced by ionizing agents or by chemotherapeutic agents and can be used, both alone and in combination with other treatments, in the prevention and in the therapy of various forms of cancer, for example, leukemia and/or sarcoma, whether these are primary or associated with AIDS, breast cancer, refractory solid tumors, lymphoid malignancies, brain tumors, and p53 deficient tumors. PARP inhibitors of the present invention can act to enhance the cytotoxicity of antitumor agents. For example, in certain embodiments, PARP inhibitors will act to enhance the cytotoxicity of topoisomerase I and II inhibitors, and alkylating agents including, for example, temozolomide.

30 **[0064]** In some embodiments, compounds of the present invention can be administered to a subject for the treatment of cancers including, for example, cancers of the female reproductive organs including, for example, ovarian cancer, cervical cancer and uterine cancer; lung cancer; breast cancer; renal cell carcinoma; Hodgkin's lymphoma; Non-Hodgkin's lymphoma; cancers of the genitourinary system including, for example, kidney cancer, prostate cancer, bladder cancer, and urethral cancer; cancers of the head and neck; liver cancer; cancers of the gastrointestinal system including, for example, stomach cancer, esophageal cancer, small bowel cancer or colon cancer; cancers of the biliary tree; pancreatic cancer; cancers of the male reproductive system including, for example, testicular cancer; Gestational trophoblastic disease; cancers of the endocrine system including, for example, thyroid cancer, parathyroid cancer, adrenal gland cancer, carcinoid tumors, insulinomas and PNET tumors; sarcomas, including, for example, Ewing's sarcoma, osteosarcoma, liposarcoma, leiomyosarcoma, and rhabdomyosarcoma; mesotheliomas; cancers of the skin; melanomas; cancers of the central nervous system; pediatric cancers; and cancers of the hematopoietic system including, for example, all forms of leukemia, myelodysplastic syndromes, myeloproliferative disorders and multiple myeloma.

35 **[0065]** In some embodiments, compounds of the present invention can be administered to a subject for the treatment of bone fractures as well as bone disorders, including osteoporosis, and for the treatment of arthritis, chronic obstructive pulmonary disease, cartilage defects, leiomyoma, acute myeloid leukemia, wound healing, prostate cancer, autoimmune

inflammatory disorders, such as Graves ophthalmopathy, and combinations thereof.

[0066] In some embodiments, compounds of the present invention can be administered to a subject for the treatment of retinal degeneration and axotomy.

[0067] In some embodiments, compounds of the present invention can be administered to a subject for the treatment of cardiovascular dysfunction, including myocardial infarction and atherosclerosis.

[0068] In some embodiments, compounds of the present invention can be administered to a subject following a partial or complete artery occlusion in order to reduce brain damage. The compounds can be administered immediately after the occlusion or even with a significant delay after artery occlusion. For example, in certain embodiments, administration will start 1 to 10 hours (*i.e.*, 1, 2, 3, 4, 5, 6, 7, 8, 9, or 10 hours) after artery occlusion, preferably 1 to 4 hours after artery occlusion.

[0069] In certain embodiments, the present invention therefore provides methods of treating, preventing, inhibiting, or alleviating each of the maladies listed above in a mammal, preferably in a human, comprising administering a therapeutically effective amount of a compound of the present invention to a patient suspected to suffer from such a malady.

[0070] In certain embodiments, the invention relates to compositions comprising at least one compound of the present invention and one or more pharmaceutically acceptable carriers, excipients, or diluents. In certain embodiments, the compositions comprise mixtures of one or more compounds of the present invention.

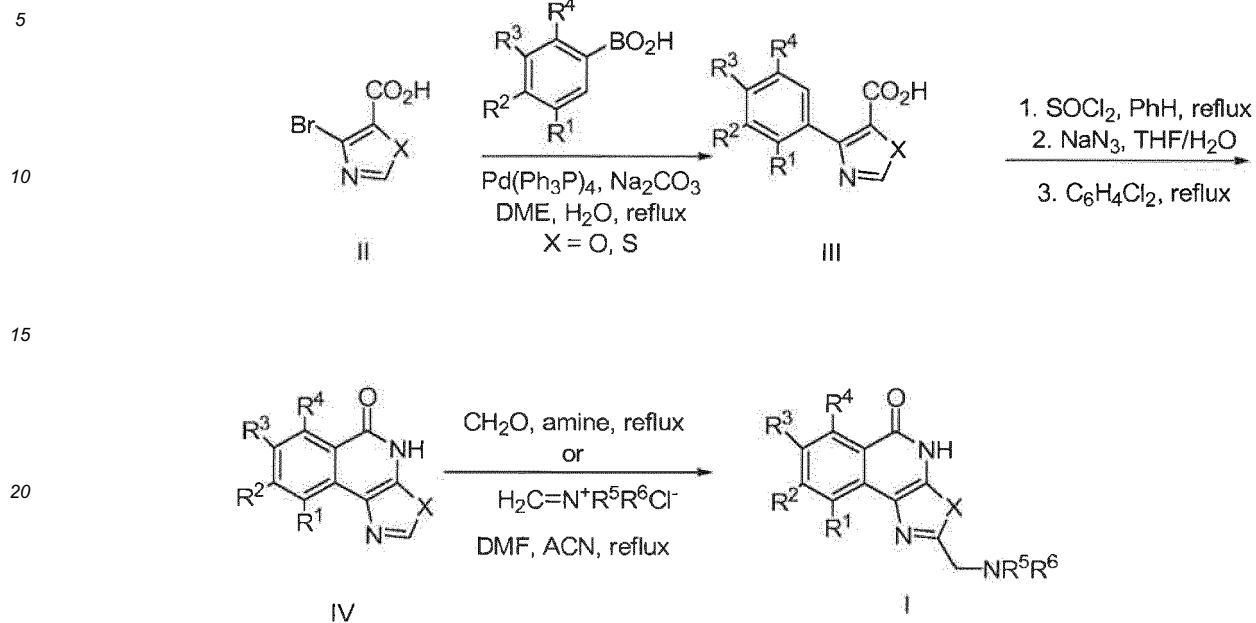
[0071] Certain of the compounds of the present invention contain stereogenic carbon atoms or other chiral elements and thus give rise to stereoisomers, including enantiomers and diastereomers. The invention generally relates to all stereoisomers of the compounds of Formula I, II, III or IV, as well as to mixtures of the stereoisomers. Throughout this application, the name of a compound without indication as to the absolute configuration of an asymmetric center is intended to embrace the individual stereoisomers as well as mixtures of stereoisomers. Reference to optical rotation [(+), (-) and (\pm)] is utilized to distinguish the enantiomers from one another and from the racemate. Furthermore, throughout this application, the designations R* and S* are used to indicate relative stereochemistry, employing the Chemical Abstracts convention which automatically assigns R* to the lowest numbered asymmetric center.

[0072] An enantiomer can, in some embodiments of the invention, be provided substantially free of the corresponding enantiomer. Thus, reference to an enantiomer as being substantially free of the corresponding enantiomer indicates that it is isolated or separated via separation techniques or prepared so as to be substantially free of the corresponding enantiomer. "Substantially free," as used herein, means that a significantly lesser proportion of the corresponding enantiomer is present. In preferred embodiments, less than about 90 % by weight of the corresponding enantiomer is present relative to desired enantiomer, more preferably less than about 1% by weight. Preferred enantiomers can be isolated from racemic mixtures by any method known to those skilled in the art, including high performance liquid chromatography (HPLC), and the formation and crystallization of chiral salts, or preferred enantiomers, can be prepared by methods described herein. Methods for the preparation of enantiomers are described, for example, in Jacques, et al., *Enantiomers, Racemates and Resolutions* (Wiley Interscience, New York, 1981); Wilen, S.H., et al., *Tetrahedron* 33:2725 (1977); Eliel, E.L. *Stereochemistry of Carbon Compounds* (McGraw-Hill, NY, 1962); and Wilen, S.H. *Tables of Resolving Agents and Optical Resolutions* p. 268 (E.L. Eliel, Ed., Univ. of Notre Dame Press, Notre Dame, IN 1972), each of which is hereby incorporated by reference in its entirety.

[0073] The following synthetic schemes are designed to illustrate, but not limit, general procedures for the preparation of compounds of the present invention. The reagents used can be either commercially obtained or can be prepared by standard procedures described in the literature. It is intended that the scope of this invention will cover all isomers (enantiomeric and diastereomeric) and all mixtures, including but not limited to racemic mixtures. The isomeric forms of the compounds of this invention may be separated or resolved using methods known to those skilled in the art or by synthetic methods that are stereospecific or asymmetric.

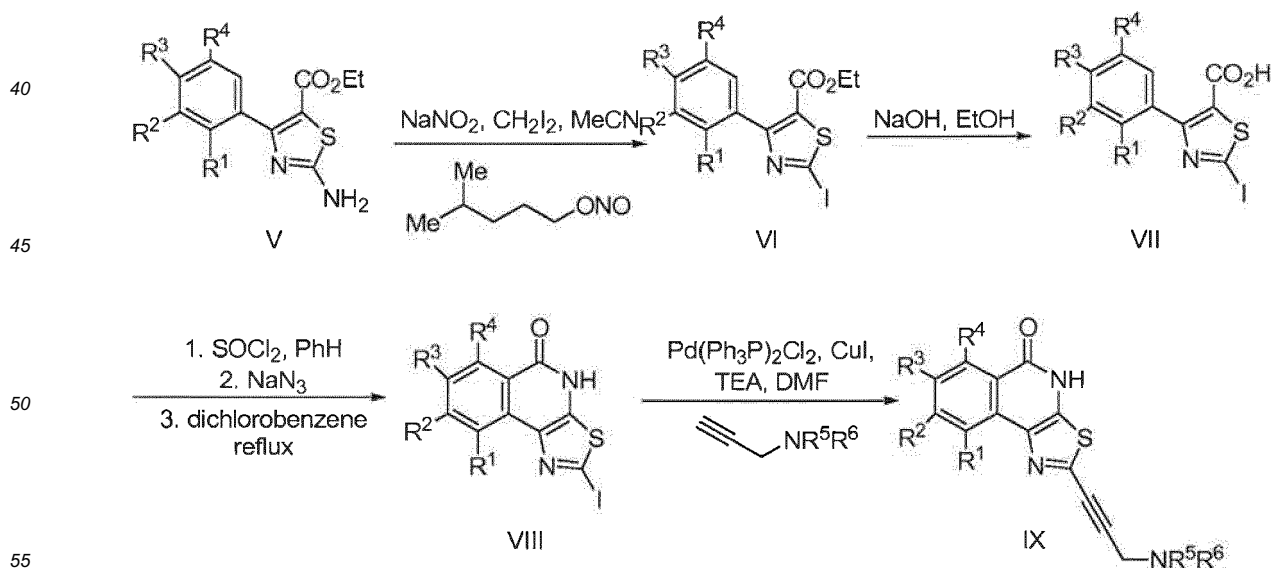
[0074] As illustrated in **Scheme 1**, thiazyl bromide or oxazolyl bromide (II) is coupled with aryl boronic acid in the presence of Pd(Ph₃P)₄, aqueous Na₂CO₃ in DME to produce III. Tricycle formation is accomplished by converting the carboxylic acid to the corresponding acid chloride using reagents such as SOCl₂ or (CO)₂Cl₂, conversion to the acyl azide using sodium azide which undergoes Curtius rearrangement to give the corresponding isocyanate (IV), followed by closure under heating in high boiling non-polar solvents such as dichlorobenzene. Compound (I) is then prepared by adding the amine side chain under Mannich conditions (amine, CH₂O, heating).

Scheme 1

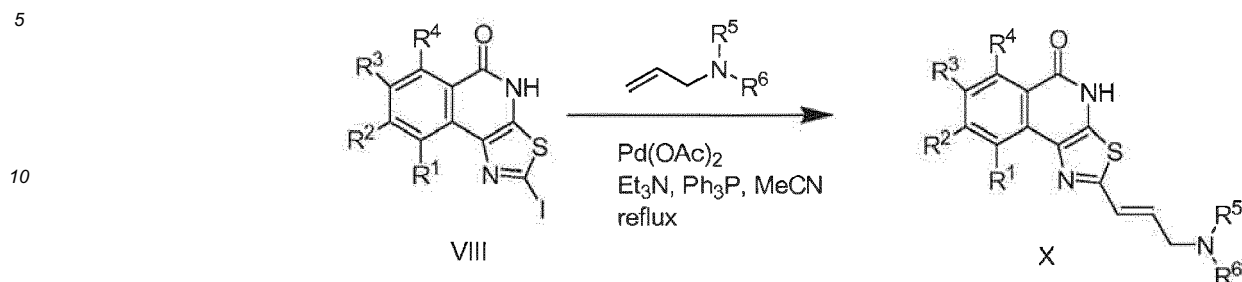


[0075] The thiazole alkyne compound (IX) can be prepared according to **Scheme 2**. Aminothiazole (V) was prepared according to Yamaguchi K. et al. *Bioorg. Med. Chem. Lett.* 1999, 9, 957-960. Treatment with NaNO_2 , *i*-amyl nitrite, CH_2I_2 in acetonitrile produces the corresponding iodide (VI). Hydrolysis of the ester using conditions such as NaOH in EtOH produces the thiazole acid (VII). Conversion to the acid chloride with SOCl_2 , formation of the acyl azide with NaN_3 and Curtius rearrangement/ring closure in refluxing dichlorobenzene produces VIII. Sonogashira cross-coupling using $\text{Pd}(\text{Ph}_3\text{P})_2\text{Cl}_2$, CuI and 1-dimethylamino-2-propyne yields the desired thiazole alkyne (IX). Alkene analogs (X) are prepared according to **Scheme 3** by combining iodo compounds (VIII) with allyl amines using standard Heck/catalytic-Pd conditions.

Scheme 2



Scheme 3



15 **[0076]** In certain embodiments, the invention relates to compositions comprising at least one compound of the present invention and one or more pharmaceutically acceptable carriers, excipients, or diluents. Such compositions are prepared in accordance with general pharmaceutical formulation procedures, such as, for example, those described in Remington's Pharmaceutical Sciences, 17th edition, ed. Alfonso R. Gennaro, Mack Publishing Company, Easton, PA (1985), which is incorporated herein by reference in its entirety. Pharmaceutically acceptable carriers are those carriers that are compatible with the other ingredients in the formulation and are biologically acceptable.

20 **[0077]** The compounds of the present invention can be administered orally or parenterally, neat, or in combination with conventional pharmaceutical carriers. Applicable solid carriers can include one or more substances that can also act as flavoring agents, lubricants, solubilizers, suspending agents, fillers, glidants, compression aids, binders, tablet-disintegrating agents, or encapsulating materials. In powders, the carrier is a finely divided solid that is in admixture with the finely divided active ingredient. In tablets, the active ingredient is mixed with a carrier having the necessary compression properties in suitable proportions and compacted in the shape and size desired. The powders and tablets preferably contain up to 99 % of the active ingredient. Suitable solid carriers include, for example, calcium phosphate, magnesium stearate, talc, sugars, lactose, dextrin, starch, gelatin, cellulose, methyl cellulose, sodium carboxymethyl cellulose, polyvinylpyrrolidone, low melting waxes and ion exchange resins.

25 **[0078]** Liquid carriers can be used in preparing solutions, suspensions, emulsions, syrups and elixirs. The active ingredient can be dissolved or suspended in a pharmaceutically acceptable liquid carrier such as water, an organic solvent, a mixture of both, or a pharmaceutically acceptable oil or fat. The liquid carrier can contain other suitable pharmaceutical additives such as, for example, solubilizers, emulsifiers, buffers, preservatives, sweeteners, flavoring agents, suspending agents, thickening agents, colors, viscosity regulators, stabilizers or osmo-regulators. Suitable examples of liquid carriers for oral and parenteral administration include water (particularly containing additives as above, e.g. cellulose derivatives, preferably sodium carboxymethyl cellulose solution), alcohols (including monohydric alcohols and polyhydric alcohols e.g. glycols) and their derivatives, and oils (e.g. fractionated coconut oil and arachis oil). For parenteral administration, the carrier can also be an oily ester such as ethyl oleate and isopropyl myristate. Sterile liquid carriers are used in sterile liquid form compositions for parenteral administration. The liquid carrier for pressurized compositions can be halogenated hydrocarbon or other pharmaceutically acceptable propellant.

30 **[0079]** Liquid pharmaceutical compositions that are sterile solutions or suspensions can be administered by, for example, intramuscular, intraperitoneal or subcutaneous injection. Sterile solutions can also be administered intravenously. Compositions for oral administration can be in either liquid or solid form.

35 **[0080]** The compounds of the present invention can be administered rectally or vaginally in the form of a conventional suppository. For administration by intranasal or intrabronchial inhalation or insufflation, the compounds of the present invention can be formulated into an aqueous or partially aqueous solution, which can then be utilized in the form of an aerosol. The compounds of the present invention can also be administered transdermally through the use of a transdermal patch containing the active compound and a carrier that is inert to the active compound, is non-toxic to the skin, and allows delivery of the agent for systemic absorption into the blood stream via the skin. The carrier can take any number of forms such as creams and ointments, pastes, gels, and occlusive devices. The creams and ointments can be viscous liquid or semisolid emulsions of either the oil-in-water or water-in-oil type. Pastes comprised of absorptive powders dispersed in petroleum or hydrophilic petroleum containing the active ingredient can also be suitable. A variety of occlusive devices can be used to release the active ingredient into the blood stream such as a semipermeable membrane covering a reservoir containing the active ingredient with or without a carrier, or a matrix containing the active ingredient. Other occlusive devices are known in the literature.

40 **[0081]** Preferably the pharmaceutical composition is in unit dosage form, e.g. as tablets, capsules, powders, solutions, suspensions, emulsions, granules, or suppositories. In such form, the composition can be sub-divided in unit dose containing appropriate quantities of the active ingredient; the unit dosage forms can be packaged compositions, for

example, packeted powders, vials, ampoules, prefilled syringes or sachets containing liquids. The unit dosage form can be, for example, a capsule or tablet itself, or it can be the appropriate number of any such compositions in package form.

[0082] The amount provided to a patient will vary depending upon what is being administered, the purpose of the administration, such as prophylaxis or therapy, and the state of the patient, the manner of administration, and the like.

In therapeutic applications, compounds of Formula I can be provided to a patient already suffering from a disease in an amount sufficient to cure or at least partially ameliorate the symptoms of the disease and its complications. An amount adequate to accomplish this is defined as a "therapeutically effective amount." The dosage to be used in the treatment of a specific case must be subjectively determined by the attending physician. The variables involved include the specific condition and the size, age, and response pattern of the patient. The compounds can be administered orally, rectally, parenterally, or topically to the skin and mucosa. The usual daily dose depends on the specific compound, method of treatment and condition treated. The usual daily dose is, for example, from 0.01 - 1000 mg/kg for oral application, preferably 0.5 - 500 mg/kg, either in a single dose or in subdivided doses, for example from one to three times daily and from about 0.1 to 100 mg/kg for parenteral application, preferably 0.5 - 50 mg/kg, from one to three times daily.

[0083] In certain embodiments, the present invention is directed to prodrugs of compounds provided herein. The term "prodrug," as used herein, means a compound that is convertible *in vivo* by metabolic means (e.g. by hydrolysis) to a compound of Formula I. Various forms of prodrugs are known in the art such as those discussed in, for example, Bundgaard, (ed.), Design of Prodrugs, Elsevier (1985); Widder, et al. (ed.), Methods in Enzymology, vol. 4, Academic Press (1985); Krogsgaard-Larsen, et al., (ed). "Design and Application of Prodrugs, Textbook of Drug Design and Development, Chapter 5, 113-191 (1991), Bundgaard, et al., Journal of Drug Delivery Reviews, 8:1-38(1992), Bundgaard, J. of Pharmaceutical Sciences, 77:285 et seq. (1988); and Higuchi and Stella (eds.) Prodrugs as Novel Drug Delivery Systems, American Chemical Society (1975), each of which is hereby incorporated by reference in its entirety.

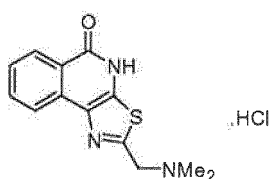
EXAMPLES

[0084] The following examples are illustrative of certain embodiments of the invention and should not be considered to limit the scope of the invention. The reagents used can be either commercially obtained or can be prepared by standard procedures described in the literature. It is intended that the scope of this invention will cover all isomers (enantiomeric and diastereomeric) and all mixtures, including but not limited to racemic mixtures. The isomeric forms of the compounds of this invention may be separated or resolved using methods known to those skilled in the art or by synthetic methods that are stereospecific or asymmetric.

Example 1

2-[(Dimethylamino)methyl][1,3]thiazolo[5,4-c]isoquinolin-5(4H)-one hydrochloride

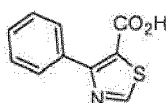
[0085]



Step 1

[0086]

4-Phenyl-1,3-thiazole-5-carboxylic acid



[0087] Ethyl 4-phenyl-1,3-thiazole-5-carboxylate, prepared according to known procedure (Yamaguchi K. et al. Biorg.

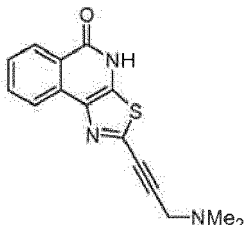
Example 2

[0092]

5

2-[3-(Dimethylamino)prop-1-yn-1-yl][1,3]thiazolo[5,4-c]isoquinolin-5(4H)-one

10



15

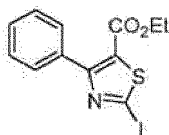
Step 1

[0093]

20

Ethyl 2-iodo-4-phenyl-1,3-thiazole-5-carboxylate

25



[0094] Ethyl 2-amino-4-phenyl-1,3-thiazole-5-carboxylate (6.1 g, 25 mmol), prepared according to known procedure (Yamaguchi K. et al. *Biorg. Med. Chem. Lett.* 1999, 9(7), 957-960), was dissolved in MeCN (240 ml) and treated with CH_2I_2 (7 ml, 150 mmol) isoamyl nitrite (12 ml, 112.5 mmol). The reaction was stirred at room temperature for 1 hour. The solvents were removed under high vacuum and the mixture was submitted to flash chromatography by eluting with light petroleum/ethyl acetate (9:1) to give the title compound as a solid. Yield: 57%.

mp: 104-106°C.

$^1\text{H-NMR}$ (CDCl_3 , 200 MHz): δ 1.38 (t J= 7.10 Hz, 3H, CH_3), 4.37 (q J= 7.13 Hz, 2H, CH_2), 7.50-7.55 (m, 3H, Ph), 7.80-7.86 (m, 2H, Ph).

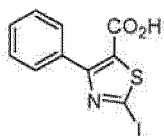
Step 2

40

[0095]

2-Iodo-4-phenyl-1,3-thiazole-5-carboxylic acid

45



50

[0096] Ethyl 2-iodo-4-phenyl-1,3-thiazole-5-carboxylate (5 g, 13.9 mmol) was dissolved in 96% ethanol (30 ml), treated with solid sodium hydroxide (1.1 g) and stirred at room temperature for 1 hour. The solution was acidified with 3 N HCl solution, and extracted with ethyl acetate (5 x 50 ml). The organic layers were combined, dried over Na_2SO_4 and evaporated to give the title compound as a solid. Yield: 92% yield.

mp: 194-196°C.

$^1\text{H-NMR}$ (CDCl_3 , 200 MHz): δ 7.41-7.48 (m, 3H, Ph), 7.97-8.01 (m, 2H, Ph).

55

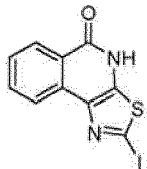
Step 3

[0097]

5

2-Iodo-1,3-thiazolo[5,4-c]isoquinolin-5(4H)-one

10



15 [0098] Thionyl chloride (1 ml) was added to a suspension of 2-iodo-4-phenyl-1,3-thiazole-5-carboxylic acid (2.2 g, 6.6 mmol) in 30 ml of dry benzene and the mixture was refluxed for 2 hours. The solvent and the excess of thionyl chloride were removed under reduced pressure, the residue was taken up using 20 ml of dry THF, cooled to 0°C and NaN₃ (10 mmol) dissolved in the minimal amount of water was quickly added. After stirring for h at room temperature, the reaction mixture was poured into 100 ml of cracked ice/water, extracted with diethyl ether (5 x 100 ml), and the combined organics were dried over Na₂SO₄. After filtration, the filtrate was gently evaporated under reduced pressure and the residue was dissolved in 20 ml of *o*-dichlorobenzene and refluxed for 5 hours. The mixture was then cooled, and directly chromatographed on SiO₂ gel, eluting with dichloromethane/methanol (99/1), to produce the title compound as a solid. Yield: 23% yield.

mp: >250 °C.

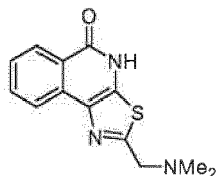
25 ¹H-NMR (DMSO, 200 MHz) δ 7.69 (t J= 7.81 Hz, 1 H, H-Ph), 7.96 (t J= 7.90 Hz, 1 H, H-Ph), 8.21 (d J= 8.20 Hz, 1 H, Ph), 8.34 (d J= 7.81 Hz, 1 H, Ph), 12.38 (s, 1 H, CONH).

Step 4

30 [0099]

2-[3-(Dimethylamino)prop-1-yn-1-yl]-1,3-thiazolo[5,4-c]isoquinolin-5(4H)-one (5)

35



40

45 [0100] 2-Iodo-1,3-thiazolo[5,4-c]isoquinolin-5(4H)-one (0.1 g, 0.3 mmol), DMF (10 ml), 1-dimethylamino-2-propyne (0.25 g, 3.05 mmol), (Ph₃P)₂PdCl₂ (10 mg), CuI (1 mg), and triethylamine (1.2 ml) were stirred at room temperature for 4 hours. The solvent was removed under reduced pressure and the mixture was chromatographed on SiO₂ gel, eluting, with dichloromethane/methanol (98/2), to produce the title compound. Yield: 68% yield.

mp: 216-221°C dec.

¹H-NMR (DMSO, 400 MHz) δ 2.65 (s, 6H, N(CH₃)₂), 3.60 (s, 2H, CH₂N), 7.60 (t J= 7.58 Hz, 1H, H-Ph), 7.86 (t J= 7.23 Hz, 1H, H-Ph), 8.19-8.26 (m, 2H, H-Ph), 12.36 (s, 1H, CONH).

50 ¹³C NMR: (DMSO, 100.6 MHz) δ: 45.65, 49.50, 80.13, 94.02, 124.26, 125.93, 129.27, 129.75, 134.00, 134.24, 135.37, 138.86, 139.64, 162.81.

Example 3

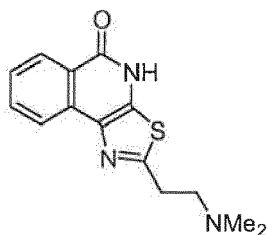
[0101]

55

2-(2-(Dimethylamino)ethyl)thiazolo[5,4-c]isoquinolin-5(4H)-one

5

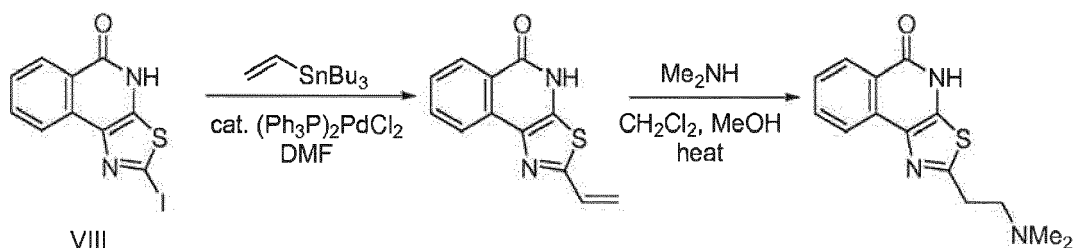
10



15

[0102] 2-(2-(Dimethylamino)ethyl)thiazolo[5,4-c]isoquinolin-5(4H)-one was prepared from intermediate VIII in Scheme 2.

20



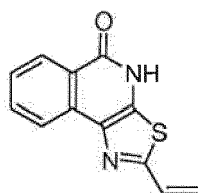
25

Step 1**[0103]**

30

2-Vinyl-4H-1,3-thiazolo[5,4-c]isoquinolin-5-one

35



40

[0104] Bis(triphenylphosphine)palladium dichloride (0.005 g, 0.007 mmol) was added to a solution of 2-iodo-4H-1,3-thiazolo[5,4-c]isoquinolin-5-one (0.115 g, 0.35 mmol) and DMF (5 ml) at 23 °C. After 30 minutes, tributylvinylstannane (0.11 ml, 0.37 mmol) was added, and the reaction mixture was stirred overnight at 45 °C. All volatiles were evaporated, and the resulting oil was purified by flash-chromatography (CH₂Cl₂/methanol, 99/1) to afford the title compound as a yellow solid (a quantitative yield). m.p 235-239°C (dec.); ¹H NMR (200 MHz, DMSO) δ 5.55 (d, 1 H, CHH, *J* = 11 Hz), 5.95 (d, 1 H, CHH, *J* = 17 Hz), 6.85-7.00 (m, 1 H, CH), 7.47-7.54 (m, 1 H, Ar), 7.74-7.82 (m, 1 H, Ar), 8.09-8.20 (m, 2H, Ar), 12.43 (bs, 1H, NH).

45

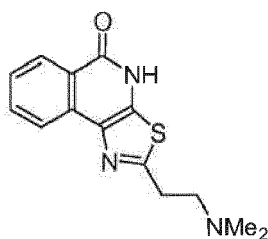
Step 2

50

[0105]

55

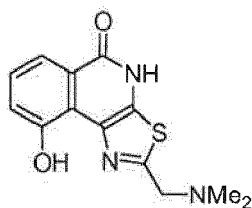
2-(2-Dimethylamino-ethyl)-4H-1,3-thiazolo[5,4-c]isoquinolin-5-one (3)



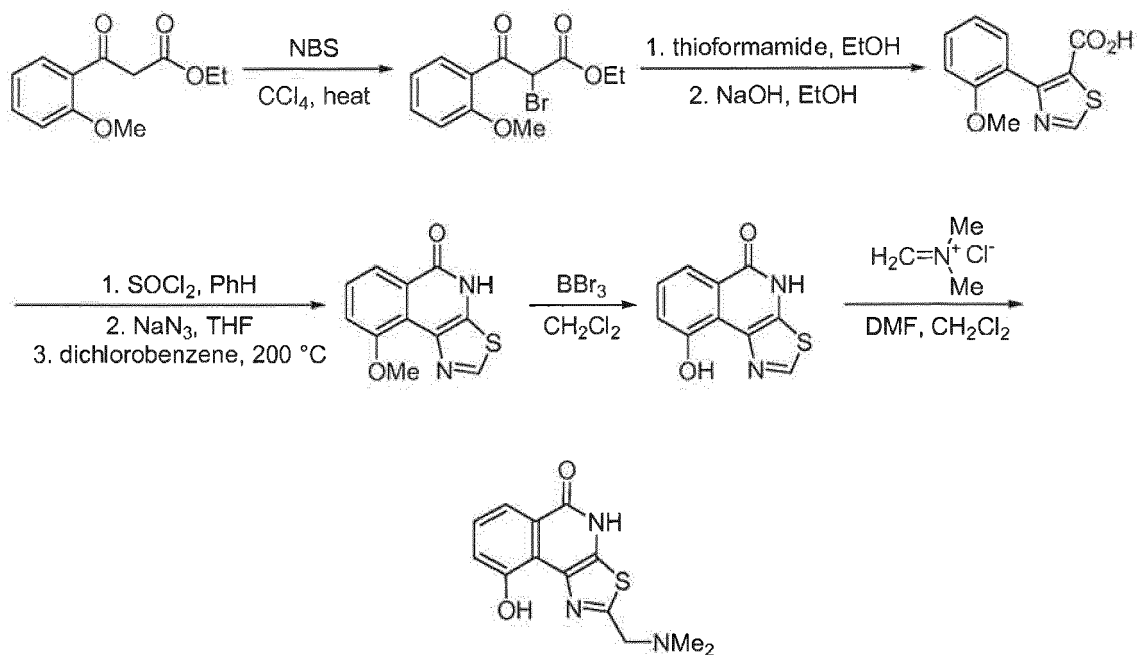
[0106] To a suspension of 2-vinyl-4H-1,3-thiazolo[5,4-c]isoquinolin-5-one (0.05 g, 0.22 mmol) and CH₂Cl₂/methanol (6 ml; 1/1) was added dimethylamine (0.33 ml of 2M solution in THF, 0.66 mmol). After stirring at 65 °C for 48 hours, the reaction mixture was concentrated under reduced pressure and purified by flash-chromatography (CH₂Cl₂/methanol, 90/10). Recrystallization from methanol/diethyl ether yielded 0.038 g (a 63% yield) of the title compound as a white solid. m.p. 236-240 °C (dec.); ¹H NMR (400 MHz, DMSO) δ 2.85 (s, 6H, (CH₂)₂N(CH₃)₂), 3.52-3.56 (m, 4H, (CH₂)₂N(CH₃)₂), 7.56-7.59 (m, 1 H, Ar), 7.84-7.87 (m, 1 H, Ar), 8.19-8.26 (m, 2H, Ar), 12.37 (bs, NH); ¹³C NMR (100.6 MHz, DMSO) δ 29.71, 44.26, 56.79, 124.03, 125.74, 128.69, 129.79, 133.45, 134.44, 135.15, 158.51, 162.72.

Example 4

[0107]

2-((Dimethylamino)methyl)-9-hydroxythiazolo[5,4-c]isoquinolin-5(4H)-one

[0108] 2-((Dimethylamino)methyl)-9-hydroxythiazolo[5,4-c]isoquinolin-5(4H)-one was prepared as shown below.



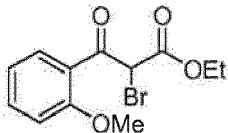
Step 1

[0109]

5

2-Bromo-3-(2-methoxyphenyl)-3-oxo-propionic acid ethyl ester

10



15

[0110] To a solution of 3-(2-methoxy-phenyl)-3-oxo-propionic acid ethyl ester (5.3g, 23.9 mmol; prepared as reported in J. Org. Chem. 2001, 66, 6323-6332) in carbon tetrachloride (50 ml) was added of N-bromosuccinimide (5.1g, 28.7 mmol) portion-wise. The reaction mixture was stirred at room temperature under an Ar atmosphere for 4 hours. Water was added, the resulting mixture was extracted with CHCl_3 , and the organics were dried over Na_2SO_4 and evaporated under reduced pressure to yield the title compound as a yellow oil. $^1\text{H NMR}$ (200 MHz, CDCl_3) δ 1.25 (t, 3H, $\text{COOCH}_2\text{CH}_3$, $J = 7$), 3.92 (s, 3H, OCH_3), 4.25 (q, 2H, $\text{COOCH}_2\text{CH}_3$, $J = 6.4$), 5.82 (s, 1H, CHBr), 6.97-7.11 (m, 2H, Ar), 7.51-7.60 (m, 1H, Ar), 7.90-7.95 (m, 1H, Ar).

20

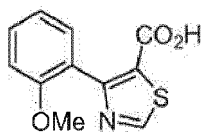
Step 2

[0111]

25

4-(2-Methoxyphenyl)-thiazole-5-carboxylic acid

30



35

[0112] To a 0 °C solution of thioformamide (prepared according to Eur. J. Med. Chem. 2004, 39, 867-872) (0.70g, 11.5 mmol) in absolute EtOH (1 ml) was added a solution of 2-bromo-3-(2-methoxyphenyl)-3-oxo-propionic acid ethyl ester (2.4g, 7.97 mmol) in ethanol abs. (9 ml) in drops. The reaction mixture was stirred at room temperature for 72 hours. After quenching with water and extraction with chloroform, the organics were dried over Na_2SO_4 and evaporated. Flash chromatography on SiO_2 gel (petroleum ether/ethyl acetate, 60/40) gave crude 4-(2-methoxy-phenyl)-thiazole-5-carboxylic acid ethyl ester that was used in the next step without further purification.

40

[0113] To the crude 4-(2-methoxy-phenyl)-thiazole-5-carboxylic acid ethyl ester (0.88g) in 95% ethanol (20 ml) was added sodium hydroxide (0.67g, 16.75 mmol) and the resulting mixture was stirred at room temperature for 5 hours. After acidification with 3N HCl and concentration under vacuum, the remaining residue was taken up with water, and extracted with ethyl acetate (3 x 50ml). The combined organics were dried over Na_2SO_4 and evaporated under reduced pressure to afford the title compound as a yellow solid (0.77g, 3.28 mmol, a 41% yield). m.p.: 170-172°C; $^1\text{H NMR}$ (200 MHz, DMSO) δ 3.72 (s, 3H, OCH_3), 6.99-7.12 (m, 2H, Ar), 7.35-7.46 (m, 2H, Ar), 9.26 (s, 1H, 2-CH).

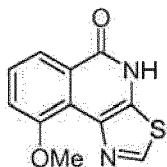
45

Step 3

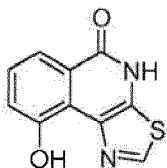
[0114]

50

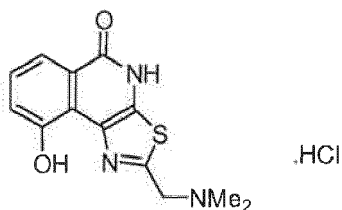
55

9-Methoxy-4*H*-1,3-thiazolo[5,4-*c*]isoquinolin-5-one

[0115] To a suspension of 4-(2-methoxyphenyl)-thiazole-5-carboxylic acid (0.56g, 2.38 mmol) and benzene (10 ml), was added thionyl chloride (0.42g, 3.57 mmol), and the reaction mixture was refluxed for 5 h. All volatiles were evaporated, and the resulting yellow oil was taken up in dry THF (10 ml), cooled to 0°C, and solution of sodium azide (0.186g, 2.86 mmol) in water (1 ml) was added. The reaction mixture was stirred at 0°C for 30 minutes and at room temperature for 3 hours. After quenching with water, the mixture was extracted with diethyl ether, dried over sodium sulfate and carefully evaporated under reduced pressure (rotovap water temperature kept below 25 °C). The resulting solid was dissolved in 1,2-dichlorobenzene (10 ml) and heated at 200°C for 5h. After cooling the evaporation of all volatiles, the resulting material was purified by flash-chromatography on SiO₂ (CH₂Cl₂/methanol, 94/6) to yield the title compound (0.120g, 0.51 mmol, a 22% yield) as a solid; m.p.: 220-222°C (dec.); ¹H NMR (200 MHz, DMSO) δ 3.94 (s, 3H, OCH₃), 7.36-7.62 (m, 2H, Ar), 7.87 (d, 1 H, Ar), 8.86 (s, 1 H, 2-CH), 12.58 (s, 1 H, NH).

Step 4**[0116]**9-Hydroxy-4*H*-1,3-thiazolo[5,4-*c*]isoquinolin-5-one

[0117] To a suspension of 9-methoxy-4*H*-1,3-thiazolo[5,4-*c*]isoquinolin-5-one (0.048g, 0.21 mmol) and CH₂Cl₂ (2 ml) was added boron tribromide (1.05 ml of 1M sol. in CH₂Cl₂, 1.05 mmol), and the resulting mixture was stirred at room temperature overnight. The reaction mixture was evaporated, methanol (2 ml) was added, the resulting mixture stirred for 1 hour and then evaporated. The resulting solid was purified by flash chromatography on SiO₂ gel to yield the title compound (0.042g, a 90% yield) as a solid. m.p. >250 °C; ¹H NMR (400 MHz, DMSO) δ 7.28 (d, 1H, Ar), 7.47 (t, 1H, Ar), 7.75 (d, 1H, Ar), 9.06 (s, 1H, 2-CH), 10.36 (s, 1H, OH), 12.41 (s, 1H, NH).

Step 5**[0118]**2-Dimethylaminomethyl-9-hydroxy-4*H*-1,3-thiazolo[5,4-*c*]isoquinolin-5-one hydrochloride

[0119] To a solution of 9-hydroxy-4*H*-1,3-thiazolo[5,4-*c*]isoquinolin-5-one in DMF/acetonitrile (3 ml, 1:2) was added

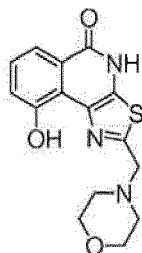
EP 2 896 626 A1

dimethyl-methylene-ammonium chloride (0.043g, 0.46 mmol) and the resulting mixture was refluxed under Ar for 42 hours. After cooling and concentration, the residue was purified via flash chromatography on SiO₂ to give the title compound (0.008g, a 13% yield) as solid. m.p. > 250°C; ¹H NMR (400 MHz, DMSO) δ 2.36 (s, 6H, N(CH₃)₂), 3.93 (m, 2H, CH₂N), 7.24 (d, 1 H, Ar), 7.44 (t, 1H, Ar), 7.74 (d, 1H, Ar), 10.23 (s, 1H, OH), 12.30 (s, 1H, NH); ¹³C NMR (100.6 MHz, DMSO) δ 46.83, 61.38, 119.94, 120.56, 121.00, 126.83, 129.95, 131.75, 137.39, 154.41, 162.54.

Example 5

[0120]

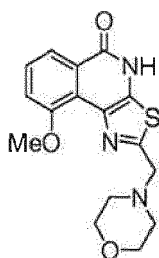
9-Hydroxy-2-(morpholin-4-ylmethyl)[1,3]thiazolo[5,4-c]isoquinolin-5(4H)-one



Step 1

[0121]

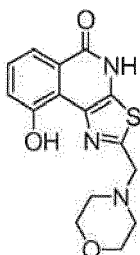
9-Methoxy-2-(morpholinomethyl)thiazolo[5,4-c]isoquinolin-5(4H)-one



[0122] Morpholine (950 μL, 0.011 mmol) was added slowly to solution of 9-methoxythiazolo[5,4-c]isoquinolin-5(4H)-one in 2.6 mL of 37% aqueous formaldehyde and the resulting reaction mixture was refluxed for 7 hours. The reaction was monitored by TLC until all starting material was consumed. After cooling to room temperature, the reaction mixture was partitioned between water and ethyl acetate, the organics were separated, washed with brine, dried over Na₂SO₄ and solvent was evaporated under reduced pressure to produce the title compound as a pale solid. MS (ES⁺) *m/z* 332 (M+H).

Step 2

[0123]

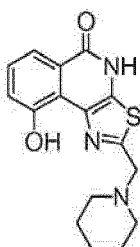
9-Hydroxy-2-(morpholin-4-ylmethyl)[1,3]thiazolo[5,4-c]isoquinolin-5(4H)-one

[0124] The title compound was prepared according to the procedure of Example 4, Step 4, using the product of Step 1 above as the starting material.

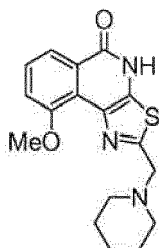
15 MS (ES⁺) *m/z* 318 (M+H).

Example 6

20 [0125]

9-Hydroxy-2-(piperidin-1-ylmethyl)[1,3]thiazolo[5,4-c]isoquinolin-5(4H)-oneStep 1

35 [0126]

9-Methoxy-2-(piperidin-1-ylmethyl)thiazolo[5,4-c]isoquinolin-5(4H)-one

50 [0127] The title compound was prepared according to the procedure of Example 5, Step 1 above except that piperidine was used in place of morpholine.

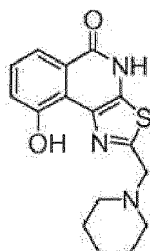
MS (ES⁺) *m/z* 330 (M+H).

Step 2

55 [0128]

9-Hydroxy-2-(piperidin-1-ylmethyl)[1,3]thiazolo[5,4-c]isoquinolin-5(4H)-one

5



10

[0129] The title compound was prepared according to the procedure of Example 5, Step 2 using the product of Step 1 above as the starting material.

15

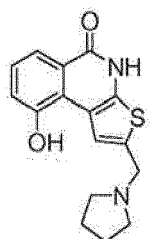
MS (ES⁺) *m/z* 316 (M+H).

Example 7

20

[0130]**9-Hydroxy-2-(pyrrolidin-1-ylmethyl)[1,3]thiazolo[5,4-c]isoquinolin-5(4H)-one**

25



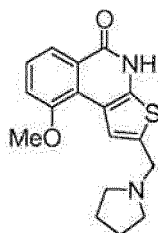
30

Step 1

35

[0131]**9-Methoxy-2-(pyrrolidin-1-ylmethyl)thiazolo[5,4-c]isoquinolin-5(4H)-one**

40



45

[0132] The title compound was prepared according to the procedure of Example 5, Step 1 above except that pyrrolidine was used in place of morpholine.

50

MS (ES⁺) *m/z* 316 (M+H).

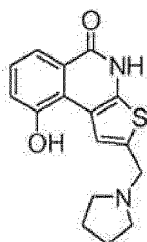
Step 2

55

[0133]

9-Hydroxy-2-(pyrrolidin-1-ylmethyl)[1,3]thiazolo[5,4-c]isoquinolin-5(4H)-one

5



10

[0134] The title compound was prepared according to the procedure of Example 4, Step 4 using the product of Step 1 above as the starting material.

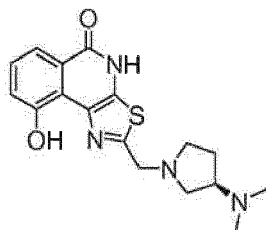
15 MS (ES⁺) *m/z* 302 (M+H).

Example 8

20 **[0135]**

2-[(3*R*)-3-(dimethylamino)pyrrolidin-1-yl]methyl]-9-hydroxy[1,3]thiazolo[5,4-c]isoquinolin-
5(4*H*)-one

25



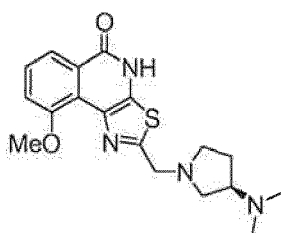
30

Step 1

35 **[0136]**

(*R*)-2-((3-(dimethylamino)pyrrolidin-1-yl)methyl)-9-methoxythiazolo[5,4-c]isoquinolin-5(4*H*)-
one

40



45

50 **[0137]** The title compound was prepared according to the procedure of Example 5, Step 1 above except that (*R*)-*N,N*-dimethylpyrrolidin-3-amine was used in place of morpholine.

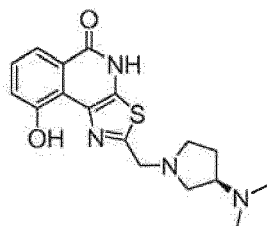
MS (ES⁺) *m/z* 359 (M+H).

Step 2

55

[0138]

2-[[*(3R)*-3-(dimethylamino)pyrrolidin-1-yl]methyl]-9-hydroxy[1,3]thiazolo[5,4-*c*]isoquinolin-5(4*H*)-one



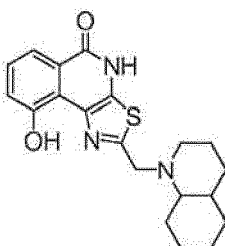
[0139] The title compound was prepared according to the procedure of Example 4, Step 4 using the product of Step 1 above as the starting material.

MS (ES⁺) *m/z* 345 (M+H).

Example 9

[0140]

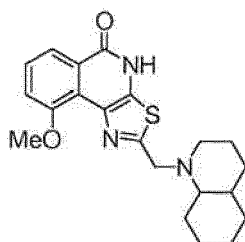
9-Hydroxy-2-(octahydroquinolin-1(2*H*)-ylmethyl)[1,3]thiazolo[5,4-*c*]isoquinolin-5(4*H*)-one



Step 1

[0141]

9-Methoxy-2-((octahydroquinolin-1(2*H*)-yl)methyl)thiazolo[5,4-*c*]isoquinolin-5(4*H*)-one

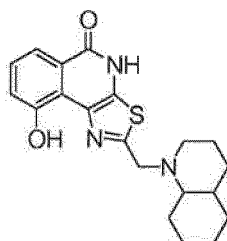


[0142] The title compound was prepared according to the procedure of Example 5, Step 1 above except that decahydroquinoline was used in place of morpholine.

MS (ES⁺) *m/z* 384 (M+H).

Step 2

[0143]

9-Hydroxy-2-(octahydroquinolin-1(2*H*)-ylmethyl)[1,3]thiazolo[5,4-*c*]isoquinolin-5(4*H*)-one

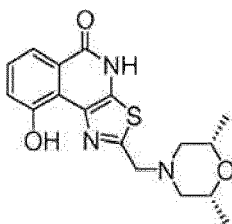
[0144] The title compound was prepared according to the procedure of Example 4, Step 4 using the product of Step 1 above as the starting material.

15 MS (ES⁺) *m/z* 370 (M+H).

Example 10

[0145]

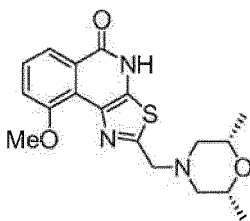
20 2-[(2*R*,6*S*)-2,6-Dimethylmorpholin-4-yl]methyl]-9-hydroxy[1,3]thiazolo[5,4-*c*]isoquinolin-5(4*H*)-one



Step 1

35 [0146]

40 2-(((2*R*,6*S*)-2,6-Dimethylmorpholino)methyl)-9-methoxythiazolo[5,4-*c*]isoquinolin-5(4*H*)-one



[0147] The title compound was prepared according to the procedure of Example 5, Step 1 above except that (2*R*,6*S*)-2,6-dimethylmorpholine was used in place of morpholine.

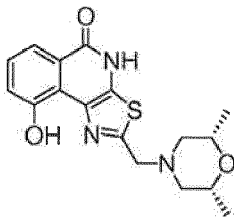
50 MS (ES⁺) *m/z* 360 (M+H).

Step 2

[0148]

55

2-[[*(2R,6S)*-2,6-Dimethylmorpholin-4-yl]methyl]-9-hydroxy[1,3]thiazolo[5,4-*c*]isoquinolin-5(4*H*)-one



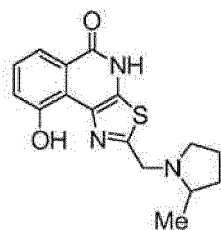
[0149] The title compound was prepared according to the procedure of Example 4, Step 4 using the product of Step 1 above as the starting material.

MS (ES⁺) *m/z* 346 (M+H).

Example 11

[0150]

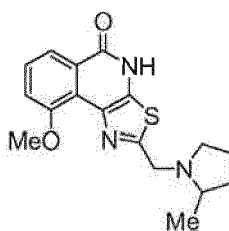
9-Hydroxy-2-[(2-methylpyrrolidin-1-yl)methyl][1,3]thiazolo[5,4-*c*]isoquinolin-5(4*H*)-one



Step 1

[0151]

9-Methoxy-2-[(2-methylpyrrolidin-1-yl)methyl]thiazolo[5,4-*c*]isoquinolin-5(4*H*)-one

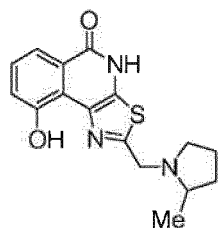


[0152] The title compound was prepared according to Example 5 Step 1 above except that dibenzylamine was used in place of morpholine.

MS (ES⁺) *m/z* 330 (M+H).

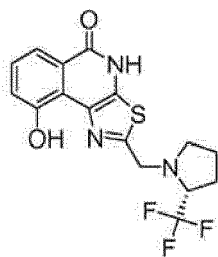
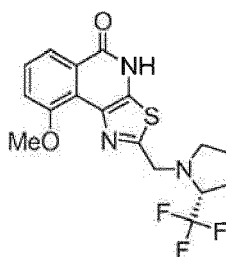
Step 2

[0153]

9-Hydroxy-2-[(2-methylpyrrolidin-1-yl)methyl][1,3]thiazolo[5,4-c]isoquinolin-5(4H)-one

[0154] The title compound was prepared according to the procedure of Example 4, Step 4 using the product of Step 1 above as the starting material.

MS (ES⁺) *m/z* 316 (M+H).

Example 12**[0155]****9-Hydroxy-2-[(2*R*)-2-(trifluoromethyl)pyrrolidin-1-yl]methyl][1,3]thiazolo[5,4-c]isoquinolin-5(4*H*)-one**Step 1**[0156]****(*R*)-9-methoxy-2-[(2-(trifluoromethyl)pyrrolidin-1-yl)methyl]thiazolo[5,4-c]isoquinolin-5(4*H*)-one**

[0157] The title compound was prepared according to the procedure of Example 5, Step 1 above except that (*R*)-2-(trifluoromethyl)pyrrolidine was used in place of morpholine.

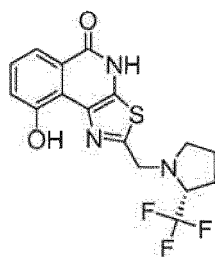
MS (ES⁺) *m/z* 384 (M+H).

Step 2**[0158]**

9-Hydroxy-2-[[*(2R)*-2-(trifluoromethyl)pyrrolidin-1-yl]methyl][1,3]thiazolo[5,4-*c*]isoquinolin-5(4*H*)-one

5

10



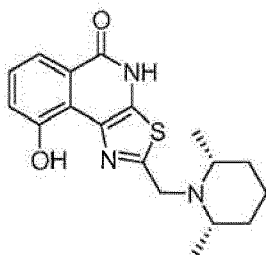
15 **[0159]** The title compound was prepared according to the procedure of Example 4, Step 4 using the product of Step 1 above as the starting material.
MS (ES⁺) *m/z* 370 (M+H).

20 **Example 13**

[0160]

25 **2-[[*(2R,6S)*-2,6-Dimethylpiperidin-1-yl]methyl]-9-hydroxy[1,3]thiazolo[5,4-*c*]isoquinolin-5(4*H*)-one**

30



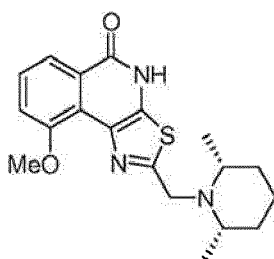
35

Step 1

40 **[0161]**

2-[[*(2S,6R)*-2,6-dimethylpiperidin-1-yl]methyl]-9-methoxythiazolo[5,4-*c*]isoquinolin-5(4*H*)-one

45



50

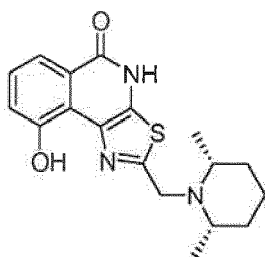
[0162] The title compound was prepared according to the procedure of Example 5, Step 1 above except that (2*S*,6*R*)-2,6-dimethylpiperidine was used in place of morpholine.

55 MS (ES⁺) *m/z* 358 (M+H).

Step 2

[0163]

2-[[[(2*R*,6*S*)-2,6-Dimethylpiperidin-1-yl]methyl]-9-hydroxy[1,3]thiazolo[5,4-*c*]isoquinolin-5(4*H*)-one



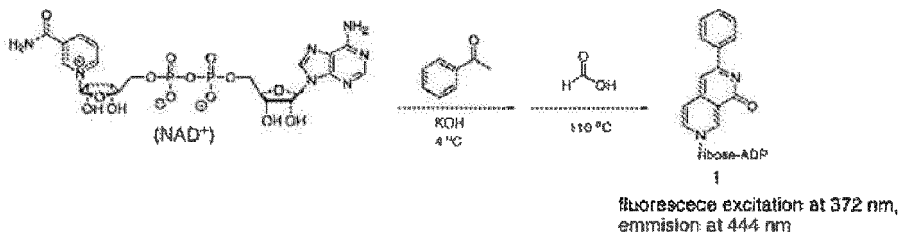
[0164] The title compound was prepared according to Example 4, Step 4 using the product of Step 1 above as the starting material.

MS (ES⁺) *m/z* 344 (M+H).

Example 14

[0165]

Functional Assessment of Human PARP-1 Enzymatic Activity



[0166] Materials and Reagents: hrPARP-1 (human recombinant, Trevigen), Activated DNA (Sigma), 6(5*H*)-phenanthridinone (PND), (Sigma), NAD⁺ (Calbiochem), PARP-1 assay buffer (50 mM Tris, 2 mM MgCl₂, pH 8.0), 20 % acetophenone in EtOH, 2 M KOH 88 % formic acid, 110 °C oven, Flexstation Plate Reader.

[0167] Procedure: Compound plates were prepared by making a series of 1:3 dilutions for each tested compound, 10 steps of each at 20 μL in DMSO starting from a concentration of 5 mM. NAD⁺ (39 μL of a 6.4 μM solution) were added to each well of a 96-well flat bottom fluorescent assay plate. Test compound (1 μL) was added to each well. To initiate the reaction, 10 μL of PARP (contains 5U of PARP and 75 μg/mL activated DNA) was added with a final 1U hrPARP-1, 15 μg/mL activated DNA and 5 μM of NAD⁺. The highest concentration used for test compounds was 100 μM. The plates were incubated at room temperature on a shaker. After 20 min, 20 μL of 2 M KOH and 20 μL of 20 % acetophenone were added. The plate was incubated 10 min. at 4 °C, and 90 μL of 88% formic acid was added. After incubating in a 110 °C oven for 5 min, the plate was cooled to room temperature and read of a Flexstation Plate Reader (excitation at 360 nm, emission at 445 nm).

[0168] Analysis of Results: LSW data analysis software was used to generate PARP-1 IC₅₀s. The results are presented in Table 1.

Table 1

EXAMPLE #	IC ₅₀ (nM)
1	378
2	414

(continued)

EXAMPLE #	IC ₅₀ (nM)
3	358
4	99
5	18.3
6	1366
7	111
8	223
9	2448
10	3088
11	747
12	3505
13	1500

[0169] When ranges are used herein for physical properties, such as molecular weight, or chemical properties, such as chemical formulae, all combinations and subcombinations of ranges specific embodiments therein are intended to be included.

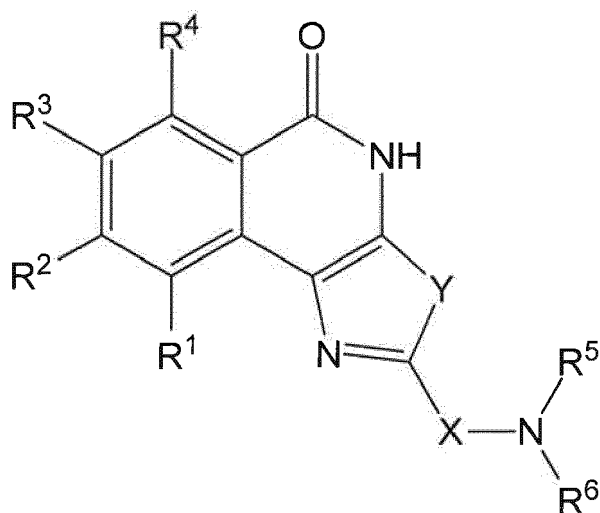
[0170] The disclosures of each patent, patent application and publication cited or described in this document are hereby incorporated herein by reference, in its entirety.

[0171] Those skilled in the art will appreciate that numerous changes and modifications can be made to the preferred embodiments of the invention and that such changes and modifications can be made without departing from the spirit of the invention. It is, therefore, intended that the appended claims cover all such equivalent variations as fall within the true spirit and scope of the invention.

Embodiments

[0172]

1. A compound of Formula I:



Formula I

wherein:

EP 2 896 626 A1

X is C₁-C₉ alkylene, C₂-C₉ alkenylene, or C₂-C₉ alkynylene;

Y is O or S;

R¹, R², R³, and R⁴ are independently selected from hydrogen, d-C₆ alkyl, halogen, hydroxy, NH₂, CN, CrC₆ perfluoroalkyl, CO₂H, OR⁷, COOR⁷, or NHR⁷;

R⁵ and R⁶ are each, independently, hydrogen, C₁-C₆ alkyl, C₂-C₄ alkenyl, C₃-C₇ cycloalkyl, phenyl, or benzyl, wherein the alkyl, alkenyl and rings of the cycloalkyl, phenyl and benzyl groups are optionally substituted with one or more groups independently selected from hydroxy, C₁-C₄ alkoxy, -CO₂H, C₁-C₆ alkoxy carbonyl, NH₂, C₁-C₆ mono- or dialkylamino, or halogen; or

R⁵ and R⁶ together with the nitrogen to which they are attached form a saturated, partially unsaturated, or unsaturated 3 to 12 membered monocyclic or bicyclic heterocyclic ring optionally comprising from one to three additional ring heteroatoms independently selected from N, O, or S, the remainder of the ring atoms being carbon atoms;

R⁷ is C₁-C₆ alkyl, C₂-C₆ alkenyl, or C₃-C₇ cycloalkyl wherein the alkyl, alkenyl, and rings of the cycloalkyl are optionally substituted with one or more groups independently selected from hydroxy, C₁-C₄ alkoxy, -CO₂H, C₁-C₆ alkoxy carbonyl, NH₂, C₁-C₆ mono- or dialkylamino, or halogen; or a pharmaceutically acceptable salt form thereof.

2. A compound having Formula I of embodiment 1 wherein:

X is C₁-C₉ alkylene, C₂-C₉ alkenylene, or C₂-C₉ alkynylene;

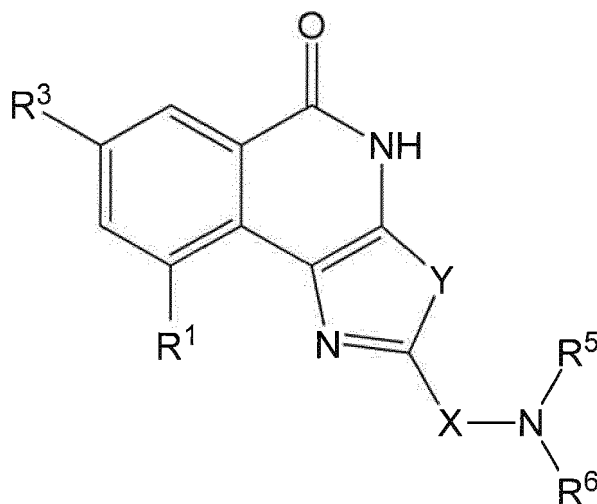
Y is O or S;

R¹, R², R³, and R⁴ are, independently, hydrogen, halogen, hydroxy, NH₂, C₁-C₆ alkoxy, CN, or C₁-C₆ perfluoroalkyl;

R⁵ and R⁶ are each, independently, hydrogen, CrC₆ alkyl, C₂-C₄ alkenyl, C₃-C₇ cycloalkyl, phenyl, or benzyl or

R⁵ and R⁶ together with the nitrogen to which they are attached form a saturated, partially unsaturated, or unsaturated 3 to 12 membered monocyclic or bicyclic heterocyclic ring optionally comprising from one to three additional ring heteroatoms independently selected from N, O, or S, the remainder of the ring atoms being carbon atoms; or a pharmaceutically acceptable salt form thereof.

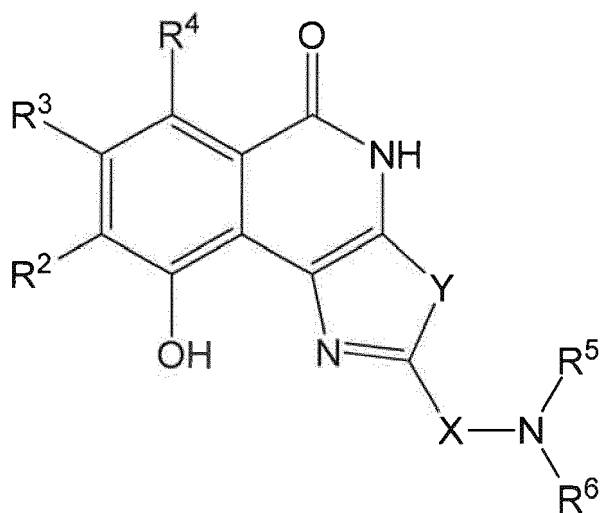
3. A compound of embodiment 1 or embodiment 2 having Formula II:



Formula II

or a pharmaceutically acceptable salt form thereof.

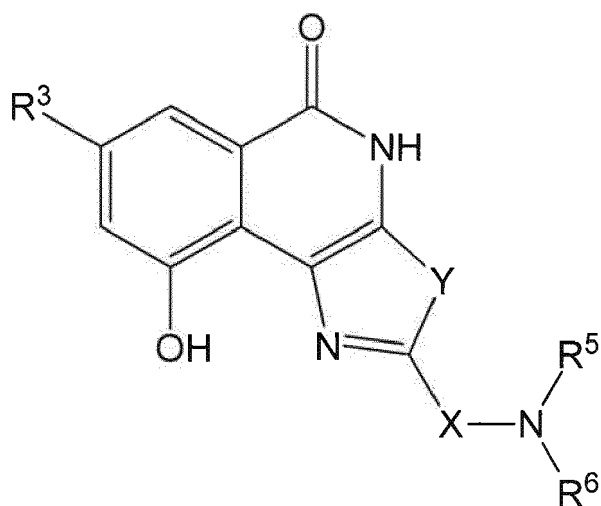
4. A compound of embodiment 1 or embodiment 2 having Formula III:



Formula III

20 or a pharmaceutically acceptable salt form thereof.

5. A compound of embodiment 1 or embodiment 2 having Formula IV:



Formula IV

or a pharmaceutically acceptable salt form thereof.

45 6. A compound of embodiment 5 wherein R³ is halogen or hydrogen.

7. A compound of embodiment 6 wherein R³ is hydrogen.

8. A compound of any one of embodiments 1 to 7 wherein X is C₁-C₃ alkylene, C₂-C₃ alkenylene, or C₂-C₃ alkynylene.

9. A compound of any one of embodiments 1 to 7 wherein Y is O.

10. A compound of any one of embodiments 1 to 7 wherein Y is S.

55 11. A compound of any one of embodiments 1 to 10 wherein R⁵ and R⁶ are each, independently, C₁-C₆ alkyl.

12. A compound of any one of embodiments 1 to 10 wherein R⁵ and R⁶ together with the nitrogen to which they are attached form a saturated monocyclic heterocyclic ring optionally comprising from one to three additional ring hetero-

oatoms selected from N, O, or S, the remainder of the ring atoms being carbon atoms.

13. A compound of any one of embodiments 1 to 12 wherein R⁵ and R⁶ together with the nitrogen to which they are attached form piperidine, morpholine, pyrrolidine, homopiperidine, aziridine, or azetidine.

14. A compound of any one of embodiments 1 to 13 wherein X is C₂-C₃ alkynylene.

15. A compound of any one of embodiments 1 to 7 wherein:

Y is S;
X is C₁-C₃ alkylene; and
R⁵ and R⁶ are each, independently, C₁-C₆ alkyl.

16. A compound of any one of embodiments 1 to 7 wherein:

Y is O;
X is C₁-C₃ alkylene; and
R⁵ and R⁶ are each, independently, C₁-C₆ alkyl.

17. A compound of embodiment 1 that is:

2-[(Dimethylamino)methyl][1,3]thiazolo[5,4-c]isoquinolin-5(4H)-one; 2-[3-(Dimethylamino)prop-1-yn-1-yl][1,3]thiazolo[5,4-c]isoquinolin-5(4H)-one; 2-(2-(Dimethylamino)ethyl)thiazolo[5,4-c]isoquinolin-5(4H)-one; 2-((Dimethylamino)methyl)-9-hydroxythiazolo[5,4-c]isoquinolin-5(4H)-one; 9-Hydroxy-2-(morpholin-4-ylmethyl)[1,3]thiazolo[5,4-c]isoquinolin-5(4H)-one; 9-Hydroxy-2-(piperidin-1-ylmethyl)[1,3]thiazolo[5,4-c]isoquinolin-5(4H)-one; 9-Hydroxy-2-(pyrrolidin-1-ylmethyl)[1,3]thiazolo[5,4-c]isoquinolin-5(4H)-one; 2-[(3R)-3-(dimethylamino)pyrrolidin-1-yl]methyl-9-hydroxy[1,3]thiazolo[5,4-c]isoquinolin-5(4H)-one; 9-Hydroxy-2-(octahydroquinolin-1(2H)-ylmethyl)[1,3]thiazolo[5,4-c]isoquinolin-5(4H)-one; 2-[(2R,6S)-2,6-Dimethylmorpholin-4-yl]methyl-9-hydroxy[1,3]thiazolo[5,4-c]isoquinolin-5(4H)-one; 9-Hydroxy-2-[(2-methylpyrrolidin-1-yl)methyl][1,3]thiazolo[5,4-c]isoquinolin-5(4H)-one; 9-Hydroxy-2-[(2R)-2-(trifluoromethyl)pyrrolidin-1-yl]methyl[1,3]thiazolo[5,4-c]isoquinolin-5(4H)-one; and 2-[(2R,6S)-2,6-Dimethylpiperidin-1-yl]methyl-9-hydroxy[1,3]thiazolo[5,4-c]isoquinolin-5(4H)-one; or a pharmaceutically acceptable salt form thereof.

18. A pharmaceutical composition comprising a pharmaceutically acceptable effective amount of a compound of any one of embodiments 1 to 17 and a pharmaceutically acceptable carrier.

19. A method for inhibiting poly(ADP-ribose) polymerase in a subject comprising administering to the subject an effective amount of a compound of any one of embodiments 1 to 17 to inhibit poly(ADP-ribose) polymerase in the subject.

20. A method for inhibiting neuronal cell death in a subject comprising administering to the subject an effective amount of a compound of any one of embodiments 1 to 17 to inhibit neuronal cell death in the subject.

21. A method of treating damage due to ischemia and reperfusion in a subject comprising administering to the subject an effective amount of a compound of any one of embodiments 1 to 17 to treat damage due to ischemia and reperfusion in the subject.

22. A method of treating degenerative disease associated with poly(ADP-ribose) activity in a subject comprising administering to the subject an effective amount of a compound any one of embodiments 1 to 17 to treat degenerative disease in the subject.

23. A method of treating inflammation associated with poly(ADP-ribose) activity in a subject comprising administering to the subject an effective amount of a compound of any one of embodiments 1 to 17 to treat inflammation in the subject.

24. A method of treating cancers associated with poly(ADP-ribose) activity in a subject comprising administering to

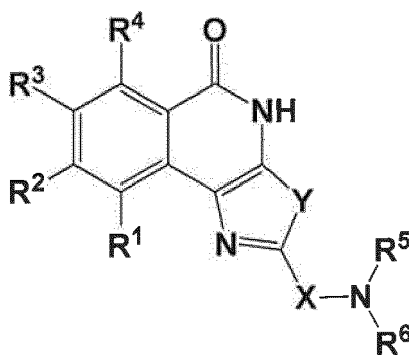
the subject an effective amount of a compound of any one of embodiments 1 to 17 to treat cancer in the subject.

25. A compound of Formula I as defined in any one of embodiments 1 to 17 for use in the inhibition of poly(ADP-ribose)polymerase, the inhibition of neuronal cell death, the treatment of damage due to ischemia and reperfusion, the treatment of degenerative disease associated with poly(ADP-ribose) activity, the treatment of inflammation associated with poly(ADP-ribose) activity or the treatment of cancers associated with poly(ADP-ribose) activity in a subject.

26. The use of a compound as defined in any one of embodiments 1 to 17 in the treatment of damage due to ischemia and reperfusion, the treatment of degenerative disease associated with poly(ADP-ribose) activity, the treatment of inflammation associated with poly(ADP-ribose) activity or the treatment of cancers associated with poly(ADP-ribose) activity in a subject.

Claims

1. A compound of Formula I:



Formula I

wherein:

X is C₁-C₉ alkylene, C₂-C₉ alkenylene, or C₂-C₉ alkynylene;

Y is O or S;

R¹ is hydrogen, hydroxy, or OR⁷;

R², R³, and R⁴ are independently hydrogen;

R⁵ and R⁶ are each, independently, C₁-C₆ alkyl, wherein the alkyl is optionally substituted with one or more groups selected from hydroxy, C₁-C₄ alkoxy, -CO₂H, C₁-C₆ alkoxy carbonyl, NH₂, C₁-C₆ mono- or dialkylamino, and halogen; or

R⁵ and R⁶ together with the nitrogen to which they are attached form a saturated, partially unsaturated, or unsaturated 3 to 12 membered monocyclic or bicyclic heterocyclic ring optionally comprising from one to three additional ring heteroatoms selected from N, O, and S, and the remainder of the ring atoms are carbon atoms; and R⁷ is C₁-C₆ alkyl, C₂-C₆ alkenyl, or C₃-C₇ cycloalkyl wherein the alkyl, alkenyl, and rings of the cycloalkyl are optionally substituted with one or more groups selected from hydroxy, C₁-C₄ alkoxy, -CO₂H, C₁-C₆ alkoxy carbonyl, NH₂, C₁-C₆ mono- or dialkylamino, and halogen; or a pharmaceutically acceptable salt form thereof.

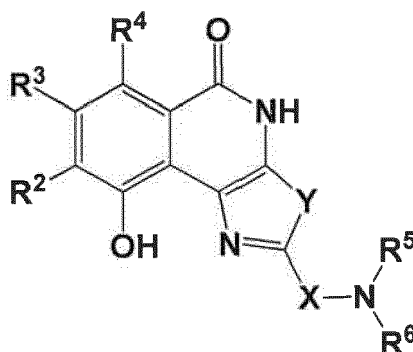
2. The compound of claim 1, wherein R¹ is hydrogen or hydroxy.

3. The compound of claim 1 or 2, wherein X is C₁-C₃ alkylene, C₂-C₃ alkenylene, or C₂-C₃ alkynylene.

4. The compound of any one of claims 1 to 3, wherein Y is O.

5. The compound of any one of claims 1 to 3, wherein Y is S.

6. The compound any one of claims 1 to 5, wherein R⁵ and R⁶ are each, independently, C₁-C₆ alkyl.
7. The compound of any one of claims 1 to 5, wherein R⁵ and R⁶ together with the nitrogen to which they are attached form a saturated monocyclic heterocyclic ring optionally comprising from one to three additional ring heteroatoms selected from N, O, and S, and the remainder of the ring atoms are carbon atoms.
8. The compound of claim 7, wherein R⁵ and R⁶ together with the nitrogen to which they are attached form piperidine, morpholine, pyrrolidine, homopiperidine, aziridine, or azetidine.
9. The compound of any one of claims 1 to 8, having Formula III:



Formula III

or a pharmaceutically acceptable salt form thereof.

10. The compound of any one of claims 1 to 8, wherein R¹ is hydrogen.

11. The compound of claim 1 that is:

2-[(Dimethylamino)methyl][1,3]thiazolo[5,4-c]isoquinolin-5(4H)-one;
 2-[3-(Dimethylamino)prop-1-yn-1-yl][1,3]thiazolo[5,4-c]isoquinolin-5(4H)-one;
 2-(2-(Dimethylamino)ethyl)thiazolo[5,4-c]isoquinolin-5(4H)-one;
 2-[(Dimethylamino)methyl]-9-hydroxythiazolo[5,4-c]isoquinolin-5(4H)-one;
 9-Hydroxy-2-(morpholin-4-ylmethyl)[1,3]thiazolo[5,4-c]isoquinolin-5(4H)-one;
 9-Hydroxy-2-(piperidin-1-ylmethyl)[1,3]thiazolo[5,4-c]isoquinolin-5(4H)-one;
 9-Hydroxy-2-(pyrrolidin-1-ylmethyl)[1,3]thiazolo[5,4-c]isoquinolin-5(4H)-one;
 2-[(3R)-3-(dimethylamino)pyrrolidin-1-yl]methyl]-9-hydroxy[1,3]thiazolo[5,4-c]isoquinolin-5(4H)-one;
 9-Hydroxy-2-(octahydroquinolin-1(2H)-ylmethyl)[1,3]thiazolo[5,4-c]isoquinolin-5(4H)-one;
 2-[(2R,6S)-2,6-Dimethylmorpholin-4-yl]methyl]-9-hydroxy[1,3]thiazolo[5,4-c]isoquinolin-5(4H)-one;
 9-Hydroxy-2-[(2-methylpyrrolidin-1-yl)methyl][1,3]thiazolo[5,4-c]isoquinolin-5(4H)-one;
 9-Hydroxy-2-[(2R)-2-(trifluoromethyl)pyrrolidin-1-yl]methyl][1,3]thiazolo[5,4-c]isoquinolin-5(4H)-one; or
 2-[(2R,6S)-2,6-Dimethylpiperidin-1-yl]methyl]-9-hydroxy[1,3]thiazolo[5,4-c]isoquinolin-5(4H)-one;
 or a pharmaceutically acceptable salt form thereof.

12. A pharmaceutical composition comprising a pharmaceutically acceptable effective amount of a compound of any one of claims 1 to 11 and a pharmaceutically acceptable carrier.

13. A compound of any one of claims 1 to 11 for use in a method for treating a disease associated with inhibiting poly(ADP-ribose).

14. A compound of any one of claims 1 to 11 for use in a method for treating and/or reducing damage due to ischemia.

15. The compound for use of claim 14, wherein the damage due to ischemia is associated with stroke, cerebral or spinal trauma, epileptic events, cerebral damage due to cardiac arrest, prolonged hypotension, cardiopathies, damage to kidney, damage to liver, damage to intestine, or damage to skeletal musculature.



EUROPEAN SEARCH REPORT

Application Number
EP 14 18 5672

5

10

15

20

25

30

35

40

45

50

55

DOCUMENTS CONSIDERED TO BE RELEVANT			
Category	Citation of document with indication, where appropriate, of relevant passages	Relevant to claim	CLASSIFICATION OF THE APPLICATION (IPC)
A	WO 02/36599 A1 (SMITHKLINE BEECHAM PLC [GB]; PELLICCIARI ROBERTO [IT]; MORONI FLAVIO []) 10 May 2002 (2002-05-10) * claims 1, 10 * * page 18 * * examples *	1-15	INV. C07D513/04 A61K31/4745 A61K31/5377 A61P9/10
A	----- WO 2007/149907 A2 (ABBOTT LAB [US]; PENNING THOMAS D [US]; THOMAS SHEELA A [US]; HAJDUK P) 27 December 2007 (2007-12-27) * claim 1 * * page 14 - page 17 * * examples *	1-15	
A	----- WERMUTH C G: "MOLECULAR VARIATIONS BASED ON ISOSTERIC REPLACEMENTS", PRACTICE OF MEDICINAL CHEMISTRY, XX, XX, 1996, pages 203-237, XP002190259, * page 211 *	1-15	
L	----- EP 2 303 895 B1 (WYETH LLC [US] PELLICCIARI ROBERTO [IT]; MORONI FLAVIO [IT]) 24 September 2014 (2014-09-24) * claim 13 * -----	13	
The present search report has been drawn up for all claims			TECHNICAL FIELDS SEARCHED (IPC) C07D
Place of search Munich		Date of completion of the search 8 April 2015	Examiner Miniejew, Catherine
CATEGORY OF CITED DOCUMENTS X : particularly relevant if taken alone Y : particularly relevant if combined with another document of the same category A : technological background O : non-written disclosure P : intermediate document T : theory or principle underlying the invention E : earlier patent document, but published on, or after the filing date D : document cited in the application L : document cited for other reasons & : member of the same patent family, corresponding document			

EPO FORM 1503 03.02 (P04C01)

ANNEX TO THE EUROPEAN SEARCH REPORT
ON EUROPEAN PATENT APPLICATION NO.

EP 14 18 5672

5

This annex lists the patent family members relating to the patent documents cited in the above-mentioned European search report. The members are as contained in the European Patent Office EDP file on
The European Patent Office is in no way liable for these particulars which are merely given for the purpose of information.

08-04-2015

10

15

20

25

30

35

40

45

50

55

Patent document cited in search report	Publication date	Patent family member(s)	Publication date
WO 0236599 A1	10-05-2002	AT 444298 T	15-10-2009
		AU 1257502 A	15-05-2002
		EP 1332147 A1	06-08-2003
		EP 1464646 A1	06-10-2004
		ES 2332588 T3	09-02-2010
		JP 4417622 B2	17-02-2010
		JP 2004520273 A	08-07-2004
		US 2004082789 A1	29-04-2004
		US 2006094746 A1	04-05-2006
		US 2011237617 A1	29-09-2011
		WO 0236599 A1	10-05-2002
WO 2007149907 A2	27-12-2007	CA 2655561 A1	27-12-2007
		CN 101506214 A	12-08-2009
		EP 2069351 A2	17-06-2009
		JP 5284955 B2	11-09-2013
		JP 2009541346 A	26-11-2009
		US 2008015182 A1	17-01-2008
		US 2009298858 A1	03-12-2009
		WO 2007149907 A2	27-12-2007
EP 2303895 B1	24-09-2014	AR 072265 A1	18-08-2010
		AU 2009260060 A1	23-12-2009
		CA 2728454 A1	23-12-2009
		DK 2303895 T3	12-01-2015
		EP 2303895 A1	06-04-2011
		ES 2530815 T3	05-03-2015
		JP 5564495 B2	30-07-2014
		JP 2011525185 A	15-09-2011
		JP 2014122242 A	03-07-2014
		TW 201002725 A	16-01-2010
		US 2009318442 A1	24-12-2009
		US 2013059843 A1	07-03-2013
WO 2009155402 A1	23-12-2009		

EPO FORM P0459

For more details about this annex : see Official Journal of the European Patent Office, No. 12/82

REFERENCES CITED IN THE DESCRIPTION

This list of references cited by the applicant is for the reader's convenience only. It does not form part of the European patent document. Even though great care has been taken in compiling the references, errors or omissions cannot be excluded and the EPO disclaims all liability in this regard.

Non-patent literature cited in the description

- *Pharmacological Research*, July 2005, vol. 52 (1), 109-118 [0003]
- **JACQUES et al.** Enantiomers, Racemates and Resolutions. Wiley Interscience, 1981 [0072]
- **WILEN, S.H. et al.** Tetrahedron. 1977, vol. 33, 2725 [0072]
- **ELIEL, E.L.** Stereochemistry of Carbon Compounds. McGraw-Hill, 1962 [0072]
- **WILEN, S.H.** Tables of Resolving Agents and Optical Resolutions. Univ. of Notre Dame Press, 1972, 268 [0072]
- **YAMAGUCHI K. et al.** *Bioorg, Med. Chem. Lett.*, 1999, vol. 9, 957-960 [0075]
- Remington's Pharmaceutical Sciences. Mack Publishing Company, 1985 [0076]
- Design of Prodrugs. Elsevier, 1985 [0083]
- Methods in Enzymology. Academic Press, 1985, vol. 4 [0083]
- Design and Application of Prodrugs, Textbook of Drug Design and Development. 1991, 113-191 [0083]
- **BUNDGAARD et al.** *Journal of Drug Delivery Reviews*, 1992, vol. 8, 1-38 [0083]
- **BUNDGAARD.** *J. of Pharmaceutical Sciences*, 1988, vol. 77, 285 [0083]
- Prodrugs as Novel Drug Delivery Systems. American Chemical Society, 1975 [0083]
- **YAMAGUCHI K. et al.** *Biorg. Med. Chem. Lett.*, 1999, vol. 9 (7), 957-960 [0087] [0094]
- **KINAST G. et al.** *Angew. Chem. Int. Ed. Engl.*, 1976, vol. 15 (4), 239-240 [0091]
- **BOHME H. et al.** *Chem. Ber.*, 1960, vol. 93, 1305 [0091]
- *J. Org. Chem.*, 2001, vol. 66, 6323-6332 [0110]
- *Eur. J. Med. Chem.*, 2004, vol. 39, 867-872 [0112]

摘要

本發明涉及取代的噻唑基和噁唑基異喹哪啶作為，例如，聚（ADP-核糖）聚合酶（PARP）的調節劑。本發明還涉及製備取代的噻唑基和噁唑基異喹哪啶的方法以及它們用於治療各種疾病和失調的用途。