



US00D43772S

(12) **United States Design Patent** (10) **Patent No.:** **US D437,772 S**
Erwin (45) **Date of Patent:** **** Feb. 20, 2001**

(54) **MOUNTING BRACKET FOR RAILING**

Primary Examiner—Holly Baynham
(74) *Attorney, Agent, or Firm*—Gardner & Groff, P.C.

(75) **Inventor:** **Ronald D. Erwin**, Fayetteville, GA (US)

(57) **CLAIM**

(73) **Assignee:** **Erwin Industries, Inc.**, Peachtree City, GA (US)

I claim the ornamental design for a mounting bracket for railing, as shown.

(**) **Term:** **14 Years**

DESCRIPTION

(21) **Appl. No.:** **29/117,143**

FIG. 1 is a perspective illustration of a mounting bracket for railing according to a preferred form of the invention.

(22) **Filed:** **Jan. 19, 2000**

FIG. 2 is a top elevation view of the mounting bracket for railing of FIG. 1 (with a bottom view being substantially identical).

(51) **LOC (7) Cl.** **08-05**

(52) **U.S. Cl.** **D8/354**

FIG. 3 is a side view of the mounting bracket for railing of FIG. 1.

(58) **Field of Search** D8/354, 349, 363; 248/300, 200, 27.1

FIG. 4. is a front view of the mounting bracket for railing of FIG. 1; and,

(56) **References Cited**

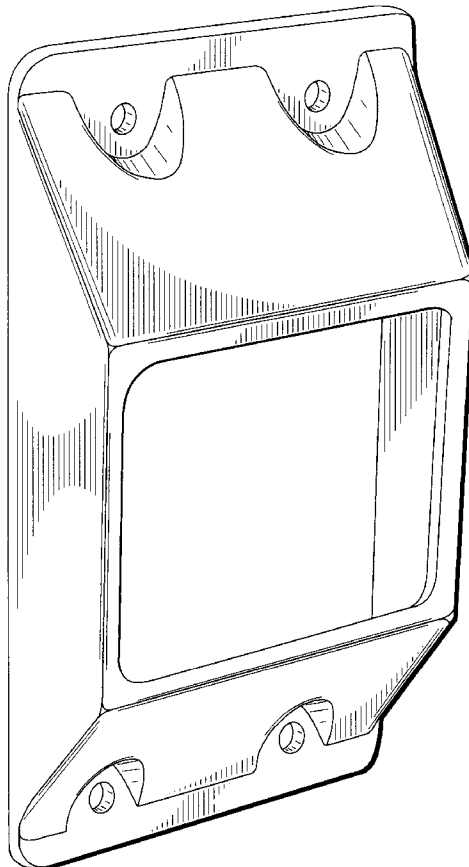
U.S. PATENT DOCUMENTS

D. 368,850 * 4/1996 Coppedge et al. D8/373
5,467,947 * 11/1995 Quilling, II 248/27.1

FIG. 5. is a rear view of the mounting bracket for railing of FIG. 1.

* cited by examiner

1 Claim, 3 Drawing Sheets



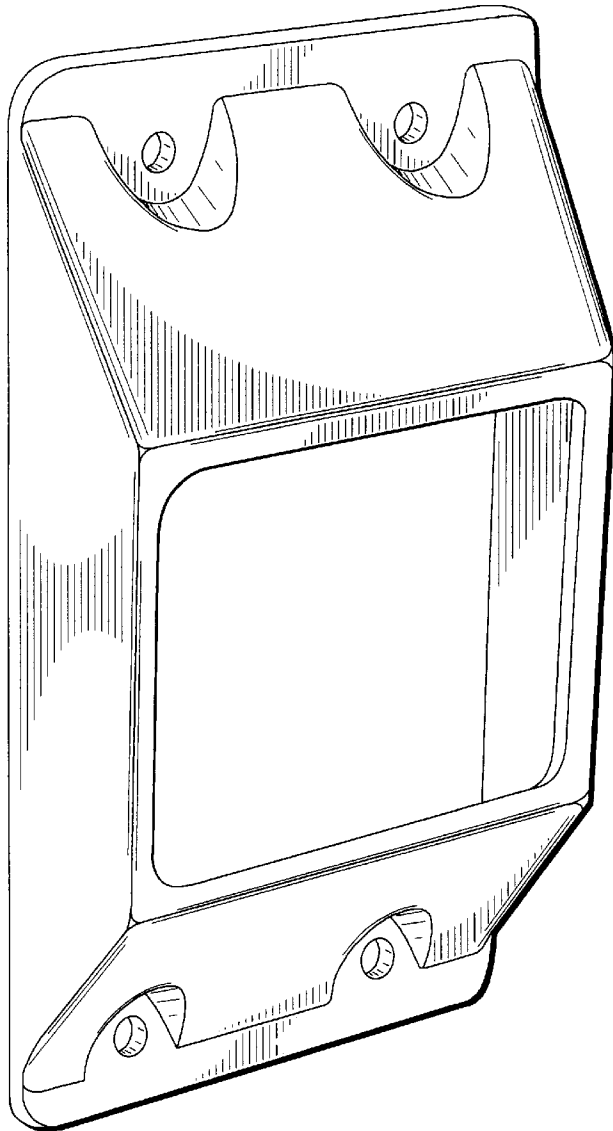


FIG. 1

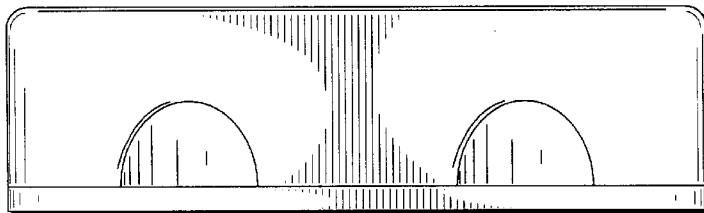


FIG. 2




FIG. 3




FIG. 4




FIG. 5