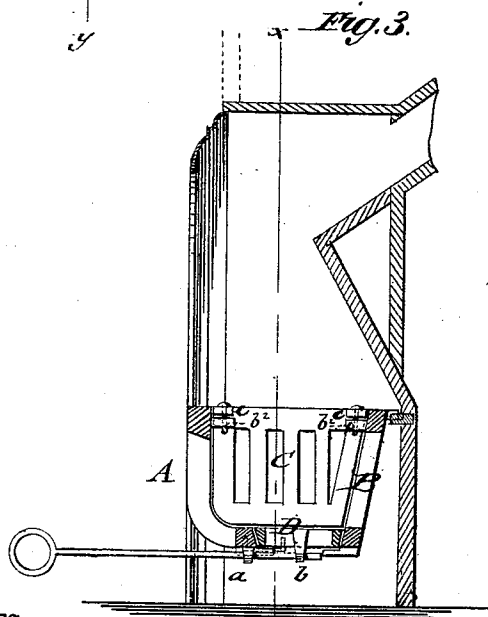
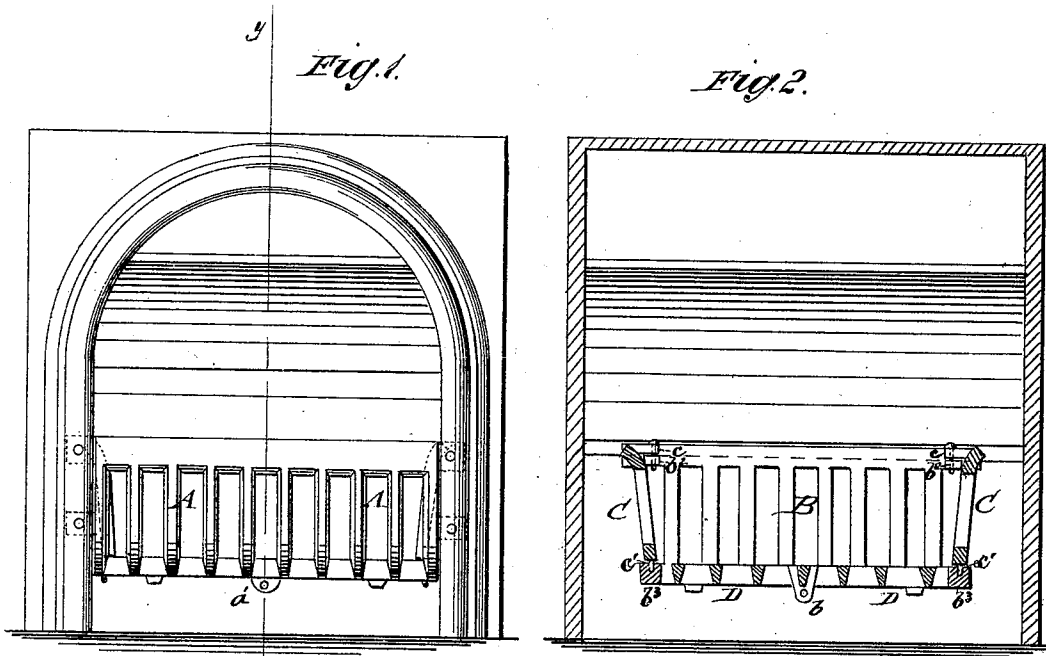



H. T. SIMONS.
Basket-Grate.

No. 200,095.

Patented Feb. 5, 1878.



WITNESSES:
Francis Mc Ardle.
C. Sedgwick



INVENTOR:
H. T. Simons
BY *Wm. H. Hunt*
ATTORNEYS.

UNITED STATES PATENT OFFICE.

HOWARD T. SIMONS, OF CAMBRIDGE, OHIO.

IMPROVEMENT IN BASKET-GRATES.

Specification forming part of Letters Patent No. **200,095**, dated February 5, 1878; application filed January 2, 1878.

To all whom it may concern:

Be it known that I, H. T. SIMONS, of Cambridge, Guernsey county, in the State of Ohio, have invented an Improvement in Basket-Grates, of which the following is a specification:

Figure 1 of drawing is a front view; Fig. 2, a vertical longitudinal section; Fig. 3, a vertical transverse section. Fig. 4 is a detail view.

The invention will first be described in connection with the drawing, and then pointed out in the claims.

A represents the front, B the back, C C the ends, and D the bottom, of a basket-grate. The back B is provided with rear lugs b^1 , that are seated in notches of the wall-plate B', so as to allow a space for an up-draft of air behind the grate, while the ends C C are placed far enough from the chimney-walls for the same purpose, to allow the well-known draft all around the grate to take dust and ashes up the chimney whenever the bottom is shaken. The ends C C are provided with apertured lugs c , that overlap corresponding apertured lugs a b^2 on the back and front, while they have a pin, c' , at the bottom, that passes into a hole in the extension b^3 from the bottom rail of the back.

The back and ends being inclined inwardly

toward the bottom, while the latter reciprocates, the usual up-draft is readily obtained.

The mode of connecting the back with the recessed bar, that is fastened to the wall by the offsetted lugs on the top rail of the back, makes a cheap, easy, and detachable connection, while the use of the bottom pin on the ends C C in an extension of the rear rail of the back, together with the lapping lugs at the top, secures the parts very effectively together, and yet admits of their ready separation or replacement.

What I claim as new, and desire to secure by Letters Patent, is—

1. A basket-grate consisting of bottom, front, back, and end sections, the latter hung detachably in front and back sections by means of overlapping lugs and pins at the top, and a bottom pin of the end pieces fitting into a forward extension of the rear rail of the back, as shown and described.

2. The offset lugs on the rear of the top rail of the back, in combination with the recessed bar let into the rear wall of the chimney, as and for the purpose specified.

HOWARD T. SIMONS.

Witnesses:

JOHN H. SARCHET,
WM. E. BODEN.