

[54] COMBINED TOY BUS AND FIGURINES

4,430,827 2/1984 Rice et al. 446/269
4,723,930 2/1988 Freese et al. 446/268

[75] Inventors: Augusto A. Picozza, Johnston;
Lawrence O. Freese, Providence,
both of R.I.; Rino Conti, Stoughton,
Mass.

[73] Assignee: Dart Industries Inc., Deerfield, Ill.

[**] Term: 14 Years

[21] Appl. No.: 80,374

[22] Filed: Jul. 31, 1987

[52] U.S. Cl. D21/128; D21/168

[58] Field of Search D21/59, 71, 73, 74,
D21/76, 78, 108, 109, 124, 128, 129, 134, 135,
136, 139, 140, 141, 150, 161, 168; 446/88, 85,
93, 94, 95, 124, 127, 268, 269, 275

[56] References Cited

U.S. PATENT DOCUMENTS

D. 219,931	2/1971	Fogarty et al.	D21/140
D. 231,665	5/1974	Spiegel	D21/140
D. 241,044	8/1976	Daenen	D21/168
D. 248,178	6/1978	Tapdrup	D21/168
D. 256,819	9/1980	Shiraishi	D21/140
3,768,197	10/1973	Shimamura	D21/168

OTHER PUBLICATIONS

Sears Wish Book, 1980, p. 606, Toy Bus at center of page.

Playthings, Aug. 1983, p. 33, Play Family School Bus, bottom right hand corner of page.

Primary Examiner—Charles A. Rademaker

Assistant Examiner—Alicia A. Farrell


Attorney, Agent, or Firm—Russell L. McIlwain

[57] CLAIM

The ornamental design for a combined toy bus and figurines, as shown and described.

DESCRIPTION

FIG. 1 is a right side perspective view of a combined toy bus and figurines showing our new design; FIG. 2 is a front elevational view thereof; FIG. 3 is a rear elevational view thereof; FIG. 4 is a top plan view thereof; FIG. 5 is a bottom plan view thereof; FIG. 6 is a cross-sectional view thereof taken substantially along the line 6—6 of FIG. 4; and FIG. 7 is a left side elevational view thereof.



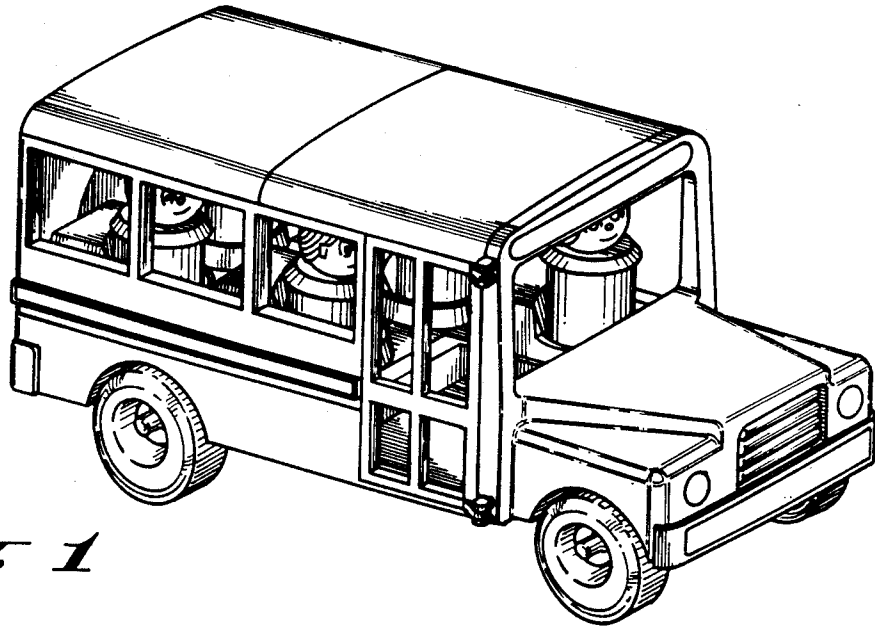


Fig. 1




Fig. 2

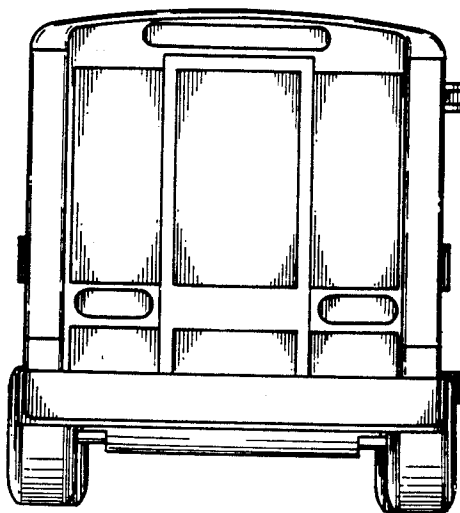


Fig. 3

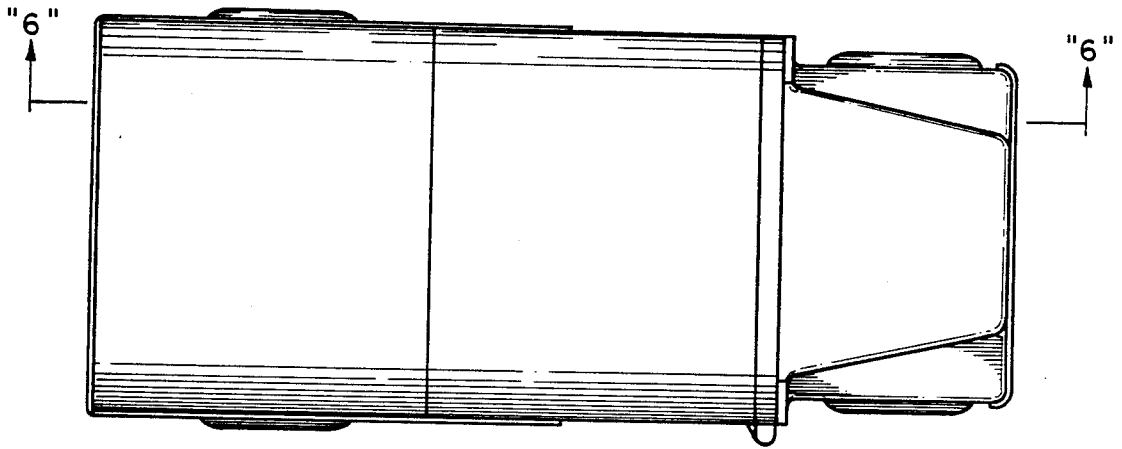


Fig. 4

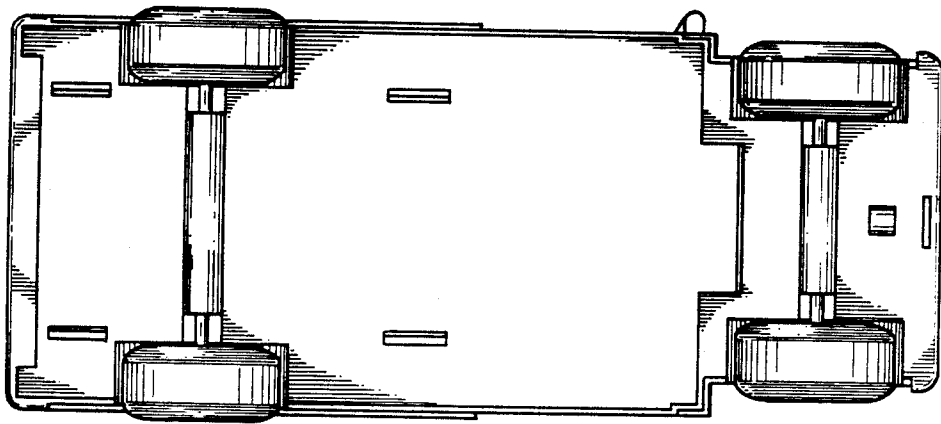


Fig. 5




Fig. 6




Fig. 7