

(12) STANDARD PATENT
(19) AUSTRALIAN PATENT OFFICE

(11) Application No. **AU 2006279868 B2**

- (54) Title
Method and apparatus for simultaneous communication utilizing multiple wireless communication systems
- (51) International Patent Classification(s)
H04W 36/14 (2009.01) **H04W 88/06** (2009.01)
H04W 76/04 (2009.01)
- (21) Application No: **2006279868** (22) Date of Filing: **2006.08.10**
- (87) WIPO No: **WO07/021951**
- (30) Priority Data
- (31) Number (32) Date (33) Country
60/707,210 **2005.08.10** **US**
- (43) Publication Date: **2007.02.22**
(44) Accepted Journal Date: **2011.02.17**
- (71) Applicant(s)
Qualcomm Incorporated
- (72) Inventor(s)
Walton, Jay Rodney;Dravida, Subrahmanyam;Surineni, Shravan K.
- (74) Agent / Attorney
Madderns Patent & Trade Mark Attorneys, First Floor 64 Hindmarsh Square, Adelaide, SA, 5000
- (56) Related Art
US 2004/0002330
US 2004/0027408

(19) World Intellectual Property Organization
International Bureau



(43) International Publication Date
22 February 2007 (22.02.2007)

PCT

(10) International Publication Number
WO 2007/021951 A3

(51) International Patent Classification:

H04Q 7/32 (2006.01)

(21) International Application Number:

PCT/US2006/031404

(22) International Filing Date: 10 August 2006 (10.08.2006)

(25) Filing Language: English

(26) Publication Language: English

(30) Priority Data:

60/707,210 10 August 2005 (10.08.2005) US

(71) Applicant (for all designated States except US): **QUALCOMM Incorporated** [US/US]; 5775 Morehouse Drive, San Diego, California 92121 (US).

(72) Inventors; and

(75) Inventors/Applicants (for US only): **DRAVIDA, Subrahmanyam** [US/US]; 20 Hemingway Street, Shrewsbury, Massachusetts 01545 (US). **WALTON, Jay Rodney** [US/US]; 85 Highwoods Lane, Carlisle, Massachusetts 01741 (US). **SURINENI, Shravan, K.** [IN/US]; 21 Royal Crest Drive, #9, Marlborough, Massachusetts 01752 (US).

(74) Agents: **WADSWORTH, Philip, R.** et al.; 5775 Morehouse Drive, San Diego, California 92121 (US).

(81) Designated States (unless otherwise indicated, for every kind of national protection available): AE, AG, AL, AM, AT, AU, AZ, BA, BB, BG, BR, BW, BY, BZ, CA, CH, CN, CO, CR, CU, CZ, DE, DK, DM, DZ, EC, EE, EG, ES, FI, GB, GD, GE, GH, GM, HN, HR, HU, ID, IL, IN, IS, JP, KE, KG, KM, KN, KP, KR, KZ, LA, LC, LK, LR, LS, LT, LU, LV, LY, MA, MD, MG, MK, MN, MW, MX, MZ, NA, NG, NI, NO, NZ, OM, PG, PH, PL, PT, RO, RS, RU, SC, SD, SE, SG, SK, SL, SM, SY, TJ, TM, TN, TR, TT, TZ, UA, UG, US, UZ, VC, VN, ZA, ZM, ZW.

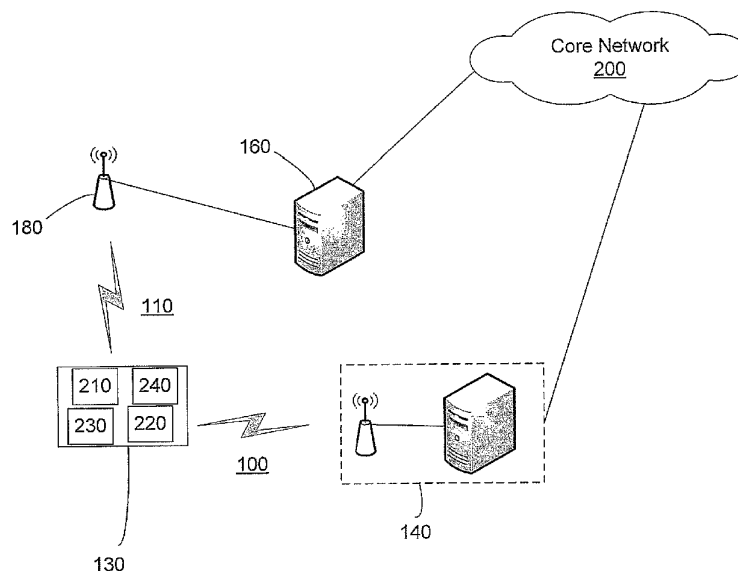
(84) Designated States (unless otherwise indicated, for every kind of regional protection available): ARIPO (BW, GH, GM, KE, LS, MW, MZ, NA, SD, SL, SZ, TZ, UG, ZM, ZW), Eurasian (AM, AZ, BY, KG, KZ, MD, RU, TJ, TM), European (AT, BE, BG, CH, CY, CZ, DE, DK, EE, ES, FI, FR, GB, GR, HU, IE, IS, IT, LT, LU, LV, MC, NL, PL, PT, RO, SE, SI, SK, TR), OAPI (BF, BJ, CF, CG, CI, CM, GA, GN, GQ, GW, ML, MR, NE, SN, TD, TG).

Declarations under Rule 4.17:

- as to applicant's entitlement to apply for and be granted a patent (Rule 4.17(ii))
- as to the applicant's entitlement to claim the priority of the earlier application (Rule 4.17(iii))

[Continued on next page]

(54) Title: METHOD AND APPARATUS FOR SIMULTANEOUS COMMUNICATION UTILIZING MULTIPLE WIRELESS COMMUNICATION SYSTEMS



(57) Abstract: A wireless communication method, apparatus, and system for simultaneous communication of a wide area network with a wireless local area network. The system having the wide area network configured to transmit control signals, the wireless local area network configured to transmit data signals, and a mobile station configured to receive control signals from the wide area network and data signals from the wireless local area network.

WO 2007/021951 A3



Published:

- with international search report
- before the expiration of the time limit for amending the claims and to be republished in the event of receipt of amendments

For two-letter codes and other abbreviations, refer to the "Guidance Notes on Codes and Abbreviations" appearing at the beginning of each regular issue of the PCT Gazette.

(88) Date of publication of the international search report:

12 April 2007

METHOD AND APPARATUS FOR SIMULTANEOUS COMMUNICATION UTILIZING MULTIPLE WIRELESS COMMUNICATION SYSTEMS

Claim of Priority under 35 U.S.C. §119

[0001] The present Application for Patent claims priority to Provisional Application No. 60/707,210 entitled "METHOD AND APPARATUS FOR SIMULTANEOUS COMMUNICATION UTILIZING MULTIPLE WIRELESS COMMUNICATION SYSTEMS" filed August 10, 2005, and assigned to the assignee hereof and hereby expressly incorporated by reference herein.

BACKGROUND

Field

[0002] The disclosure relates to a wireless communication method and apparatus. More particularly, the disclosure relates to a method and apparatus for simultaneous communication utilizing multiple wireless communication systems.

Background

[0003] Wireless communication devices generally operate in either licensed radio frequency (RF) bands or unlicensed RF bands. Wide area network (WAN) providers generally acquire licenses to operate wireless communication systems in one or more of a plurality of licensed RF bands. These systems employ methods that allow multiple accesses by mobile stations on a common band of frequency channels. These systems generally operate in licensed RF bands. Other systems operate in unlicensed RF bands. Systems that operate in licensed RF bands have control over the transmissions in the licensed frequencies and channels. This allows the operator to ensure reliability of data, and in particular, control information used for control channels and link maintenance and establishment. Systems that operate in unlicensed RF band do not have this control and data transmission errors may occur as a result of uncoordinated transmissions by different users and service providers.

[0004] One access technique for WAN is frequency division multiple access (FDMA), which allows multiple access by assigning the mobile stations to different frequency channels within the RF band. Some of these systems employ frequency hopping, wherein data is transmitted to and from the intended mobile station while periodically changing the frequency channel. The periodic channel frequency hopping

occurs on a regular time interval, e.g., a frame. Coordinated frequency hopping systems use predetermined hopping patterns, or hop-sets, where the hop-sets are coordinated between all mobile stations to ensure that the signals to and from two or more mobile stations do not occur simultaneously on the same frequency channel. Uncoordinated frequency hopping does not coordinate the hop-set between mobile stations resulting in the periodic occurrence of simultaneous signal transmission on the same frequency. Such simultaneous transmissions are referred to as channel collisions. Data reception errors occurring during a channel collision are referred to as data collisions. Uncoordinated frequency hopping within this type of system is generally not used as the channel collisions and resultant data collisions may occur. The FCC has prohibited coordinated frequency hopping within the Industrial Scientific and Medical (ISM) bands in order to avoid spectrum aggregation by a single type of service. Systems such as Bluetooth and 802.11 Wireless Local Area Networks (WLAN), for example, operate within the ISM bands.

Another type of WAN is a code division multiple access (CDMA) system, Global System for Communications (GSM), or a Wide Area CDMA (WCDMA) system. These systems utilize different codes for differing users to allow multiple access to prevent collision between signals of different mobile station users.

Systems, such as 802.11 WLANs, generally have very high data rates when compared to systems that operate within a licensed RF band. However, the likelihood of collisions with respect to data and control signals in 802.11 WLANs is higher when compared to WANs.

With an increasing demand for improved wireless communication devices, there remains a continuing need in the art for a method and apparatus that prevents collision between signals of different mobile stations while allowing for high data rate transfer.

SUMMARY

In a first aspect the present invention accordingly provides a wireless communication method for a mobile station in communication with a wide area network, the method including:

 sending a request to the wide area network to establish a first communication session with a wireless local area network;

 receiving authorization information for one or more wireless local area networks from the wide area network in response to the request;

 selecting a first wireless local area network from among the one or more wireless local area networks;

 establishing, by the mobile station, the first communication session with the selected first wireless local area network using the received authorization information from the wide area network;

 receiving a first control signal for the first communication session via the wide area network;

and

 receiving a data signal for the first communication session via the first wireless local area network.

In a second aspect the present invention accordingly provides a wireless communication method for a base station of a wide area network in communication with a mobile station, the method including:

receiving a request from the mobile station, at the base station of the wide area network, to establish a communication session between the mobile station and a wireless local area network;

sending to the mobile station authorization information for one or more wireless local area networks in response to the request;

receiving a first control signal, at the base station of the wide area network, for a communication session between a selected wireless local area network and the mobile station; and

transmitting a second control signal, from the base station of the wide area network, for the communication session between the wireless local area network and the mobile station.

In a third aspect the present invention accordingly provides a mobile station capable of simultaneous communication of a wide area network with a wireless local area network, the mobile station including:

transceiver logic for sending a request to the wide area network to establish a communication session with a wireless local area network, and receiving authorization information for one or more wireless local area networks from the wide area network in response to the request;

selection logic configured to select a first wireless local area network from among the one or more wireless local area networks, the transceiver logic being further configured to establish the first communication session with the selected first wireless local area network using the received authorization information from the wide area network;

a first control unit configured to process control information from the wireless local area network during the communication session; and

a second control unit to process control information from the wide area network during the communication session.

In a fourth aspect the present invention accordingly provides a mobile station capable of simultaneous communication of a wide area network with a wireless local area network, the mobile station including:

first means for sending a request to the wide area network to establish a communication session with a wireless local area network;

second means for receiving authorization information for one or more wireless local area networks from the wide area network in response to the request;

third means for selecting a first wireless local area network from among the one or more wireless local area networks;

fourth means for establishing, by the mobile station, the first communication session with the selected first wireless local area network using the received authorization information from the wide area network;

fifth means for processing control information from the first wireless local area network during a communication session; and

sixth means for processing control information from the wide area network during the communication session.

In a fifth aspect the present invention accordingly provides a machine-readable medium embodying instructions that may be performed by one or more processors of a mobile station in communication with a wide area network, the instructions including:

instructions for generating a request to the wide area network to establish a first communication session with a wireless local area network;

instructions for processing authorization information for one or more wireless local area networks received via the wide area network in response to the request;

instructions for selecting a first wireless local area network from among the one or more wireless local area networks;

instructions for establishing the first communication session with the selected first wireless local area network using the received authorization information via the wide area network;

instructions for processing a first control signal for the first communication session received via the wide area network; and

instructions for processing a data signal for the first communication session received via the first wireless local area network.

BRIEF DESCRIPTION OF THE DRAWINGS

Fig. 1 illustrates a network system architecture integrating a WAN network and a WLAN according to one or more embodiments.

Fig. 2 illustrates a mobile station configured to communicate with multiple wireless communication systems according to one or more embodiments.

Fig. 3 is a flow chart depicting a communication method for the mobile station according to one or more embodiments.

Fig. 4 is a flow chart depicting a communication method for downloading multimedia data (e.g., images, music or video content) to the mobile station according to one or more embodiments.


Fig. 5 is a flow chart depicting a handover communication method for the mobile station according to one or more embodiments.

Fig. 6 is a block diagram of a decoder for a mobile station according to one or more embodiments.

DETAILED DESCRIPTION

Fig. 1 illustrates a network system architecture having a wide area network (WAN) 100 and one or more wireless local area networks (WLANs) 110 according to one or more embodiments. Networks 100 and 110 may be managed by a network management system 120. WAN 100 may include a Base Station Subsystem (BSS) 140, and a Backhaul Subsystem (BHS) 150, although other communication between BSS 140 and a wired network may be utilized. WLAN 110 may include a Wireless Mobile Center (WMC) 160, a Mobile Transaction Server (MTS) 170 and a WLAN radio 180 coupled to WAN 100 via a gateway 190 under the control of network management system 120.

BSS 140 may be responsible for handling traffic and signaling between a Mobile Station (MS) 130 and WAN 100. BSS 140 may include a Base Transceiver Station (BTS) 144 and a Base Station Controller (BSC) 148. BTS 144 may have one or more radio transceivers operable in different radio frequencies. BTS 144 may also include equipment for selectively encrypting and decrypting communication. In addition, BSC 148 may include control, data communication facilities, and



multiplexing/de-multiplexing equipments arranged to coordinate the overall operation of the base station equipments, including controlling the wireless communication links. BSC 148 may have a plurality of BTSs 144 under its control.

[0020] BHS 150 may be a transport system that may include a Mobile Switching Center (MSC) 154 with a switching center, power supplies, alarm monitoring equipment and network databases. The network databases may include a Home Location Register Authentication Center (HLR/AC) for a CDMA2000 wireless communication system, a Home Location Register (HLR) used in GSM wireless communication systems to check authorization for services including supports for roaming services and process call features, or any other databases and systems for authentication, authorization, and accounting depending on the communication system. The HLR/AC or HLR may also be used to authenticate or authorize users attempting to access WLAN 110 by receiving and processing Mobile Application Part (MAP) transactions and messages.

[0021] WLAN radio 180 may be an access point that allows the transfer of data, voice, which may include packetized voice or voice over internet protocol, and some control signals from a Mobile Station (MS) 130 to WLAN 110. WMC 160 may store information on a plurality of WLAN radios 180 and a plurality of MS 130. The information stored may include GPS location information. ILR 195 may be a repository of the mapping address for MS 130 and the corresponding mapping address for WLAN access point 180. MTS 170 may serve as the interface for mobile networks 100 and 110. Gateway 190 may be a router that couples network management system 120 with MSC 154 via MTS 170.

[0022] MS 130, in a form of dual-mode or multi-mode, may be utilized to operate in two or more different wireless communication protocols, for example, CDMA protocol and other local area technologies, such as WLAN 110. MS 130 may serve as the user's interface with WAN 100 and WLAN 110 and may include subscriber identity information, for example, subscription identity (M-ID) for CDMA 2000, which contains an authentication algorithm for confirming the identity of the user and information to allow the user to roam in different coverage areas of different technologies, including WAN 100 and WLAN 110.

[0023] MS 130 may also include one or more algorithms for performing simultaneous communication between WAN 100 and WLAN 110. In one embodiment,

this simultaneous communication may transmit control signals via WAN 100 and data via WLAN 110. In another embodiment, the simultaneous communication may transmit control signals and voice signals, including digital, analog, and voice over internet protocol, via WAN 100 and data via WLAN 110. In a further embodiment, the simultaneous communication may transmit some control signals, for example, call set up and emergency signals, via WAN 100 and data, voice, and some control signals, via WLAN 110. In yet another embodiment, different combinations of signals transmitted via WAN 100 and WLAN 110 may be determined based upon available resources on WAN 100 or WLAN 110, such as loading, and on other user defined parameters, such as user accessibility and cost parameters.

[0024] To initiate a session with WLAN 110, MS 130 may access HLR/AC or HLR as it may in setting up a communication session with WAN 100. Network management system 120 may cause identity information, such as a key, a token, or other identifiers, to be transmitted to WLAN 110, via gateway 190 and MTS 170, to authorize communication for the user with WLAN 110. In another embodiment, the identity information may be transmitted via WAN 100 using an air interface to MS 130, which transmits the information to WLAN 110 over an air interface.

[0025] Once communication is established between MS 130 and WAN 100 and WLAN 110, messages can be transmitted during a communication session via the air interface between MS 130 and WAN 100 or the air interface between MS 130 and WLAN 110. In one embodiment, control messages for the session may be transmitted via WAN 100 and data may be transmitted via WLAN 110. The control signals transmitted from MS 130 via WAN 100, and feedback based upon control signals transmitted to MS 130, may be processed at BSC 148 or MSC 154, and then provided to network management system 120 or to WLAN radio 180 in order to change operating parameters. For example, the control signals transmitted to/from MS 130 can be used to increase or decrease operating parameters, such as code rates, bandwidth, power levels, etc.

[0026] Fig. 2 illustrates MS 130 configured to communicate with a wireless communication system according to one or more embodiments. The wireless communication system may include a core network 200, a WAN 100 and a WLAN 110. Core network 200 may be any network (like IS-41 core network, GPRS IP core network, Evolved GSM core network, IP network such as the internet) that connects to

WAN 100 and WLAN 110. It can carry out switching functions and manage communication access for MS 130.

[0027] In an embodiment, WAN 100 may be an integral part of core network 200. Similarly, WLAN 110 may also be an integral part of core network 200. In another embodiment, WAN 100 and WLAN 110 may be independent networks that communicate via core network 200.

[0028] MS 130 may be capable of communicating with WAN 100 or various local area networks, such as WLAN 110. MS 130 may include a WLAN communication device 210, a cellular network communication device 220 and a processing device 230. MS 130 may also have a GPS device 240 to allow for position location functionality.

[0029] WLAN communication device 210 may include a 802.11 Medium Access Control (MAC) layer, a 802.11 Physical (PHY) layer, such as 802.11a, 802.11b, 802.11g or 802.11n, and a radio. The MAC layer may manage and maintain communication between 802.11 stations by coordinating access to a shared radio channel and utilizing protocols that enhance communication over a wireless medium. The PHY layer may perform the tasks of carrier sensing, transmission and receiving of 802.11 frames, while the radio converts the modulated waveforms to radio frequency of about 2.4 or 5.0 GHz.

[0030] Cellular network communication device 220 may include a cellular modem, such as a CDMA, and a radio. The cellular modem maps bits to waveforms, while the radio converts the waveforms to PCS frequencies for communication with WAN 100. Meanwhile, processing device 230 may be a microprocessor that performs signaling as well as packet processing.

[0031] In operation, core network 200 may communicate with MS 130 through base stations of WAN 100, such as BSS 140. As part of the communication function, core network 200 may also provide communication between WLAN 110 and core network 200.

[0032] Fig. 3 is a flow chart depicting a communication method for MS 130 according to one or more embodiments. In one embodiment, the user can select to receive communication exclusively from local access networks, such as WLAN 110, from both WLAN 110 and WAN 100. MS 130 may be configured to switch communication to WLAN 110 service or use WLAN 100 service in addition to WAN 100 service (300). MS 130 may use WAN control channel to send a request to WAN

100 to establish communication with WLAN 110 operating in its vicinity (305). GPS device 240 of the MS 130 may provide location information, such as coordinates, to the base stations of WAN 100, such as BSS 140 (310). The MS 130 may send the request for establishing communication with WLAN 110 to core network 200, in general, or to MSC 154 via BSS 140 (315).

[0033] In some aspects, MSC 154 may transmit, via gateway 190, or other network interface, the request to MTS 170, which then may send a query to network management system 120. Network management system 120 may have a database of all the locations and registered WLAN 110 for any particular location. Upon receipt of a request to establish communication with WLAN 110 from MS 130, network management system 120 may extract the required authorization information for communicating with WLAN 110, and may transmit the information back to MS 130 via MTS 170, gateway 190, MSC 154 and BSS 140. It should be noted, that other networking techniques and interface may be utilized, and that the networking technique and interface utilized is independent of the processes, functions, and other approaches described with respect to Fig. 3.

[0034] The MS 130 receives this authorization information (320). The required authorization information may include WLAN Service Set Identifier (SSID), WLAN operating channel (such as 2.4 GHz channel and channel number or 5 GHz band and channel number), features supported (such as QoS, security, etc), bandwidth utilization (percentage of available bandwidth) of all the available networks in that area. Network management system 120 may also extract, from WMC 160, GPS location information of WLAN 110 networks in the area.

[0035] MS 130 may then use the authorization information to establish communications with WLAN 110 by selecting to join a particular WLAN 110 network in the area (325). WLAN 110 communicates with MS 130 via WLAN radio 180.

[0036] The selected WLAN 110 network may require other security related information, such as WEP keys or WPA-Pre shared keys for authentication. This information may also be requested and received by MS 130 on the WAN control channel and can be provided by WAN 100 via BSS 140, MSC 154, gateway 190, MTS 170, network management system 120 and WMC 160.

[0037] In one embodiment, WLAN 110 can be used to provide additional data, such as image, music or video content, using Digital Rights Management (DRM). DRM may

handle the description, layering, analysis, valuation, trading, monitoring, authentication, and enforcement of usage restrictions that accompany the image, music or video content. DRM exchanges may take place on secure channels, such as cellular channels.

[0038] Fig. 4 is a flow chart depicting a communication method for downloading image, music, or video content to MS 130 according to one or more embodiments. After MS 130 establishes communication with WLAN 110 (400), the user can select to download images, music or video content (405).

[0039] In one embodiment, the downloading of images, music or video content may require DRM and access fees. The content providers may use WLAN channel for these transactions, which may then need additional input provided by the user such as credit card information and authentication information. If the content is provided in parts, then the user may provide this information every time a new part is needed to be downloaded to MS 130.

[0040] Upon selecting the images, music or video content to download, MS 130 may use WAN control channel to send the request to WAN 100 (410). The request to download may be transmitted to a content provider for obtaining control information, such as digital rights and keys, required for downloading its image, music or video content (415). If the request for downloading requires access fees, the user may securely provide payment information, such as credit card information, via the WAN control channel, to the content provider (420). The content provider may then transmit the authorization information back to MS 130 for downloading image, music or video content (425).

[0041] In another embodiment, MS 130 may use WLAN 110 services to establish and provide a voice call, while still maintaining connection with WAN 100. The WAN control channel may be used to receive WAN control messages and signaling.

[0042] Fig. 5 is a flow chart depicting a handover communication method for MS 130 according one or more embodiments. After MS 130 establishes communication with a first WLAN 110 (500), the user may move around with MS 130 and change his/her position (505). This may cause MS 130 to loose connectivity with the first WLAN 110 if the user moves out of the first WLAN 110 coverage area to a new coverage area of a second WLAN 110.

[0043] MS 130 may continuously send position information from GPS device 240 to WAN 100 (510). WAN 100 may use this information to locate other possible WLAN

110 networks that can be accessed (515). WAN 100 may transmit its query result for locating other possible WLAN 110 networks, and related authorization information back to MS 130 (520).

[0044] A second WLAN 110 may be selected based on the user's preferences, bandwidth performance, pricing, speed, service availability and available coverage (525). This may be provided by push communication to the user. For example, core network 200 may identify WLAN 110 in the vicinity of MS 130. Core network 200 may send MS 130 pricing and speed information of WLAN 110. Based on the pricing and speed information, the user of the MS 130 can determine whether utilizing the WLAN 110 is desirable. The user preference can be predetermined or can be selected upon notification of the availability of the WLAN 110 services.

[0045] If the user accepts the second WLAN 110 services, the user can receive data, voice and/or some control signals via the second WLAN 110 while other control signals are transmitted via WAN 100. WAN 100 may assist the handover of MS 130 from the first WLAN 110 to the second WLAN 110. In the event that there are no WLAN 110 networks available, the call may instead be transferred to WAN 100 (530).

[0046] In one embodiment, the user can turn on a WLAN 110 feature that allows MS 130 to receive information from WLAN 110 without otherwise requesting it. WLAN communication device 210 and cellular network communication device 220 may provide information about the availability of different WLAN 110 services at the location of MS 130. MS 130 can generate information based upon the available WLAN 110 networks with which it can communicate.

[0047] Fig. 6 is a block diagram of a decoder 600 for MS 130 according to one or more embodiments. Decoder 600 may be part of processing device 230 and may be used to implement the method of Fig. 3. Decoder 600 may be coupled to the processing device 230 and/or the GPS device 240. Decoder 600 may be implemented by hardware, software, firmware, middleware, microcode, or any combination thereof. Decoder 600 may include a master control module 605 having a first control module 610 and a second control module 615. The first control module 610 may be used to receive and/or process control information from the WLAN 110 during a communication session. The second control module 615 may be used to receive and/or process control information from a WAN 100 during the communication session.

[0048] The first control module 610 may be configured to operate according to an 802.11 MAC layer and a 802.11 PHY layer. The first control module 610 may be coupled to the WLAN radio 180. The second control module 615 may be implemented in a WAN controller (not shown). Like the first control module 610, the second control module may be coupled to a radio.

[0049] Those skilled in the art will appreciate that the various illustrative logical blocks, modules, circuits, and algorithms described in connection with the embodiments disclosed herein may be implemented as electronic hardware, computer software, or combinations of both. To illustrate this interchangeability of hardware and software, various illustrative components, blocks, modules, circuits, and algorithms have been described above generally in terms of their functionality. Whether such functionality is implemented as hardware or software depends upon the particular application and design constraints imposed on the overall system. Skilled artisans may implement the described functionality in varying ways for each particular application, but such implementation decisions should not be interpreted as causing a departure from the scope of the present disclosure.

[0050] The various illustrative logical blocks, modules, and circuits described in connection with the embodiments disclosed herein may be implemented or performed with a general purpose processing device, a digital signal processing device (DSP), an application specific integrated circuit (ASIC), a field programmable gate array (FPGA) or other programmable logic device, discrete gate or transistor logic, discrete hardware components, or any combination thereof designed to perform the functions described herein. A general purpose processing device may be a microprocessing device, but in the alternative, the processing device may be any conventional processing device, processing device, microprocessing device, or state machine. A processing device may also be implemented as a combination of computing devices, e.g., a combination of a DSP and a microprocessing device, a plurality of microprocessing devices, one or more microprocessing devices in conjunction with a DSP core or any other such configuration.

[0051] The methods or algorithms described in connection with the embodiments disclosed herein may be embodied directly in hardware, software, or combination thereof. In software the methods or algorithms may be embodied in one or more instructions that may be executed by a processing device. The instructions may reside

2006279868 07 Apr 2010

in RAM memory, flash memory, ROM memory, EPROM memory, EEPROM memory, registers, hard disk, a removable disk, a CD-ROM, or any other form of storage medium known in the art. An exemplary storage medium is coupled to the processing device such the processing device can read information from, and write information to, the storage medium. In the alternative, the storage medium may be integral to the processing device. The processing device and the storage medium may reside in an ASIC. The ASIC may reside in a user terminal. In the alternative, the processing device and the storage medium may reside as discrete components in a user terminal.

The previous description of the disclosed embodiments is provided to enable any person skilled in the art to make or use the present disclosure. Various modifications to these embodiments will be readily apparent to those skilled in the art, and the generic principles defined herein may be applied to other embodiments without departing from the spirit or scope of the disclosure. Thus, the present disclosure is not intended to be limited to the embodiments shown herein but is to be accorded the widest scope consistent with the principles and novel features disclosed herein.

It will be understood that the term "comprise" and any of its derivatives (eg. comprises, comprising) as used in this specification is to be taken to be inclusive of features to which it refers, and is not meant to exclude the presence of any additional features unless otherwise stated or implied.

The reference to any prior art in this specification is not, and should not be taken as, an acknowledgement of any form of suggestion that such prior art forms part of the common general knowledge.

THE CLAIMS DEFINING THE INVENTION ARE AS FOLLOWS:

1. A wireless communication method for a mobile station in communication with a wide area network, the method including:

5 sending a request to the wide area network to establish a first communication session with a wireless local area network;

receiving authorization information for one or more wireless local area networks from the wide area network in response to the request;

0 selecting a first wireless local area network from among the one or more wireless local area networks;

establishing, by the mobile station, the first communication session with the selected first wireless local area network using the received authorization information from the wide area network;

5 receiving a first control signal for the first communication session via the wide area network; and

receiving a data signal for the first communication session via the first wireless local area network.

10 2. The wireless communication method of claim 1, further including receiving voice signals for a second communication session via the wide area network.

3. The wireless communication method of claim 1, further including receiving voice signals for a second communication session via the first wireless local area network.

25 4. The wireless communication method of claim 1, further including receiving a second control signal for the first communication session via the first wireless local area network.

5. The wireless communication method of claim 1, further including receiving voice signals for a second communication session via a second wireless local area network.

30 6. The wireless communication method of claim 5, wherein the wide area network performs a handoff operation of the mobile station from the first wireless local area network to the second wireless local area network.

2006279868 10 Dec 2010

7. A wireless communication method for a base station of a wide area network in communication with a mobile station, the method including:

receiving a request from the mobile station, at the base station of the wide area network, to establish a communication session between the mobile station and a wireless local area network;

sending to the mobile station authorization information for one or more wireless local area networks in response to the request;

receiving a first control signal, at the base station of the wide area network, for a communication session between a selected wireless local area network and the mobile station; and

transmitting a second control signal, from the base station of the wide area network, for the communication session between the wireless local area network and the mobile station.

8. The wireless communication method of claim 7, wherein the transmitting includes transmitting the second control signal via a core network to the wireless local area network.

9. The wireless communication method of claim 7, wherein the transmitting includes transmitting the second control signal to a network management system and transmitting commands responsive to the second control signal from the network management system to the wireless local area network.

10. The wireless communication method of any one of claims 7 to 9, wherein the first control signal is utilized to adjust a transmission power between the wireless local area network and the mobile station.

11. The wireless communication method of any one of claims 7 to 9, wherein the first control signal is utilized to adjust a transmission code rate between the wireless local area network and the mobile station.

12. The wireless communication method of any one of claims 7 to 9, wherein the first control signal is utilized to adjust a transmission bandwidth between the wireless local area network and the mobile station.

13. A mobile station capable of simultaneous communication of a wide area network with a wireless local area network, the mobile station including:

transceiver logic for sending a request to the wide area network to establish a communication session with a wireless local area network, and receiving authorization information for one or more wireless local area networks from the wide area network in response to the request;

selection logic configured to select a first wireless local area network from among the one or more wireless local area networks, the transceiver logic being further configured to establish the first communication session with the selected first wireless local area network using the received authorization information from the wide area network;

a first control unit configured to process control information from the wireless local area network during the communication session; and

a second control unit to process control information from the wide area network during the communication session.

14. The mobile station of claim 13, wherein the first control unit is configured to operate according to an 802.11 MAC layer and a 802.11 PHY layer.

15. The mobile station of claim 13 or 14, further including a radio coupled with the first control unit.

16. The mobile station of any one of claims 13 to 15, wherein the second control unit includes a WAN controller.

17. The mobile station of any one of claims 13 to 16, further including a radio coupled with the second control unit.

18. The mobile station of any one of claims 13 to 17, further including:
a processing device configured to generate signaling and packet processing; and
a GPS device configured to provide position location information.

19. The mobile station of any one of claims 13 to 18, wherein the second control unit receives control signals from the wide area network.

20. The mobile station of any one of claims 13 to 19, wherein the first control unit receives control signals from the wireless local area network.

21. The mobile station of any one of claims 13 to 20, wherein the control information is utilized to adjust an operating parameter, which is selected from a group consisting of bandwidth, code rate, and power level, between the wireless local area network and the mobile station.

22. A mobile station capable of simultaneous communication of a wide area network with a wireless local area network, the mobile station including:

first means for sending a request to the wide area network to establish a communication session with a wireless local area network;

second means for receiving authorization information for one or more wireless local area networks from the wide area network in response to the request;

third means for selecting a first wireless local area network from among the one or more wireless local area networks;

fourth means for establishing, by the mobile station, the first communication session with the selected first wireless local area network using the received authorization information from the wide area network;

fifth means for processing control information from the first wireless local area network during a communication session; and

sixth means for processing control information from the wide area network during the communication session.

23. The mobile station of claim 22, wherein the fifth means is configured to operate according to an 802.11 MAC layer and a 802.11 PHY layer.

24. The mobile station of claim 22 or 23, further including a radio coupled with the fifth means.

25. The mobile station of any one of claims 22 to 24, wherein the sixth means includes a WAN controller.

26. The mobile station of any one of claims 22 to 25, further including a radio coupled with the sixth means.

27. The mobile station of any one of claims 22 to 26, further including:

seventh means for generating signaling and packet processing; and

eighth means for providing position location information.

28. The mobile station of any one of claims 22 to 27, wherein the sixth means receives control signals from the wide area network.

29. The mobile station of any one of claims 22 to 28, wherein the fifth means receives control signals from the first wireless local area network.

30. The mobile station of any one of claims 22 to 29, wherein the control information is utilized to adjust an operating parameter, which is selected from a group consisting of bandwidth, code rate, and power level, between the first wireless local area network and the mobile station.

31. A machine-readable medium embodying instructions that may be performed by one or more processors of a mobile station in communication with a wide area network, the instructions including:

instructions for generating a request to the wide area network to establish a first communication session with a wireless local area network;

instructions for processing authorization information for one or more wireless local area networks received via the wide area network in response to the request;

instructions for selecting a first wireless local area network from among the one or more wireless local area networks;

instructions for establishing the first communication session with the selected first wireless local area network using the received authorization information via the wide area network;

instructions for processing a first control signal for the first communication session received via the wide area network; and

instructions for processing a data signal for the first communication session received via the first wireless local area network.

32. The machine-readable medium of claim 31, further including instructions for processing voice signals for a second communication session received via the wide area network.

33. The machine-readable medium of claim 31, further including instructions for processing voice signals for a second communication session received via the first wireless local

area network.

34. The machine-readable medium of claim 31, further including instructions for processing a second control signal for the first communication session received via the first wireless local area network.

35. The machine-readable medium of claim 31, further including instructions for processing voice signals for a second communication session received via a second wireless local area network.

36. The machine-readable medium of claim 35, wherein the wide area network performs a handoff operation at the mobile station from the first wireless local area network to the second wireless local area network.

37. The method of any one of claims 1 to 6, wherein the authorization information includes a Service Set Identifier (SSID) for each of the one or more wireless local area networks.

38. The method of any one of claims 1 to 6, wherein the one or more wireless local area networks includes at least two wireless local area networks.

39. The method of any one of claims 1 to 6, further including receiving authentication information for the one or more wireless local area networks from the wide area network, the authentication information including a Wired Equivalent Privacy (WEP) key or a Wi-Fi Protected Access (WPA) pre-shared key, wherein establishing the first communication session with the first wireless local area network further uses the received authentication information from the wide area network.

1/6

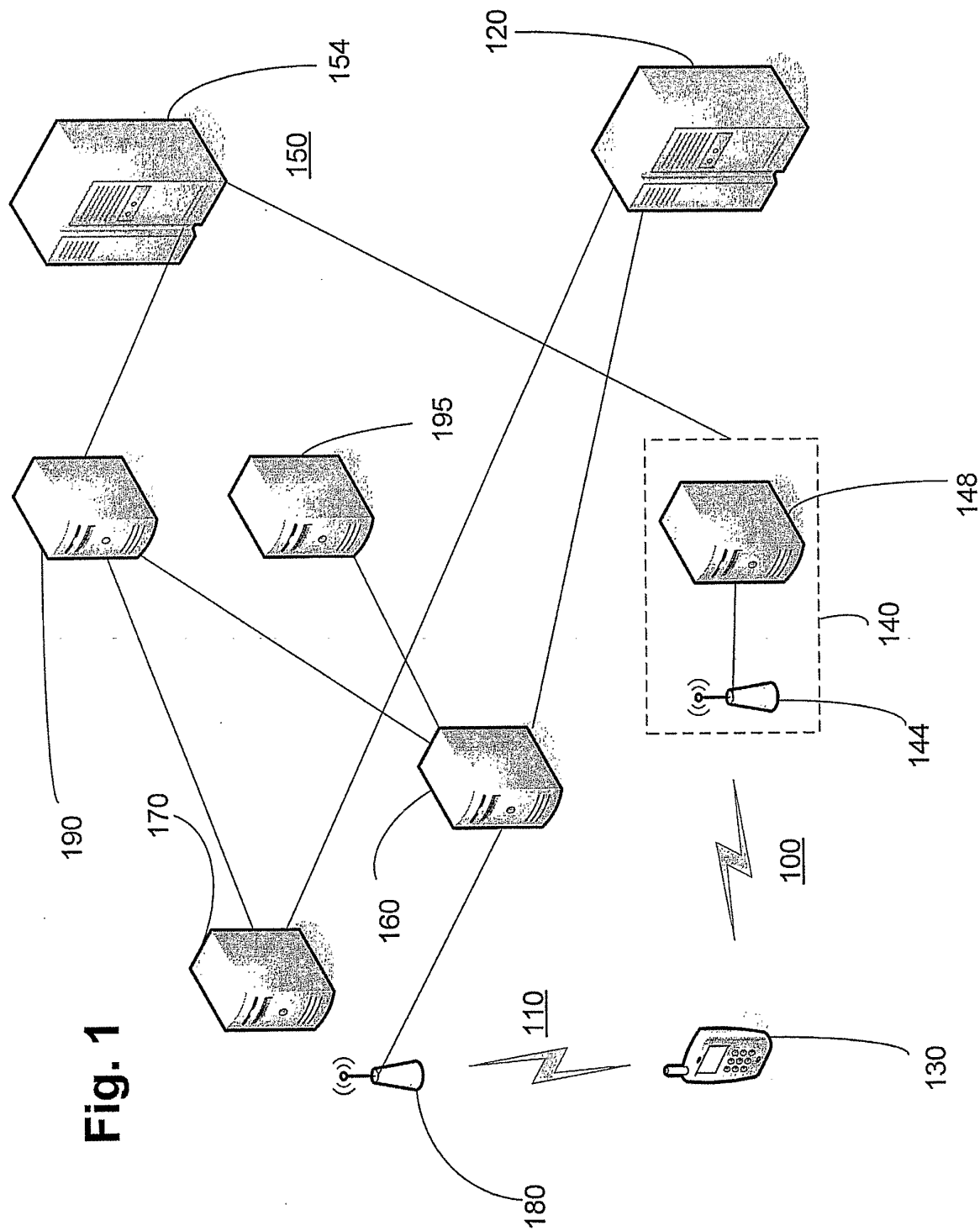
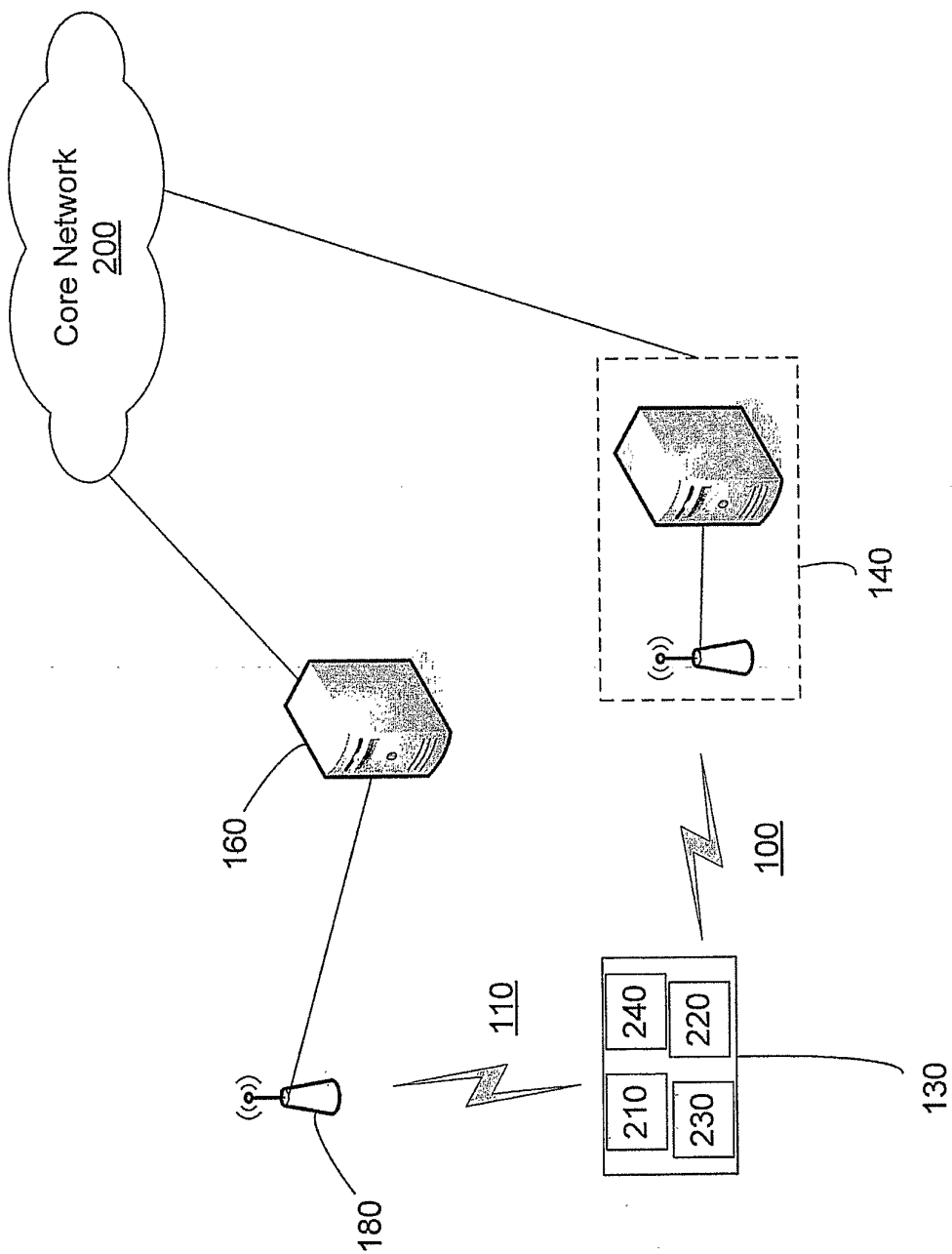
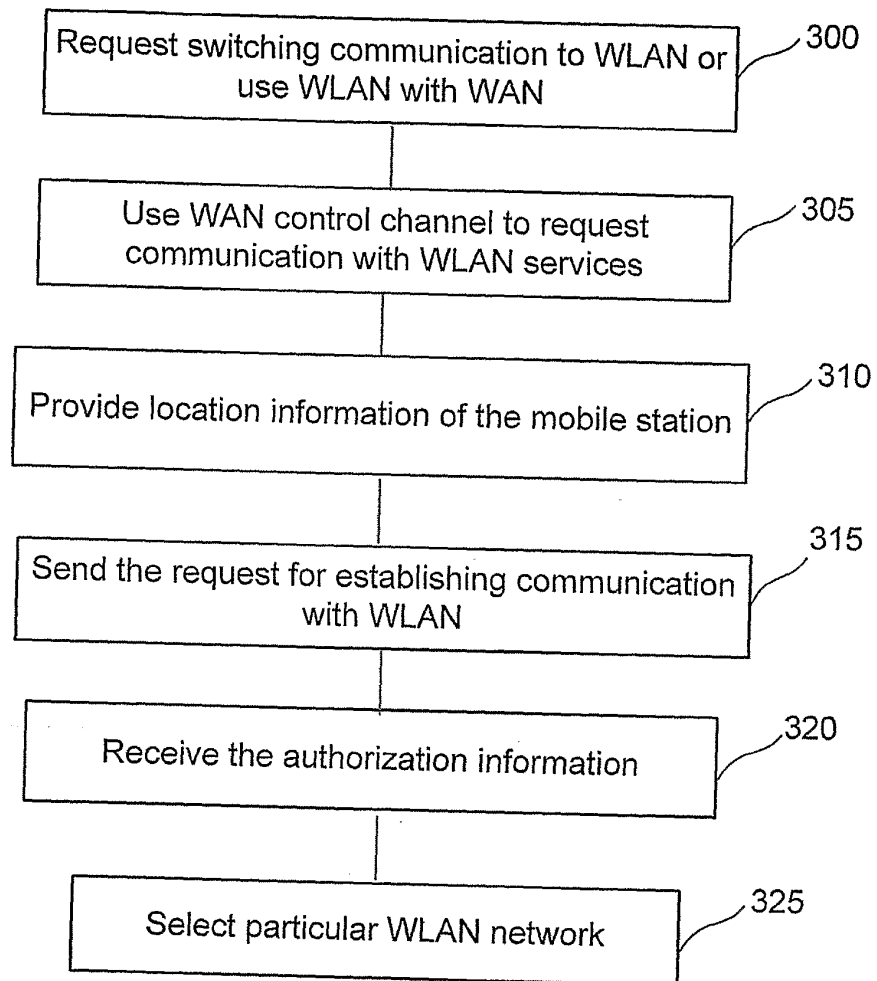


Fig. 1

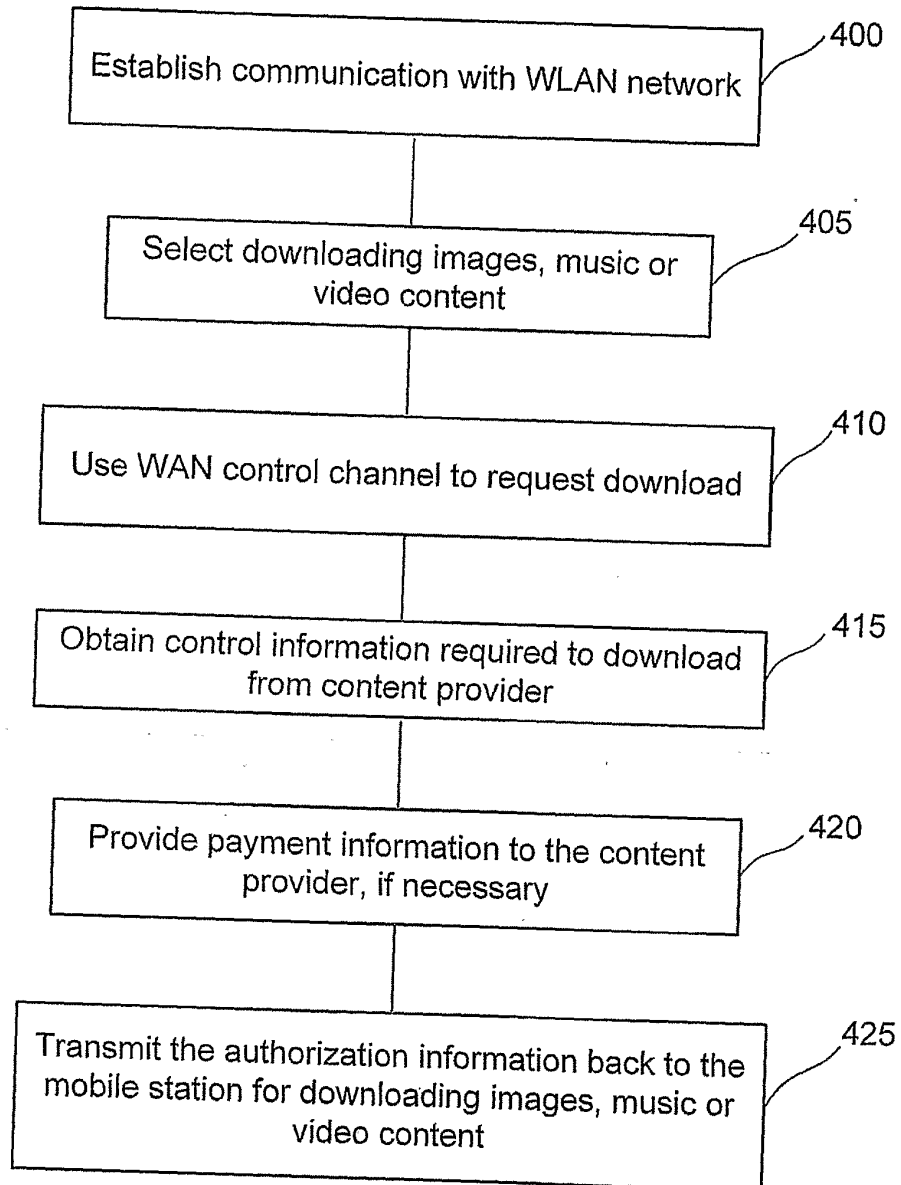
Fig. 2



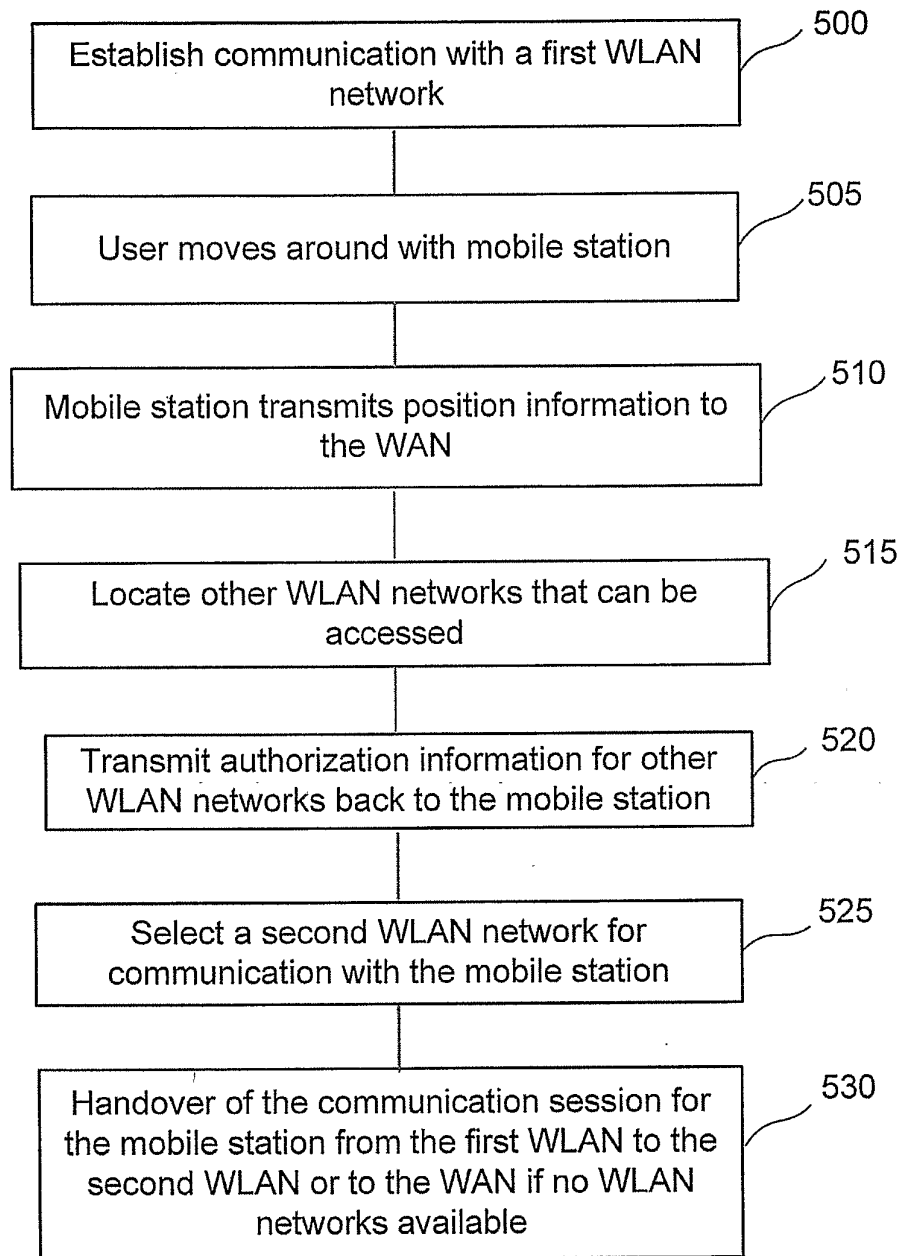
3/6

**Fig. 3**

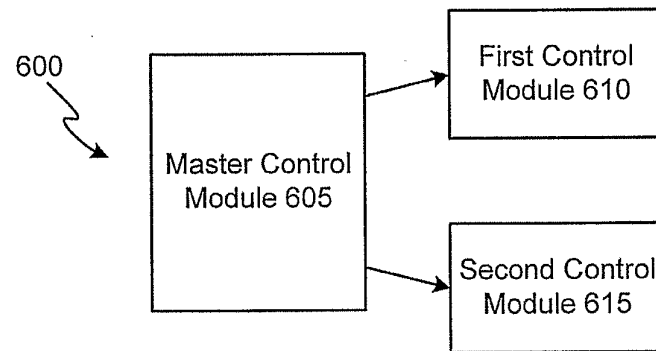
4/6

**Fig. 4**

5/6

**Fig. 5**

6/6

**FIG. 6**