

(12) STANDARD PATENT
(19) AUSTRALIAN PATENT OFFICE

(11) Application No. **AU 2020220079 B2**

(54) Title
Heterocyclic compounds as RET kinase inhibitors

(51) International Patent Classification(s)
C07D 495/04 (2006.01) **A61P 35/00** (2006.01)
A61K 31/437 (2006.01) **C07D 471/04** (2006.01)
A61K 31/4985 (2006.01) **C07D 487/04** (2006.01)
A61K 31/519 (2006.01)

(21) Application No: **2020220079** (22) Date of Filing: **2020.08.18**

(43) Publication Date: **2020.09.03**

(43) Publication Journal Date: **2020.09.03**

(44) Accepted Journal Date: **2022.04.21**

(62) Divisional of:
2017250448

(71) Applicant(s)
Cancer Research Technology Limited

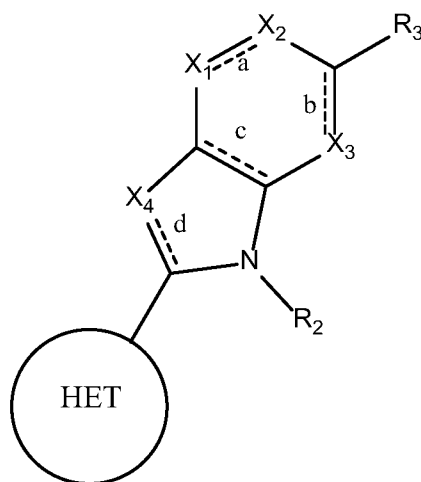
(72) Inventor(s)
JORDAN, Allan;NEWTON, Rebecca;WASZKOWYCZ, Bohdan;SUTTON, Jonathan Mark;HYND, George;PAOLETTA, Silvia;FORDYCE, Euan Alexander Fraser

(74) Agent / Attorney
Spruson & Ferguson, GPO Box 3898, Sydney, NSW, 2001, AU

(56) Related Art
WO 2010006086 A2
WO 2012148540 A1

ABSTRACT

The present invention relates to compounds of Formula I that function as inhibitors of RET (rearranged during transfection) kinase enzyme activity:

**Formula I**

wherein HET, bonds a, b, c and d, X₁, X₂, X₃, X₄, R₂, and R₃ are each as defined herein. The present invention also relates to processes for the preparation of these compounds, to pharmaceutical compositions comprising them, and to their use in the treatment of proliferative disorders, such as cancer, as well as other diseases or conditions in which RET kinase activity is implicated.

HETEROCYCLIC COMPOUNDS AS RET KINASE INHIBITORS

This application is a divisional application of Australian Application No. 2017250448, filed on 18 April 2017. The subject matter of this application is related to the applicant's International Patent Application No. PCT/GB2017/051076, filed on 9 October 2018, and claims priority to and the benefit of GB1619277.7, filed 14 November 2016, and GB1606631.8, filed 15 April 2016, the contents of each of which are hereby incorporated by reference in its entirety.

INTRODUCTION

[0001] The present invention relates to certain compounds that function as inhibitors of RET (rearranged during transfection) kinase enzyme activity. The present invention also relates to processes for the preparation of these compounds, to pharmaceutical compositions comprising them, and to their use in the treatment of proliferative disorders, such as cancer, as well as other diseases or conditions in which RET kinase activity is implicated.

BACKGROUND OF THE INVENTION

[0002] Cancer is caused by uncontrolled and unregulated cellular proliferation. Precisely what causes a cell to become malignant and proliferate in an uncontrolled and unregulated manner has been the focus of intense research over recent decades. This research has led to the identification of a number of molecular targets associated with key metabolic pathways that are known to be associated with malignancy.

[0003] RET (REarranged during Transfection) is a receptor tyrosine kinase (RTK) that forms part of a macromolecular receptor complex containing dimerized RET receptor, two co-receptors and a bound ligand. The glial derived neurotrophic factor (GDNF) family of ligands bind RET in association with one of four glycosyl phosphatidylinositol (GPI) anchored GDNF family α -receptors (GFR α). Ligand binding to the corresponding GFR α co-receptor triggers RET dimerization followed by trans-phosphorylation of intracellular signalling cascades. These downstream signalling networks play a key role in regulating cell survival, differentiation, proliferation, migration and chemotaxis.

[0004] Activating mutations in RET have been identified in familial and sporadic forms of medullary thyroid carcinomas (MTC) (Santoro & Carlomagno 2006; Schulmberger *et al.* 2008; Wells & Santoro 2009) and these correlate with aggressive disease progression (Elisei *et al.* 2008). Clinical benefit has been observed in MTC patients using the small molecule VEGFR2/EGFR inhibitor vandetanib (Wells *et al.* 2011) which has recently been approved by the FDA & EMEA. RET inhibition is a secondary pharmacology of this agent, which also targets VEGFR2 (Vascular endothelial growth factor receptor, also known as KDR - kinase insert domain receptor) and EGFR (epidermal growth factor receptor). The clinical benefit in

2020220079 23 Oct 2020

al., 2012; Wang et al., 2012; Chao et al., 2012) describe various RET fusion translocations (e.g. *KIF5B-RET* and *CCDC6-RET*) present in approximately 1% of NSCLC (non-small cell lung carcinoma) patient samples, which may offer an important alternative disease segment in which a specific RET inhibitor would offer clinical benefit.

[0006] Mutation at the RET gatekeeper residue (V804) is predicted to confer resistance to first line therapies such as vandetanib and cabozantinib. Although not yet confirmed in this patient population, ~5% of familial MTC patients do harbour the RET^{V804M} mutation rendering them intrinsically resistant to the current therapies

[0007] Therefore, there is a requirement for the development of more selective inhibitors of RET and mutant forms thereof (e.g. RET^{V804M}), in particular inhibitors that show less inhibition of KDR. It is anticipated that these more selective inhibitors will produce the desired therapeutic benefits associated with RET inhibition without the side effects associated with significant KDR inhibition. Such inhibitors will offer the potential of better therapy for cancers such as MTC and NSCLC and will widen the scope for the clinical use of RET inhibitors in earlier disease settings.

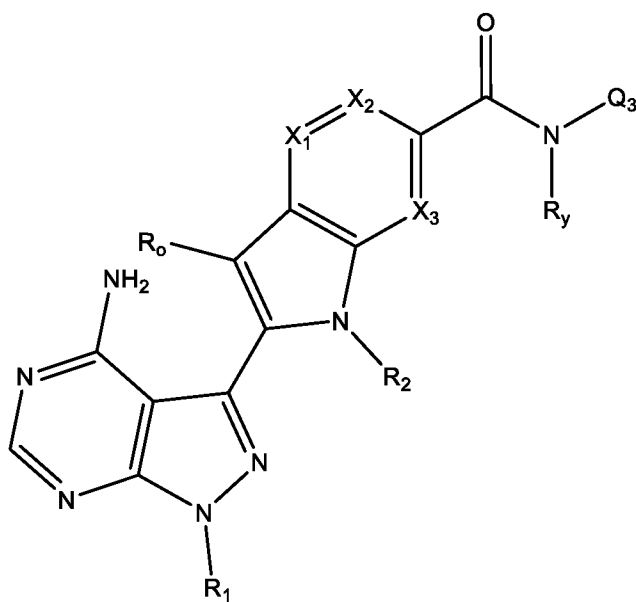
[0008] Some embodiments of the present invention provide further inhibitors of RET kinase enzyme activity and mutants thereof (e.g. RET^{V804M}).

[0009] Some embodiments of the present invention provide inhibitors of RET kinase enzyme activity that show a greater selectivity for the inhibition of RET kinase relative to the inhibition of KDR.

SUMMARY OF THE INVENTION

[0009a] Definitions of specific embodiments of the invention as claimed herein follow.

[0009b] According to a first embodiment of the invention, there is provided a compound of Formula Ig:



Ig

or a pharmaceutically acceptable salt thereof, wherein:

X_1 is CH;

 X_2 is CR_k ;

R_k is hydrogen or halo;

X_3 is N or CH;

R_o is halo or (1-4C)alkyl;

R₁ is (1-4C)haloalkyl, (1-6C)alkyl, (3-10C)cycloalkyl, or 4-7 membered heterocyclcyl, each of which is optionally substituted by one or more substituents independently selected from (1-4C)alkyl and C(O)OR_c;

each R_c is independently (1-6C)alkyl;

R₂ is hydrogen or (1-4C)alkyl;

R_y is hydrogen;

Q₃ is hydrogen, (1-6C)alkyl, (1-6C)alkoxy, phenyl, (3-8C)cycloalkyl, 5-6 membered heteroaryl, or 5-6 membered-heterocyclyl,

wherein Q_3 is optionally substituted by one or more substituents independently selected from halo and OR_z , or Q_3 is optionally substituted by a group of the formula - $L_4-L_{Q4}-Z_4$;

each R_z is independently hydrogen or (1-4C)alkyl;

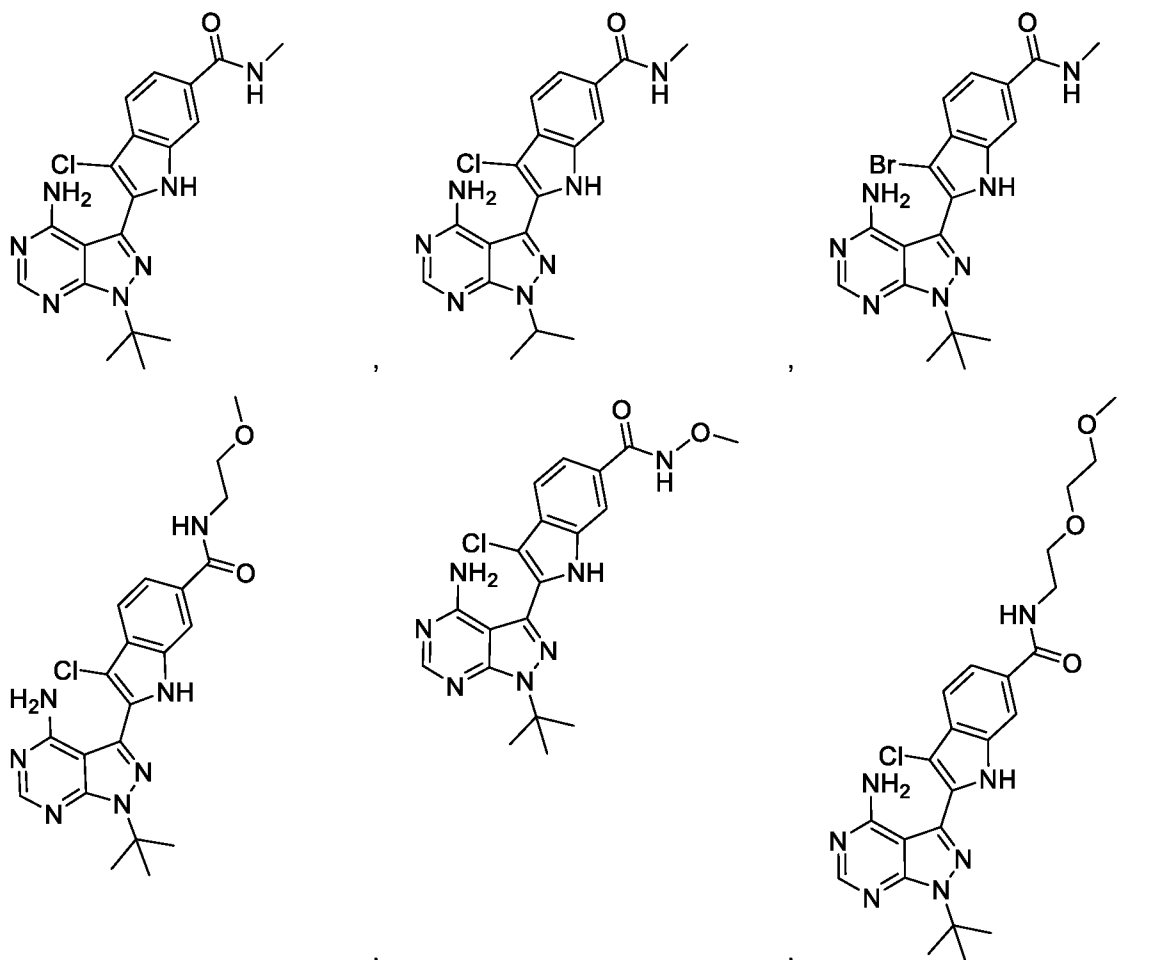
L_4 is absent or (1-3C)alkylene;

L_{Q4} is absent or is O; and

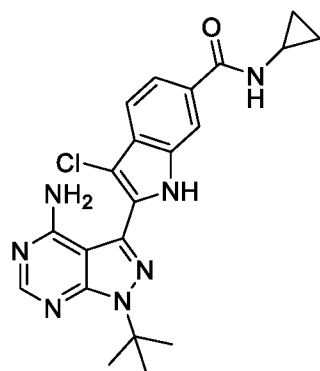
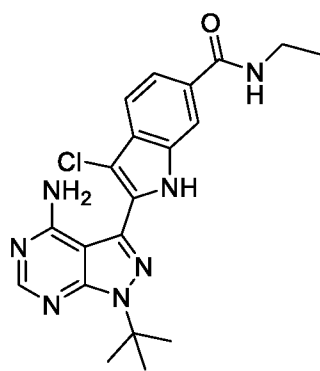
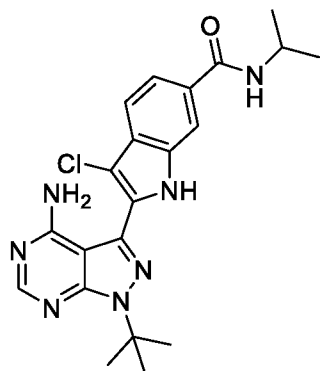
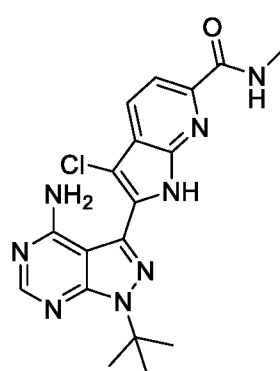
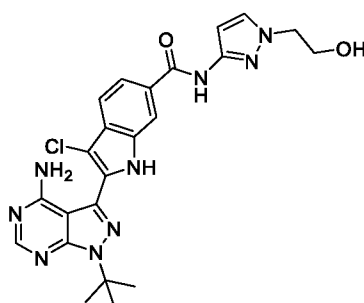
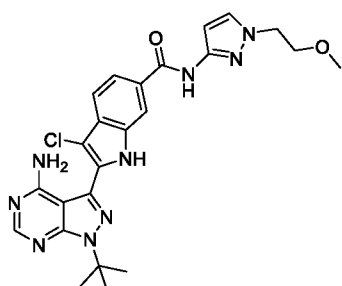
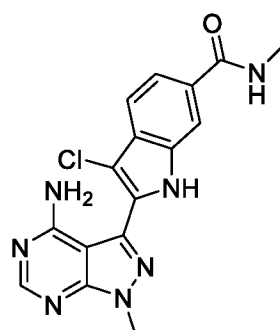
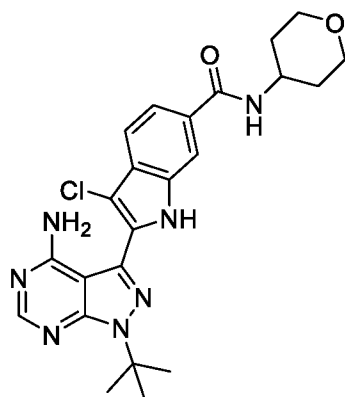
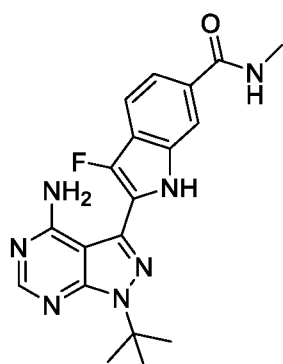
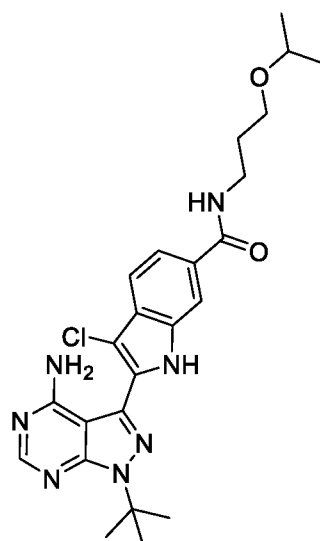
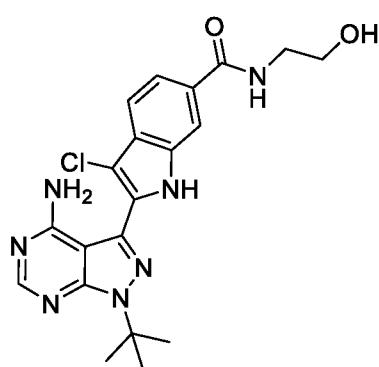
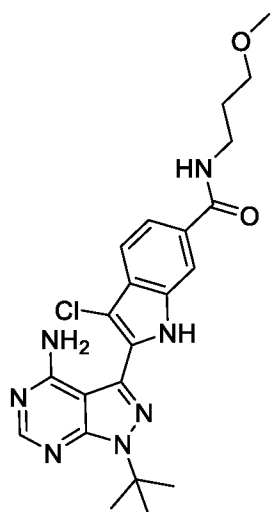
Z_4 is hydrogen, (1-6C)alkyl, phenyl, or 5-6 membered heteroaryl,

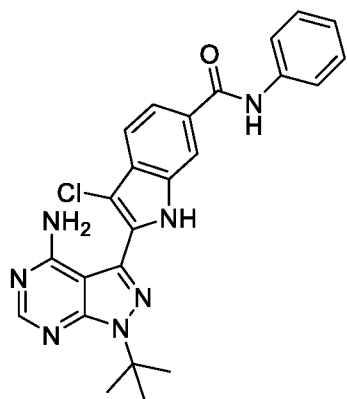
wherein Z_4 is optionally substituted by one or more substituents selected from (1-4C)alkyl, (1-4C)alkoxy, and halo.

[0009c] According to a second embodiment of the invention, there is provided a compound, or a pharmaceutically acceptable salt thereof, which is selected from:

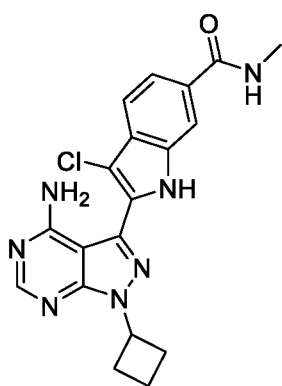


2c

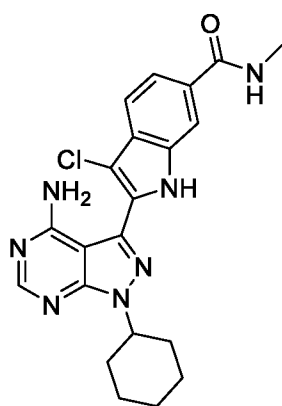




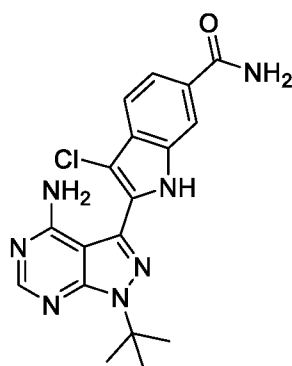
,



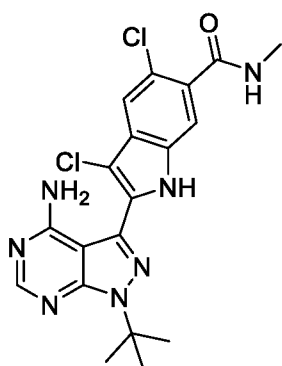
,



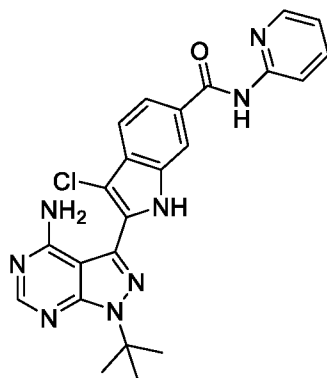
,



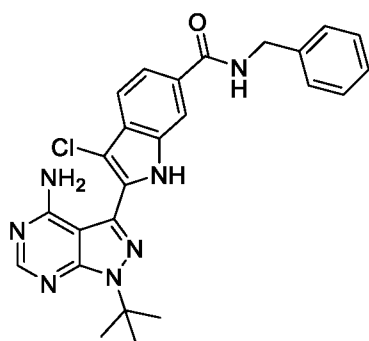
,



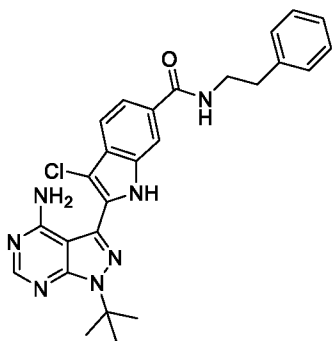
,



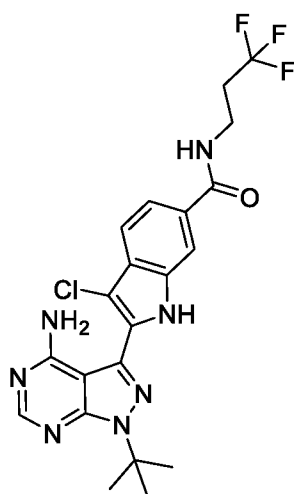
,



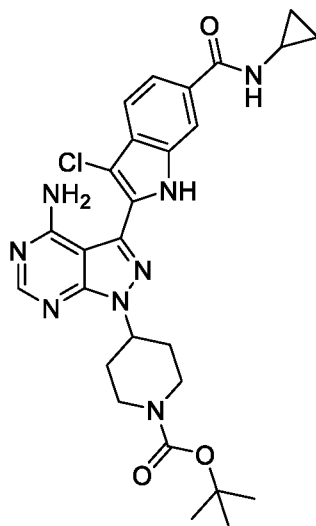
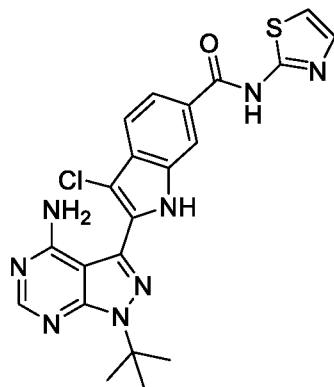
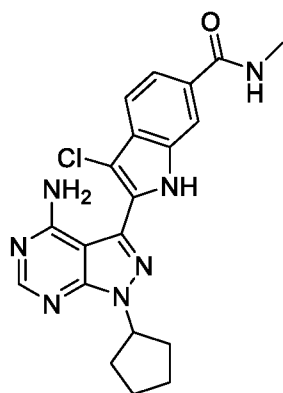
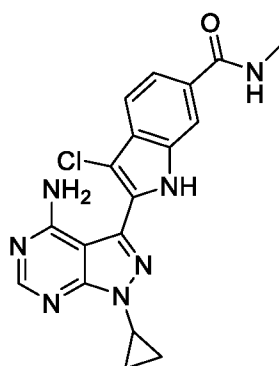
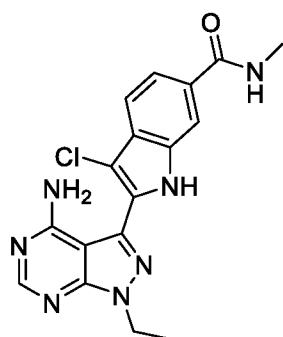
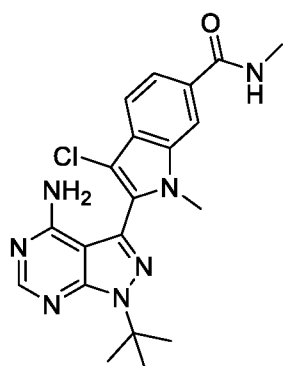
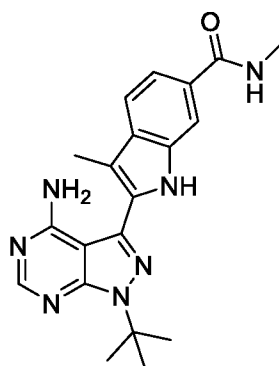
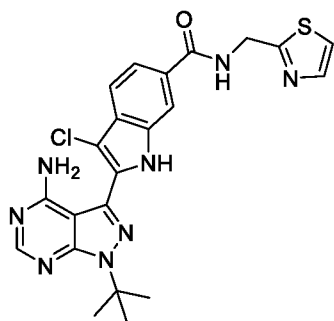
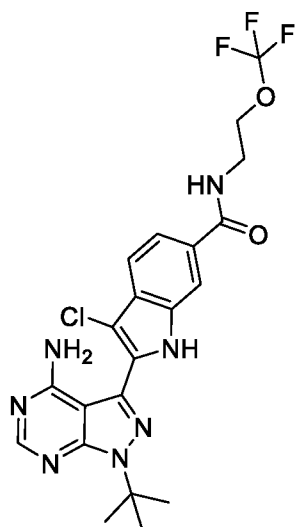
,

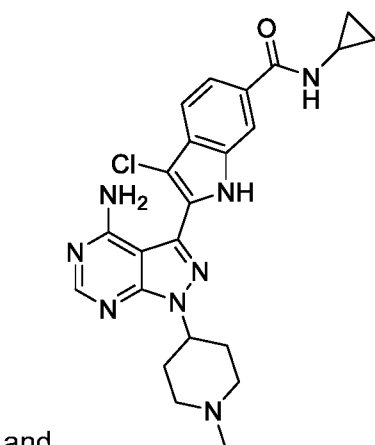
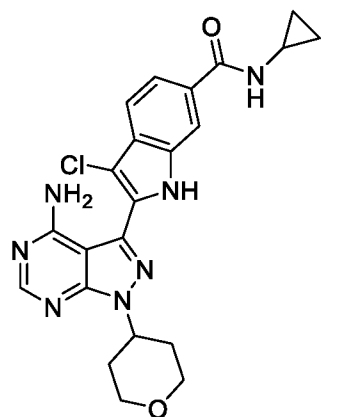
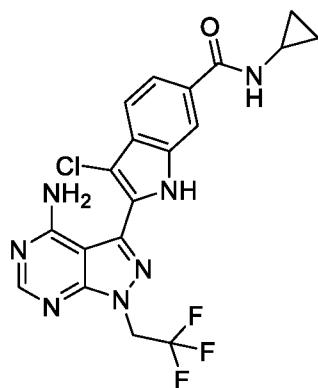
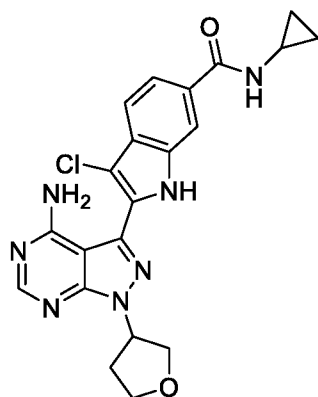
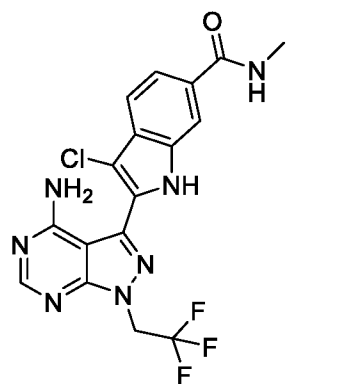
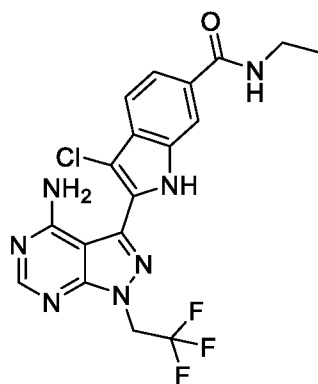
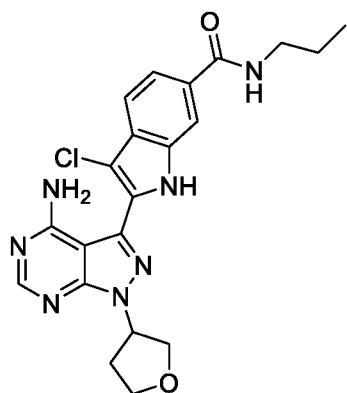
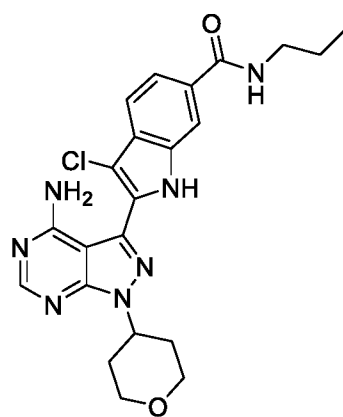
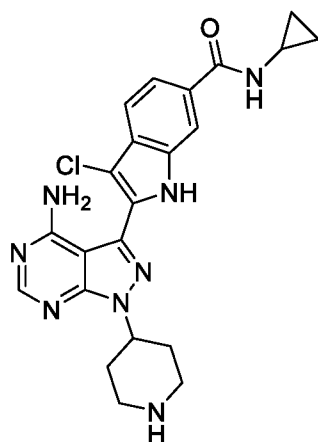
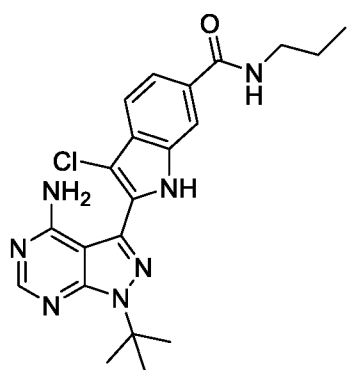


,



,





and

[0009d] According to a third embodiment of the invention, there is provided a pharmaceutical composition comprising the compound of the first or second embodiment, or a pharmaceutically acceptable salt thereof, and a pharmaceutically acceptable carrier or excipient.

[0009e] According to a fourth embodiment of the invention, there is provided a method for treating a cancer in which RET kinase activity is implicated in a subject in need thereof, comprising administering a therapeutically effective amount of the compound of the first or second embodiment, or a pharmaceutically acceptable salt thereof, or the pharmaceutical composition of the third embodiment, to the subject, wherein the compound is not 2-{4-amino-1-tert-butyl-1H-pyrazolo[3,4-d]pyrimidin-3-yl}-3-chloro-N-cyclohexyl-1H-indole-6-carboxamide or 2-{4-amino-1-tert-butyl-1H-pyrazolo[3,4-d]pyrimidin-3-yl}-3-chloro-N-(1-methylpiperidin-4-yl)-1H-indole-6-carboxamide.

[0009f] According to a fifth embodiment of the invention, there is provided the use of the compound of the first or second embodiment, or a pharmaceutically acceptable salt thereof, or the pharmaceutical composition of the third embodiment, in the manufacture of a medicament for treatment of a cancer in which RET kinase activity is implicated, wherein the compound is not 2-{4-amino-1-tert-butyl-1H-pyrazolo[3,4-d]pyrimidin-3-yl}-3-chloro-N-cyclohexyl-1H-indole-6-carboxamide or 2-{4-amino-1-tert-butyl-1H-pyrazolo[3,4-d]pyrimidin-3-yl}-3-chloro-N-(1-methylpiperidin-4-yl)-1H-indole-6-carboxamid.

[0010] According to a first aspect of the present invention, there is provided a compound, or a pharmaceutically acceptable salt, hydrate or solvate thereof, as defined herein.

[0011] According to a further aspect of the present invention, there is provided a pharmaceutical composition comprising a compound as defined herein, or a pharmaceutically acceptable salt, hydrate or solvate thereof, in admixture with a pharmaceutically acceptable diluent or carrier.

[0012] According to a further aspect of the present invention, there is provided a method of inhibiting RET kinase enzyme activity, or mutant forms thereof (e.g. RET^{V804M}), *in vitro* or *in vivo*, said method comprising contacting a cell with an effective amount of a compound or a pharmaceutically acceptable salt, hydrate or solvate thereof as defined herein.

[0013] According to a further aspect of the present invention, there is provided a method of selectively inhibiting RET kinase enzyme activity, or mutant forms thereof (e.g. RET^{V804M}), over KDR enzyme activity *in vitro* or *in vivo*, said method comprising contacting a cell with an effective amount of a compound, or a pharmaceutically acceptable salt, hydrate or solvate

thereof, as defined herein.

[0014] According to a further aspect of the present invention, there is provided a method of inhibiting cell proliferation, *in vitro* or *in vivo*, said method comprising contacting a cell with an effective amount of a compound or a pharmaceutically acceptable salt, hydrate or solvate thereof as defined herein, or a pharmaceutical composition as defined herein.

[0015] According to a further aspect of the present invention, there is provided a method of treating a disease or disorder in which RET kinase activity is implicated in a patient in need of such treatment, said method comprising administering to said patient a therapeutically effective amount of a compound or a pharmaceutically acceptable salt, hydrate or solvate thereof as defined herein, or a pharmaceutical composition as defined herein.

[0016] According to a further aspect of the present invention, there is provided a method of treating a proliferative disorder in a patient in need of such treatment, said method comprising administering to said patient a therapeutically effective amount of a compound or a pharmaceutically acceptable salt, hydrate or solvate thereof as defined herein, or a pharmaceutical composition as defined herein.

[0017] According to a further aspect of the present invention, there is provided a method of treating cancer in a patient in need of such treatment, said method comprising administering to said patient a therapeutically effective amount of a compound or a pharmaceutically acceptable salt, hydrate or solvate thereof as defined herein, or a pharmaceutical composition as defined herein.

[0018] According to a further aspect of the present invention, there is provided a compound, or a pharmaceutically acceptable salt, hydrate or solvate thereof, or a pharmaceutical composition as defined herein for use in therapy.

[0019] According to a further aspect of the present invention, there is provided a compound or a pharmaceutically acceptable salt, hydrate or solvate thereof as defined herein, or a pharmaceutical composition as defined herein, for use in the treatment of a proliferative condition.

[0020] According to a further aspect of the present invention, there is provided a compound, or a pharmaceutically acceptable salt, hydrate or solvate thereof, or a pharmaceutical composition as defined herein for use in the treatment of cancer. In a particular embodiment, the cancer is human cancer.

[0021] According to a further aspect of the present invention, there is provided a compound, or a pharmaceutically acceptable salt, hydrate or solvate thereof, as defined herein for use in the inhibition of RET kinase enzyme activity, or mutant forms thereof (e.g. RET^{V804M}).

[0022] According to a further aspect of the present invention, there is provided a compound, or a pharmaceutically acceptable salt, hydrate or solvate thereof, as defined herein for use in the inhibition of mutant forms of RET kinase enzyme activity (e.g. RET^{V804M} kinase enzyme

activity).

[0023] According to a further aspect of the present invention, there is provided a compound, or a pharmaceutically acceptable salt, hydrate or solvate thereof, as defined herein for use in the selective inhibition of RET kinase enzyme activity, or mutant forms thereof (e.g. RET^{V804M}), relative to KDR enzyme activity.

[0024] According to a further aspect of the present invention, there is provided a compound, or a pharmaceutically acceptable salt, hydrate or solvate thereof, as defined herein for use in the treatment of a disease or disorder in which RET kinase activity is implicated.

[0025] According to a further aspect of the present invention, there is provided the use of a compound, or a pharmaceutically acceptable salt, hydrate or solvate thereof, as defined herein in the manufacture of a medicament for the treatment of a proliferative condition.

[0026] Suitably, the proliferative disorder is cancer, suitably a human cancer (for example medullary thyroid cancer (MTC) or non-small cell lung cancer).

[0027] According to a further aspect of the present invention, there is provide the use of a compound, or a pharmaceutically acceptable salt, hydrate or solvate thereof, as defined herein in the manufacture of a medicament for the treatment of cancer.

[0028] According to a further aspect of the present invention, there is provided a use of a compound, or a pharmaceutically acceptable salt, hydrate or solvate thereof, as defined herein in the manufacture of a medicament for the inhibition of RET kinase enzyme activity, or mutant forms thereof (e.g. RET^{V804M}).

[0029] According to a further aspect of the present invention, there is provided a use of a compound, or a pharmaceutically acceptable salt, hydrate or solvate thereof, as defined herein in the manufacture of a medicament for the selective inhibition of RET kinase enzyme activity, or mutant forms thereof (e.g. RET^{V804M}), relative to KDR enzyme activity.

[0030] According to a further aspect of the present invention, there is provided a use of a compound, or a pharmaceutically acceptable salt, hydrate or solvate thereof, as defined herein in the manufacture of a medicament for the treatment of a disease or disorder in which RET kinase activity is implicated.

[0031] According to a further aspect of the present invention, there is provided a process for preparing a compound, or a pharmaceutically acceptable salt, hydrate or solvate thereof, as defined herein.

[0032] According to a further aspect of the present invention, there is provided a compound, or a pharmaceutically acceptable salt, hydrate or solvate thereof, obtainable by, or obtained by, or directly obtained by a process of preparing a compound as defined herein.

[0033] According to a further aspect of the present invention, there are provided novel intermediates as defined herein which are suitable for use in any one of the synthetic methods set out herein.

[0034] Features, including optional, suitable, and preferred features in relation to one aspect of the invention may also be features, including optional, suitable and preferred features in relation to any other aspect of the invention.

DETAILED DESCRIPTION OF THE INVENTION

Definitions

[0035] Unless otherwise stated, the following terms used in the specification and claims have the following meanings set out below.

[0036] It is to be appreciated that references to “treating” or “treatment” include prophylaxis as well as the alleviation of established symptoms of a condition. “Treating” or “treatment” of a state, disorder or condition therefore includes: (1) preventing or delaying the appearance of clinical symptoms of the state, disorder or condition developing in a human that may be afflicted with or predisposed to the state, disorder or condition but does not yet experience or display clinical or subclinical symptoms of the state, disorder or condition, (2) inhibiting the state, disorder or condition, i.e., arresting, reducing or delaying the development of the disease or a relapse thereof (in case of maintenance treatment) or at least one clinical or subclinical symptom thereof, or (3) relieving or attenuating the disease, i.e., causing regression of the state, disorder or condition or at least one of its clinical or subclinical symptoms.

[0037] A “therapeutically effective amount” means the amount of a compound that, when administered to a mammal for treating a disease, is sufficient to effect such treatment for the disease. The “therapeutically effective amount” will vary depending on the compound, the disease and its severity and the age, weight, etc., of the mammal to be treated.

[0038] In this specification the term “alkyl” includes both straight and branched chain alkyl groups. References to individual alkyl groups such as “propyl” are specific for the straight chain version only and references to individual branched chain alkyl groups such as “isopropyl” are specific for the branched chain version only. For example, “(1-6C)alkyl” includes (1-4C)alkyl, (1-3C)alkyl, propyl, isopropyl and *t*-butyl. A similar convention applies to other radicals, for example “phenyl(1-6C)alkyl” includes phenyl(1-4C)alkyl, benzyl, 1-phenylethyl and 2-phenylethyl.

[0039] The term “(m-nC)” or “(m-nC) group” used alone or as a prefix, refers to any group having m to n carbon atoms.

[0040] An “alkylene,” “alkenylene,” or “alkynylene” group is an alkyl, alkenyl, or alkynyl group that is positioned between and serves to connect two other chemical groups. Thus, “(1-6C)alkylene” means a linear saturated divalent hydrocarbon radical of one to six carbon atoms

or a branched saturated divalent hydrocarbon radical of three to six carbon atoms, for example, methylene, ethylene, propylene, 2-methylpropylene, pentylene, and the like.

[0041] “(2-6C)alkenylene” means a linear divalent hydrocarbon radical of two to six carbon atoms or a branched divalent hydrocarbon radical of three to six carbon atoms, containing at least one double bond, for example, as in ethenylene, 2,4-pentadienylene, and the like.

[0042] “(2-6C)alkynylene” means a linear divalent hydrocarbon radical of two to six carbon atoms or a branched divalent hydrocarbon radical of three to six carbon atoms, containing at least one triple bond, for example, as in ethynylene, propynylene, and butynylene and the like.

[0043] “(3-8C)cycloalkyl” means a hydrocarbon ring containing from 3 to 8 carbon atoms, for example, cyclopropyl, cyclobutyl, cyclopentyl, cyclohexyl, cycloheptyl or bicyclo[2.2.1]heptyl.

[0044] “(3-8C)cycloalkenyl” means a hydrocarbon ring containing from 3 to 8 carbon atoms and at least one double bond, for example, cyclobutenyl, cyclopentenyl, cyclohexenyl or cycloheptenyl, such as 3-cyclohexen-1-yl, or cyclooctenyl.

[0045] “(3-8C)cycloalkyl-(1-6C)alkylene” means a (3-8C)cycloalkyl group covalently attached to a (1-6C)alkylene group, both of which are defined herein.

[0046] The term “halo” or “halogeno” refers to fluoro, chloro, bromo and iodo.

[0047] The term “heterocyclyl”, “heterocyclic” or “heterocycle” means a non-aromatic saturated or partially saturated monocyclic, fused, bridged, or spiro bicyclic heterocyclic ring system(s). Monocyclic heterocyclic rings contain from about 3 to 12 (suitably from 3 to 7) ring atoms, with from 1 to 5 (suitably 1, 2 or 3) heteroatoms selected from nitrogen, oxygen or sulfur in the ring. Bicyclic heterocycles contain from 7 to 17 member atoms, suitably 7 to 12 member atoms, in the ring. Bicyclic heterocyclic(s) rings may be fused, spiro, or bridged ring systems. Examples of heterocyclic groups include cyclic ethers such as oxiranyl, oxetanyl, tetrahydrofuranyl, dioxanyl, and substituted cyclic ethers. Heterocycles containing nitrogen include, for example, azetidiny, pyrrolidinyl, piperidinyl, piperazinyl, tetrahydrotriazinyl, tetrahydropyrazolyl, and the like. Typical sulfur containing heterocycles include tetrahydrothienyl, dihydro-1,3-dithiol, tetrahydro-2*H*-thiopyran, and hexahydrothiepine. Other heterocycles include dihydro-oxathioly, tetrahydro-oxazolyl, tetrahydro-oxadiazolyl, tetrahydrodioxazolyl, tetrahydro-oxathiazolyl, hexahydrotriazinyl, tetrahydro-oxazinyl, morpholinyl, thiomorpholinyl, tetrahydropyrimidinyl, dioxolinyl, octahydrobenzofuranyl, octahydrobenzimidazolyl, and octahydrobenzothiazolyl. For heterocycles containing sulfur, the oxidized sulfur heterocycles containing SO or SO₂ groups are also included. Examples include the sulfoxide and sulfone forms of tetrahydrothienyl and thiomorpholinyl such as tetrahydrothiene 1,1-dioxide and thiomorpholinyl 1,1-dioxide. A suitable value for a

heterocyclyl group which bears 1 or 2 oxo (=O) or thioxo (=S) substituents is, for example, 2-oxopyrrolidinyl, 2-thioxopyrrolidinyl, 2-oxoimidazolidinyl, 2-thioxoimidazolidinyl, 2-oxopiperidinyl, 2,5-dioxopyrrolidinyl, 2,5-dioxoimidazolidinyl or 2,6-dioxopiperidinyl. Particular heterocyclyl groups are saturated monocyclic 3 to 7 membered heterocyclyls containing 1, 2 or 3 heteroatoms selected from nitrogen, oxygen or sulfur, for example azetidiny, tetrahydrofuranyl, tetrahydropyranyl, pyrrolidinyl, morpholinyl, tetrahydrothienyl, tetrahydrothienyl 1,1-dioxide, thiomorpholinyl, thiomorpholinyl 1,1-dioxide, piperidinyl, homopiperidinyl, piperazinyl or homopiperazinyl. As the skilled person would appreciate, any heterocycle may be linked to another group via any suitable atom, such as via a carbon or nitrogen atom. However, reference herein to piperidino or morpholino refers to a piperidin-1-yl or morpholin-4-yl ring that is linked via the ring nitrogen.

[0048] By “bridged ring systems” is meant ring systems in which two rings share more than two atoms, see for example *Advanced Organic Chemistry*, by Jerry March, 4th Edition, Wiley Interscience, pages 131-133, 1992. Examples of bridged heterocyclyl ring systems include, aza-bicyclo[2.2.1]heptane, 2-oxa-5-azabicyclo[2.2.1]heptane, aza-bicyclo[2.2.2]octane, aza-bicyclo[3.2.1]octane and quinuclidine.

[0049] By “spiro bi-cyclic ring systems” we mean that the two ring systems share one common spiro carbon atom, i.e. the heterocyclic ring is linked to a further carbocyclic or heterocyclic ring through a single common spiro carbon atom. Examples of spiro ring systems include 6-azaspiro[3.4]octane, 2-oxa-6-azaspiro[3.4]octane, 2-azaspiro[3.3]heptanes, 2-oxa-6-azaspiro[3.3]heptanes, 7-oxa-2-azaspiro[3.5]nonane, 6-oxa-2-azaspiro[3.4]octane, 2-oxa-7-azaspiro[3.5]nonane and 2-oxa-6-azaspiro[3.5]nonane.

[0050] “Heterocyclyl(1-6C)alkyl” means a heterocyclyl group covalently attached to a (1-6C)alkylene group, both of which are defined herein.

[0051] The term “heteroaryl” or “heteroaromatic” means an aromatic mono-, bi-, or polycyclic ring incorporating one or more (for example 1-4, particularly 1, 2 or 3) heteroatoms selected from nitrogen, oxygen or sulfur. The term heteroaryl includes both monovalent species and divalent species. Examples of heteroaryl groups are monocyclic and bicyclic groups containing from five to twelve ring members, and more usually from five to ten ring members. The heteroaryl group can be, for example, a 5- or 6-membered monocyclic ring or a 9- or 10-membered bicyclic ring, for example a bicyclic structure formed from fused five and six membered rings or two fused six membered rings. Each ring may contain up to about four heteroatoms typically selected from nitrogen, sulfur and oxygen. Typically the heteroaryl ring will contain up to 3 heteroatoms, more usually up to 2, for example a single heteroatom. In one embodiment, the heteroaryl ring contains at least one ring nitrogen atom. The nitrogen

atoms in the heteroaryl rings can be basic, as in the case of an imidazole or pyridine, or essentially non-basic as in the case of an indole or pyrrole nitrogen. In general the number of basic nitrogen atoms present in the heteroaryl group, including any amino group substituents of the ring, will be less than five.

[0052] Examples of heteroaryl include furyl, pyrrolyl, thienyl, oxazolyl, isoxazolyl, imidazolyl, pyrazolyl, thiazolyl, isothiazolyl, oxadiazolyl, thiadiazolyl, triazolyl, tetrazolyl, pyridyl, pyridazinyl, pyrimidinyl, pyrazinyl, 1,3,5-triazenyl, benzofuranyl, indolyl, isoindolyl, benzothienyl, benzoxazolyl, benzimidazolyl, benzothiazolyl, benzothiazolyl, indazolyl, purinyl, benzofurazanyl, quinolyl, isoquinolyl, quinazolinyl, quinoxalinyl, cinnolyl, pteridinyl, naphthyridinyl, carbazolyl, phenazinyl, benzisoquinolyl, pyridopyrazinyl, thieno[2,3-*b*]furanyl, 2H-furo[3,2-*b*]pyranyl, 5H-pyrido[2,3-*d*]-o-oxazinyl, 1H-pyrazolo[4,3-*d*]-oxazolyl, 4H-imidazo[4,5-*d*]thiazolyl, pyrazino[2,3-*d*]pyridazinyl, imidazo[2,1-*b*]thiazolyl, imidazo[1,2-*b*][1,2,4]triazinyl. "Heteroaryl" also covers partially aromatic bi- or polycyclic ring systems wherein at least one ring is an aromatic ring and one or more of the other ring(s) is a non-aromatic, saturated or partially saturated ring, provided at least one ring contains one or more heteroatoms selected from nitrogen, oxygen or sulfur. Examples of partially aromatic heteroaryl groups include for example, tetrahydroisoquinolyl, tetrahydroquinolyl, 2-oxo-1,2,3,4-tetrahydroquinolyl, dihydrobenzthienyl, dihydrobenzfuranyl, 2,3-dihydrobenzo[1,4]dioxinyl, benzo[1,3]dioxolyl, 2,2-dioxo-1,3-dihydro-2-benzothienyl, 4,5,6,7-tetrahydrobenzofuranyl, indolyl, 1,2,3,4-tetrahydro-1,8-naphthyridinyl, 1,2,3,4-tetrahydropyrido[2,3-*b*]pyrazinyl and 3,4-dihydro-2H-pyrido[3,2-*b*][1,4]oxazinyl.

[0053] Examples of five membered heteroaryl groups include but are not limited to pyrrolyl, furanyl, thienyl, imidazolyl, furazanyl, oxazolyl, oxadiazolyl, oxatriazolyl, isoxazolyl, thiazolyl, isothiazolyl, pyrazolyl, triazolyl and tetrazolyl groups.

[0054] Examples of six membered heteroaryl groups include but are not limited to pyridyl, pyrazinyl, pyridazinyl, pyrimidinyl and triazinyl.

[0055] A bicyclic heteroaryl group may be, for example, a group selected from:

- a benzene ring fused to a 5- or 6-membered ring containing 1, 2 or 3 ring heteroatoms;
- a pyridine ring fused to a 5- or 6-membered ring containing 1, 2 or 3 ring heteroatoms;
- a pyrimidine ring fused to a 5- or 6-membered ring containing 1 or 2 ring heteroatoms;
- a pyrrole ring fused to a 5- or 6-membered ring containing 1, 2 or 3 ring heteroatoms;
- a pyrazole ring fused to a 5- or 6-membered ring containing 1 or 2 ring heteroatoms;
- a pyrazine ring fused to a 5- or 6-membered ring containing 1 or 2 ring heteroatoms;
- an imidazole ring fused to a 5- or 6-membered ring containing 1 or 2 ring heteroatoms;

an oxazole ring fused to a 5- or 6-membered ring containing 1 or 2 ring heteroatoms;
 an isoxazole ring fused to a 5- or 6-membered ring containing 1 or 2 ring heteroatoms;
 a thiazole ring fused to a 5- or 6-membered ring containing 1 or 2 ring heteroatoms;
 an isothiazole ring fused to a 5- or 6-membered ring containing 1 or 2 ring heteroatoms;
 a thiophene ring fused to a 5- or 6-membered ring containing 1, 2 or 3 ring heteroatoms;
 a furan ring fused to a 5- or 6-membered ring containing 1, 2 or 3 ring heteroatoms;
 a cyclohexyl ring fused to a 5- or 6-membered heteroaromatic ring containing 1, 2 or 3 ring heteroatoms; and
 a cyclopentyl ring fused to a 5- or 6-membered heteroaromatic ring containing 1, 2 or 3 ring heteroatoms.

[0056] Particular examples of bicyclic heteroaryl groups containing a six membered ring fused to a five membered ring include but are not limited to benzfuranyl, benzthiophenyl, benzimidazolyl, benzoxazolyl, benzisoxazolyl, benzthiazolyl, benzisothiazolyl, isobenzofuranyl, indolyl, isoindolyl, indoliziny, indoliny, isoindoliny, puriny (e.g., adeniny, guaniny), indazolyl, benzodioxolyl and pyrazolopyridiny groups.

[0057] Particular examples of bicyclic heteroaryl groups containing two fused six membered rings include but are not limited to quinoliny, isoquinoliny, chromanyl, thiochromanyl, chromenyl, isochromenyl, chromanyl, isochromanyl, benzodioxanyl, quinoliziny, benzoxazinyl, benzodiaziny, pyridopyridiny, quinoxaliny, quinazolinyl, cinnoliny, phthalazinyl, naphthyridiny and pteridiny groups.

[0058] "Heteroaryl(1-6C)alkyl" means a heteroaryl group covalently attached to a (1-6C)alkylene group, both of which are defined herein. Examples of heteroaralkyl groups include pyridin-3-ylmethyl, 3-(benzofuran-2-yl)propyl, and the like.

[0059] The term "aryl" means a cyclic or polycyclic aromatic ring having from 5 to 12 carbon atoms. The term aryl includes both monovalent species and divalent species. Examples of aryl groups include, but are not limited to, phenyl, biphenyl, naphthyl and the like. In particular embodiment, an aryl is phenyl.

[0060] The term "aryl(1-6C)alkyl" means an aryl group covalently attached to a (1-6C)alkylene group, both of which are defined herein. Examples of aryl-(1-6C)alkyl groups include benzyl, phenylethyl, and the like.

[0061] This specification also makes use of several composite terms to describe groups comprising more than one functionality. Such terms will be understood by a person skilled in the art. For example heterocyclyl(m-nC)alkyl comprises (m-nC)alkyl substituted by heterocyclyl.

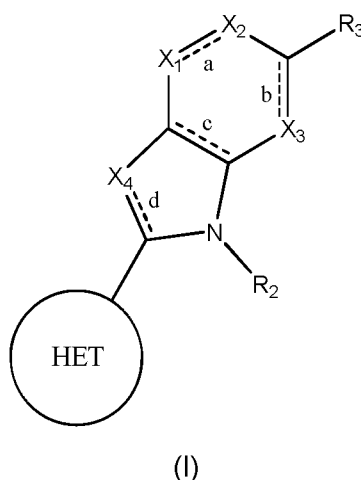
[0062] The term "optionally substituted" refers to either groups, structures, or molecules that are substituted and those that are not substituted. The term "wherein a/any CH, CH₂, CH₃ group or heteroatom (i.e. NH) within a R¹ group is optionally substituted" suitably means that (any) one of the hydrogen radicals of the R¹ group is substituted by a relevant stipulated group.

[0063] Where optional substituents are chosen from "one or more" groups it is to be understood that this definition includes all substituents being chosen from one of the specified groups or the substituents being chosen from two or more of the specified groups.

[0064] The phrase "compound of the invention" means those compounds which are disclosed herein, both generically and specifically.

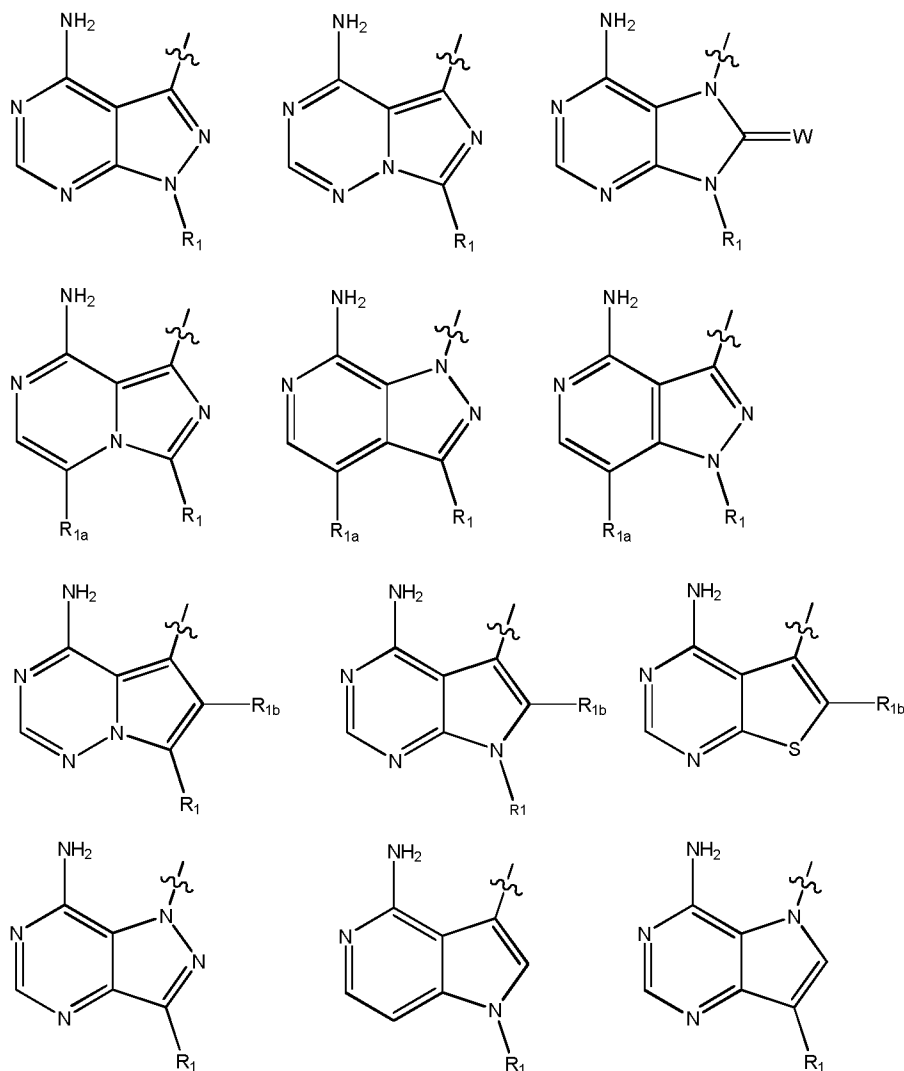
Compounds of the invention


[0065] In one aspect, the present invention relates to compounds, or pharmaceutically acceptable salts, hydrates or solvates thereof, having the structural formula (I) shown below:



wherein:

HET is selected from one of the following:



wherein  denotes the point of attachment;

R₁ is selected from hydrogen, (1-4C)haloalkyl, (1-4C)haloalkoxy or a group of the formula:



wherein:

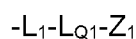
L is absent or (1-5C)alkylene optionally substituted by one or more substituents selected from (1-2C)alkyl or oxo;

Y is absent or O, S, SO, SO₂, N(R_a), C(O), C(O)O, OC(O), C(O)N(R_a), N(R_a)C(O), N(R_a)C(O)N(R_b), N(R_a)C(O)O, OC(O)N(R_a), S(O)₂N(R_a), or N(R_a)SO₂, wherein R_a and R_b are each independently selected from hydrogen or (1-4C)alkyl; and

Q is hydrogen, (1-6C)alkyl, (2-6C)alkenyl, (2-6C)alkynyl, aryl, (3-10C)cycloalkyl, (3-10C)cycloalkenyl, heteroaryl or heterocyclyl;

wherein Q is optionally further substituted by one or more substituent groups independently selected from (1-4C)alkyl, halo, (1-4C)haloalkyl, (1-4C)haloalkoxy, amino, (1-4C)aminoalkyl, cyano, hydroxy, carboxy, carbamoyl, sulphamoyl, mercapto, ureido, NR_cR_d , OR_c , C(O)R_c , C(O)OR_c , OC(O)R_c , $\text{C(O)N(R}_d\text{)R}_c$, $\text{N(R}_d\text{)C(O)R}_c$, $\text{S(O)}_y\text{R}_c$ (where y is 0, 1 or 2), $\text{SO}_2\text{N(R}_d\text{)R}_c$, $\text{N(R}_d\text{)SO}_2\text{R}_c$, $\text{Si(R}_d\text{)(R}_c\text{)R}_e$ or $(\text{CH}_2)_z\text{NR}_c\text{R}_d$ (where z is 1, 2 or 3); wherein R_c , R_d and R_e are each independently selected from hydrogen, (1-6C)alkyl or (3-6C)cycloalkyl; or R_c and R_d can be linked such that, together with the nitrogen atom to which they are attached, they form a 4-7 membered heterocyclic ring which is optionally substituted by one or more substituents selected from (1-4C)alkyl, halo, (1-4C)haloalkyl, (1-4C)haloalkoxy, (1-4C)alkoxy, (1-4C)alkylamino, amino, cyano or hydroxyl; or

Q is optionally substituted by a group of the formula:



wherein:

L_1 is absent or (1-3C)alkylene optionally substituted by one or more substituents selected from (1-2C)alkyl or oxo;

L_{Q1} is absent or selected from O, S, SO, SO_2 , $\text{N(R}_f\text{)}$, C(O) , C(O)O , OC(O) , $\text{C(O)N(R}_f\text{)}$, $\text{N(R}_f\text{)C(O)}$, $\text{N(R}_g\text{)C(O)N(R}_f\text{)}$, $\text{N(R}_f\text{)C(O)O}$, $\text{OC(O)N(R}_f\text{)}$, $\text{S(O)}_2\text{N(R}_f\text{)}$, or $\text{N(R}_f\text{)SO}_2$, wherein R_f and R_g are each independently selected from hydrogen or (1-2C)alkyl; and

Z_1 is hydrogen, (1-6C)alkyl, aryl, aryl(1-2C)alkyl, (3-8C)cycloalkyl, (3-8C)cycloalkenyl, heteroaryl or heterocyclyl; wherein Z_1 is optionally substituted by one or more substituents selected from (1-4C)alkyl, halo, (1-4C)haloalkyl, (1-4C)haloalkoxy, (1-4C)alkoxy, (1-4C)alkylamino, amino, cyano, hydroxy, carboxy, carbamoyl, sulphamoyl, mercapto, ureido, aryl, heteroaryl, heterocycyl, (3-6C)cycloalkyl, NR_hR_i , OR_h , C(O)R_h , C(O)OR_h , OC(O)R_h , $\text{C(O)N(R}_i\text{)R}_h$, $\text{N(R}_i\text{)C(O)R}_h$, $\text{S(O)}_{y^a}\text{R}_h$ (where y^a is 0, 1 or 2), $\text{SO}_2\text{N(R}_i\text{)R}_h$, $\text{N(R}_i\text{)SO}_2\text{R}_h$ or $(\text{CH}_2)_{z^a}\text{NR}_i\text{R}_h$ (where z^a is 1, 2 or 3); wherein R_h and R_i are each independently selected from hydrogen, (1-4C)alkyl or (3-6C)cycloalkyl;

R_{1a} and R_{1b} are each independently selected from hydrogen, (1-4C)alkyl, halo, (1-4C)haloalkyl, (1-4C)haloalkoxy, (1-4C)alkoxy, (1-4C)alkylamino, amino, cyano, hydroxy, carboxy, carbamoyl, sulphamoyl or mercapto;

W is selected from O, S or NR_j , wherein R_j is selected from hydrogen or (1-2C)alkyl;

bonds **a**, **b**, **c** and **d** are independently selected from a single or double bond;

X_1 and X_2 are each independently selected from N or CR_k when bond **a** is a double bond, or NR_l or CR_kR_l when bond **a** is a single bond;

wherein

R_k is selected from hydrogen, halo, (1-4C)alkyl, (1-4C)alkoxy, amino, (1-4C)alkylamino, (1-4C)dialkylamino, cyano, (2C)alkynyl, $C(O)R_{k1}$, $C(O)OR_{k1}$, $OC(O)R_{k1}$, $C(O)N(R_{k2})R_{k1}$, $N(R_{k2})C(O)R_{k1}$, $S(O)_{y^b}R_{k1}$ (where y^b is 0, 1 or 2), $SO_2N(R_{k2})R_{k1}$, $N(R_{k2})SO_2R_{k1}$ or $(CH_2)_{z^b}NR_{k1}R_{k2}$ (where z^b is 1, 2 or 3); wherein said (1-4C)alkyl is optionally substituted by one or more substituents selected from amino, hydroxy, (1-2C)alkoxy or halo;

R_l is selected from hydrogen or (1-4C)alkyl; and

R_{k1} and R_{k2} are each independently selected from hydrogen or (1-4C)alkyl;

X_3 is selected from N or CR_m when bond **b** is a double bond, or NR_n or CR_mR_n when bond **b** is a single bond;

wherein

R_m is selected from hydrogen, halo, (1-4C)alkyl, (1-4C)alkoxy, amino, (1-4C)alkylamino, (1-4C)dialkylamino, cyano, (2C)alkynyl, $C(O)R_{m1}$, $C(O)OR_{m1}$, $OC(O)R_{m1}$, $C(O)N(R_{m2})R_{m1}$, $N(R_{m2})C(O)R_{m1}$, $S(O)_{y^c}R_{m1}$ (where y^c is 0, 1 or 2), $SO_2N(R_{m2})R_{m1}$, $N(R_{m2})SO_2R_{m1}$ or $(CH_2)_{z^c}NR_{m1}R_{m2}$ (where z^c is 1, 2 or 3); wherein said (1-4C)alkyl is optionally substituted by one or more substituents selected from amino, hydroxy, (1-2C)alkoxy or halo;

R_n is selected from hydrogen or (1-4C)alkyl; and

R_{m1} and R_{m2} are each independently selected from hydrogen or (1-4C)alkyl;

X₄ is selected from N or CR_o when bond **d** is a double bond, or NR_x or CR_oR_x when bond **d** is a single bond;

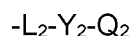
wherein

R_o is selected from hydrogen, halo, (1-4C)alkyl, (1-4C)alkoxy, amino, (1-4C)alkylamino, (1-4C)dialkylamino, cyano, (2C)alkynyl, C(O)R_{o1}, C(O)OR_{o1}, OC(O)R_{o1}, C(O)N(R_{o2})R_{o1}, N(R_{o2})C(O)R_{o1}, S(O)_{y^d}R_{o1} (where y^d is 0, 1 or 2), SO₂N(R_{o2})R_{o1}, N(R_{o2})SO₂R_{o1} or (CH₂)_{z^d}NR_{o1}R_{o2} (where z^d is 1, 2 or 3); wherein said (1-4C)alkyl is optionally substituted by one or more substituents selected from amino, hydroxy, (1-2C)alkoxy or halo;

R_x is selected from hydrogen or (1-4C)alkyl; and

R_{o1} and R_{o2} are each independently selected from hydrogen or (1-4C)alkyl;

R₂ is selected from hydrogen, (1-4C)alkyl or a group of the formula:



wherein:

L₂ is absent or (1-3C)alkylene optionally substituted by one or more substituents selected from (1-2C)alkyl or oxo;

Y₂ is absent or C(O), C(O)O, C(O)N(R_p), wherein R_p is selected from hydrogen or (1-4C)alkyl; and

Q₂ is hydrogen, (1-6C)alkyl, aryl, (3-8C)cycloalkyl, (3-8C)cycloalkenyl, heteroaryl or heterocyclyl; wherein Q₂ is optionally further substituted by one or more substituent groups independently selected from (1-4C)alkyl, halo, (1-4C)haloalkyl, (1-4C)haloalkoxy, amino, cyano, hydroxy, carboxy, carbamoyl, sulphamoyl, NR_qR_r, OR_q, wherein R_q and R_r are each independently selected from hydrogen, (1-4C)alkyl or (3-6C)cycloalkyl;

R₃ is selected from a group of the formula:

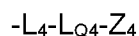


wherein:

Y₃ is C(O), C(O)N(R_y), C(O)N(R_y)O, N(R_y)(O)C, C(O)O, OC(O), N(R_y)C(O)N(R_{y1}), SO₂N(R_y), N(R_y)SO₂, oxazolyl, triazolyl, oxadiazolyl,

thiazolyl, imidazolyl, thiadiazolyl, pyridinyl, pyrazolyl, pyrrolyl or tetrazolyl, wherein R_y and R_{y1} are independently selected from hydrogen or (1-2C)alkyl; and

Q_3 is hydrogen, (1-6C)alkyl, aryl, aryl(1-2C)alkyl, (3-8C)cycloalkyl, (3-8C)cycloalkenyl, heteroaryl or heterocyclyl; wherein Q_3 is optionally further substituted by one or more substituent groups independently selected from (1-4C)alkyl, halo, (1-4C)haloalkyl, (1-4C)haloalkoxy, amino, cyano, hydroxy, carboxy, carbamoyl, sulphamoyl, NR_zR_{aa} , OR_z , wherein R_z and R_{aa} are each independently selected from hydrogen, (1-4C)alkyl or (3-6C)cycloalkyl; or Q_3 is optionally substituted by a group of the formula:



wherein:

L_4 is absent or (1-3C)alkylene optionally substituted by one or more substituents selected from (1-2C)alkyl or oxo;

L_{Q4} is absent or selected from O, S, SO, SO_2 , $N(R_{ab})$, $C(O)$, $C(O)O$, $OC(O)$, $C(O)N(R_{ab})$, $N(R_{ab})C(O)$, $N(R_{ac})C(O)N(R_{ab})$, $N(R_{ab})C(O)O$, $OC(O)N(R_{ab})$, $S(O)_2N(R_{ab})$, or $N(R_{ab})SO_2$, wherein R_{ab} and R_{ac} are each independently selected from hydrogen or (1-2C)alkyl; and

Z_4 is hydrogen, (1-6C)alkyl, aryl, aryl(1-2C)alkyl, (3-8C)cycloalkyl, (3-8C)cycloalkenyl, heteroaryl or heterocyclyl; wherein Z_4 is optionally substituted by one or more substituents selected from (1-4C)alkyl, halo, (1-4C)haloalkyl, (1-4C)haloalkoxy, (1-4C)alkoxy, (1-4C)alkylamino, amino, cyano, hydroxy, carboxy, carbamoyl, sulphamoyl, mercapto, ureido, aryl, heteroaryl, heterocyclyl, (3-6C)cycloalkyl, $NR_{ad}R_{ae}$, OR_{ad} , $C(O)R_{ad}$, $C(O)OR_{ad}$, $OC(O)R_{ad}$, $C(O)N(R_{ae})R_{ad}$, $N(R_{ae})C(O)R_{ad}$, $S(O)_{y^e}R_{ad}$ (where y^e is 0, 1 or 2), $SO_2N(R_{ae})R_{ad}$, $N(R_{ae})SO_2R_{ad}$ or $(CH_2)_{z^e}NR_{ad}R_{ae}$ (where z^e is 1, 2 or 3); wherein R_{ad} and R_{ae} are each independently selected from hydrogen, (1-4C)alkyl or (3-6C)cycloalkyl; or

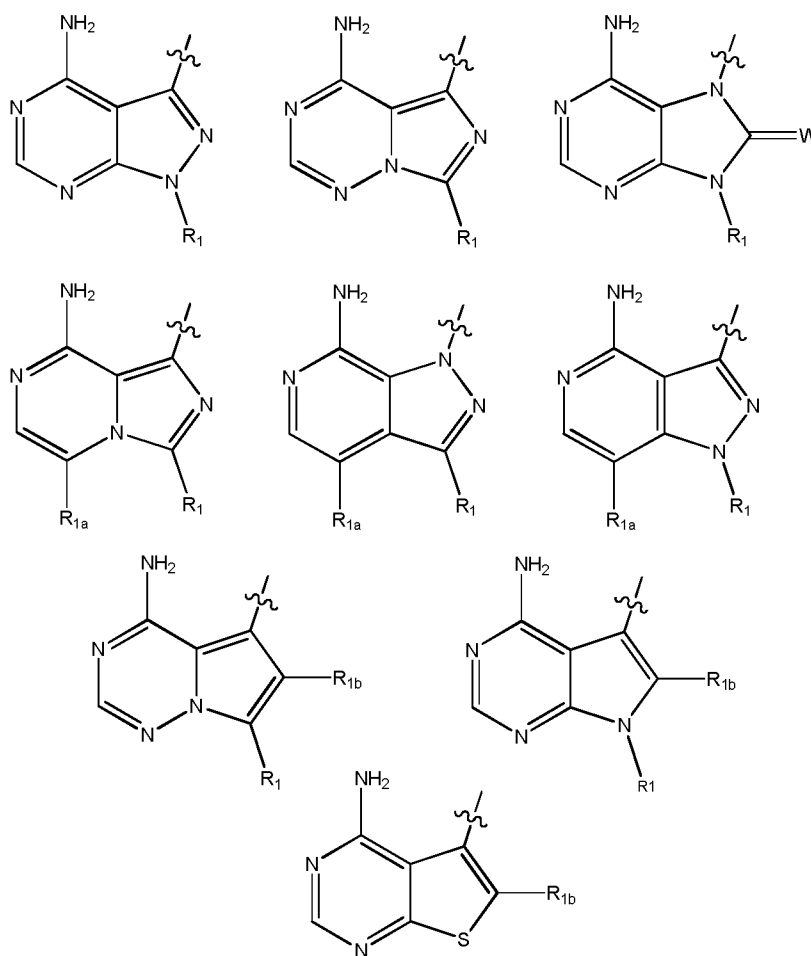
Q_3 and R_y are linked such that, together with the nitrogen atom to which they are attached, they form a 4-7 membered heterocyclic ring which is

optionally substituted by one or more substituents selected from (1-4C)alkyl, halo, (1-4C)haloalkyl, (1-4C)haloalkoxy, (1-4C)alkoxy, (1-4C)alkylamino, amino, cyano or hydroxyl;

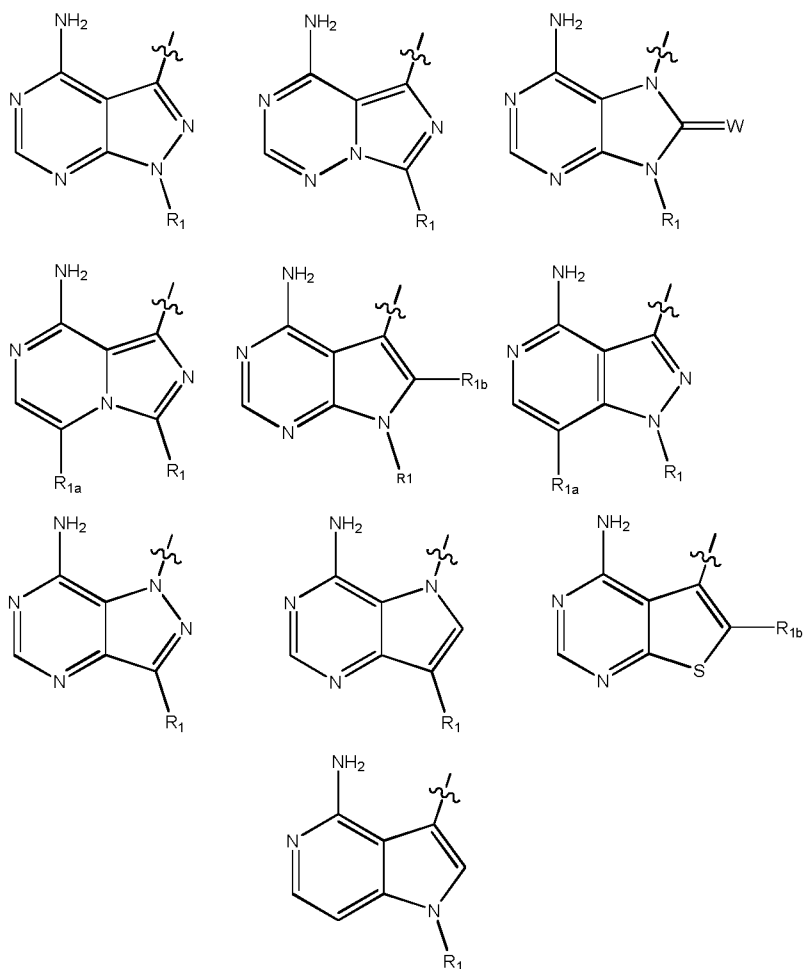
with the proviso that only one or two of X_1 , X_2 , X_3 or X_4 can be N.

[0066] Particular compounds of the invention include, for example, compounds of the Formula I, or pharmaceutically acceptable salts and/or solvates thereof, wherein, unless otherwise stated, each of HET, R_1 , R_{1a} , R_{1b} , W, bonds a, b, c and d, X_1 , X_2 , X_3 , X_4 , R_2 and R_3 and any associated substituent groups has any of the meanings defined hereinbefore or in any of paragraphs (1) to (68) hereinafter:-

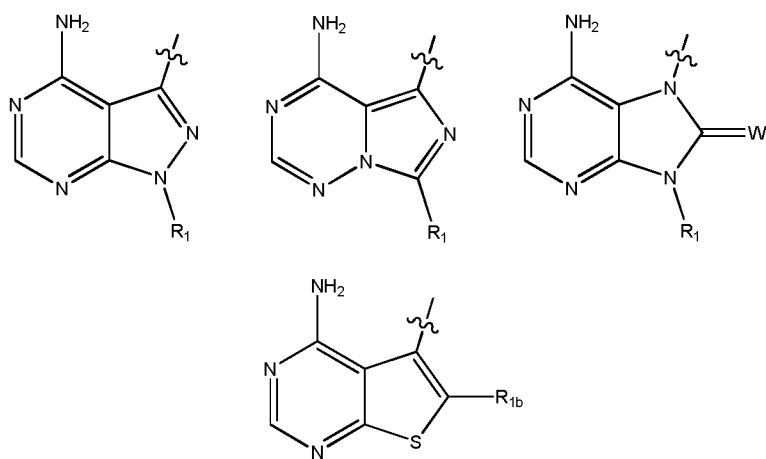
(1) HET is selected from one of the following:



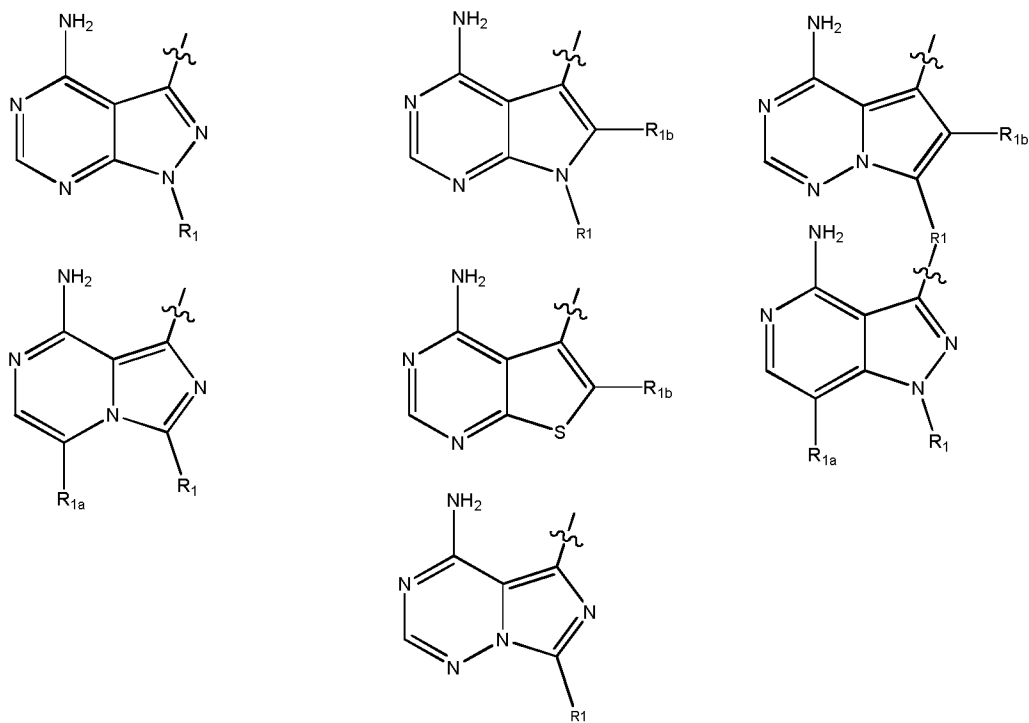
(2) HET is selected from one of the following:



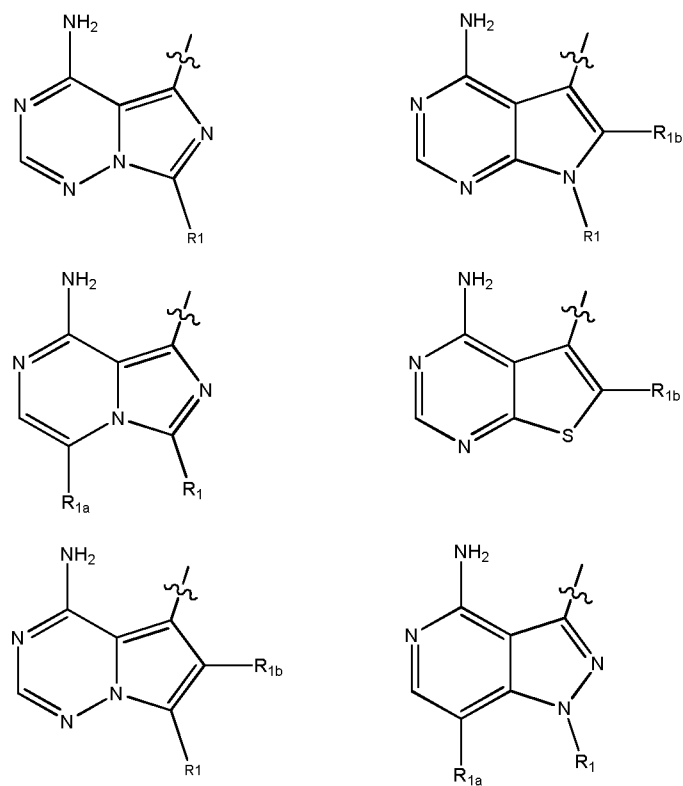
(3) HET is selected from one of the following:



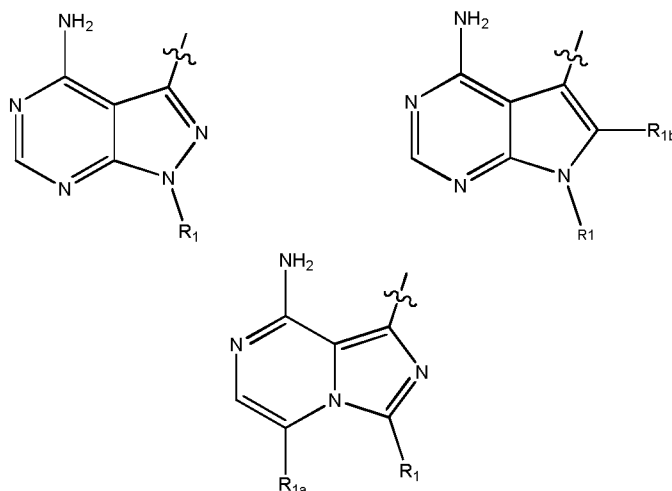
(4) HET is selected from one of the following:



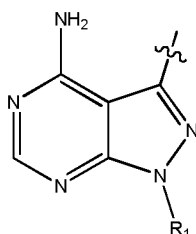
(5) HET is selected from one of the following:



- (6) HET is selected from one of the following:



- (7) HET is:



- (8) R₁ is selected from hydrogen, (1-4C)haloalkyl, (1-4C)haloalkoxy or a group of the formula:



wherein:

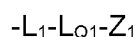
L is absent or (1-5C)alkylene optionally substituted by one or more substituents selected from (1-2C)alkyl or oxo;

Y is absent or O, S, SO, SO₂, N(R_a), C(O), C(O)O, OC(O), C(O)N(R_a), N(R_a)C(O), S(O)₂N(R_a), or N(R_a)SO₂, wherein R_a is selected from hydrogen or (1-4C)alkyl; and

Q is hydrogen, (1-6C)alkyl, (2-6C)alkenyl, (2-6C)alkynyl, aryl, (3-10C)cycloalkyl, (3-10C)cycloalkenyl, heteroaryl or heterocyclyl; wherein Q is optionally further substituted by one or more substituent groups independently selected from (1-4C)alkyl, halo, (1-4C)haloalkyl, (1-4C)haloalkoxy, amino, (1-4C)aminoalkyl, cyano, hydroxy, carboxy, carbamoyl, sulphamoyl, mercapto, ureido, NR_cR_d, OR_c, C(O)R_c, C(O)OR_c, OC(O)R_c, C(O)N(R_d)R_c, N(R_d)C(O)R_c, S(O)_yR_c (where y is 0, 1 or 2), SO₂N(R_d)R_c, N(R_d)SO₂R_c, Si(R_d)(R_c)R_e or (CH₂)_zNR_dR_c (where

z is 1, 2 or 3); wherein R_c , R_d and R_e are each independently selected from hydrogen, (1-6C)alkyl or (3-6C)cycloalkyl; or R_c and R_d can be linked such that, together with the nitrogen atom to which they are attached, they form a 4-7 membered heterocyclic ring which is optionally substituted by one or more substituents selected from (1-4C)alkyl, halo, (1-4C)haloalkyl, (1-4C)haloalkoxy, (1-4C)alkoxy, (1-4C)alkylamino, amino, cyano or hydroxy; or

Q is optionally substituted by a group of the formula:



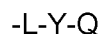
wherein:

L_1 is absent or (1-3C)alkylene optionally substituted by one or more substituents selected from (1-2C)alkyl;

L_{Q1} is absent or selected from O, S, SO, SO₂, N(R_f), C(O), C(O)O, OC(O), C(O)N(R_f), N(R_f)C(O), N(R_f)C(O)O, S(O)₂N(R_f), or N(R_f)SO₂, wherein R_f is selected from hydrogen or (1-2C)alkyl; and

Z_1 is hydrogen, (1-6C)alkyl, aryl, aryl(1-2C)alkyl, (3-8C)cycloalkyl, (3-8C)cycloalkenyl, heteroaryl or heterocyclyl; wherein Z_1 is optionally substituted by one or more substituents selected from (1-4C)alkyl, halo, (1-4C)haloalkyl, (1-4C)haloalkoxy, (1-4C)alkoxy, (1-4C)alkylamino, amino, cyano, hydroxy, carboxy, carbamoyl, sulphamoyl, mercapto, ureido, aryl, heteroaryl, heterocyclyl, (3-6C)cycloalkyl, NR_hR_i or OR_h, wherein R_h and R_i are each independently selected from hydrogen, (1-4C)alkyl or (3-6C)cycloalkyl;

- (9) R_1 is selected from hydrogen, (1-4C)haloalkyl, (1-4C)haloalkoxy or a group of the formula:



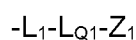
wherein:

L is absent or (1-3C)alkylene optionally substituted by one or more substituents selected from (1-2C)alkyl or oxo;

Y is absent or O, N(R_a), C(O), C(O)O, OC(O), C(O)N(R_a), N(R_a)C(O), S(O)₂N(R_a), or N(R_a)SO₂, wherein R_a is selected from hydrogen or (1-4C)alkyl; and

Q is hydrogen, (1-6C)alkyl, (2-6C)alkenyl, (2-6C)alkynyl, aryl, (3-10C)cycloalkyl, (3-10C)cycloalkenyl, heteroaryl or heterocyclyl; wherein Q is optionally further substituted by one or more substituent groups independently selected from (1-4C)alkyl, halo, (1-4C)haloalkyl, (1-4C)haloalkoxy, amino, (1-4C)aminoalkyl, cyano, hydroxy, carboxy, carbamoyl, sulphamoyl, mercapto, ureido, NR_cR_d, OR_c, C(O)R_c, C(O)OR_c, OC(O)R_c, C(O)N(R_d)R_c, N(R_d)C(O)R_c, S(O)_yR_c (where y is 0, 1 or 2), SO₂N(R_d)R_c, N(R_d)SO₂R_c, Si(R_d)(R_c)R_e or (CH₂)_zNR_dR_c (where z is 1, 2 or 3); wherein R_c, R_d and R_e are each independently selected from hydrogen, (1-6C)alkyl or (3-6C)cycloalkyl; or R_c and R_d can be linked such that, together with the nitrogen atom to which they are attached, they form a 4-7 membered heterocyclic ring which is optionally substituted by one or more substituents selected from (1-4C)alkyl, halo, (1-4C)haloalkyl, (1-4C)haloalkoxy, (1-4C)alkoxy, (1-4C)alkylamino, amino, cyano or hydroxy; or

Q is optionally substituted by a group of the formula:



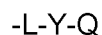
wherein:

L₁ is absent or (1-3C)alkylene optionally substituted by one or more substituents selected from (1-2C)alkyl;

L_{Q1} is absent or selected from C(O), C(O)O, OC(O), C(O)N(R_f), N(R_f)C(O) or N(R_f)C(O)O, wherein R_f is selected from hydrogen or (1-2C)alkyl; and

Z₁ is hydrogen, (1-6C)alkyl, aryl, aryl(1-2C)alkyl, (3-8C)cycloalkyl, (3-8C)cycloalkenyl, heteroaryl or heterocyclyl; wherein Z₁ is optionally substituted by one or more substituents selected from (1-4C)alkyl, halo, (1-4C)haloalkyl, (1-4C)haloalkoxy, (1-4C)alkoxy, (1-4C)alkylamino, amino, cyano, hydroxy, NR_hR_i or OR_h, wherein R_h and R_i are each independently selected from hydrogen, (1-4C)alkyl or cyclopropyl;

- (10) R_1 is selected from hydrogen, (1-4C)haloalkyl, (1-4C)haloalkoxy or a group of the formula:



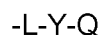
wherein:

L is absent or (1-3C)alkylene optionally substituted by one or more substituents selected from (1-2C)alkyl or oxo;

Y is absent or O, $N(R_a)$, $C(O)$, $C(O)O$, $OC(O)$, $C(O)N(R_a)$, $N(R_a)C(O)$, $S(O)_2N(R_a)$, or $N(R_a)SO_2$, wherein R_a is selected from hydrogen or (1-4C)alkyl; and

Q is hydrogen, (1-6C)alkyl, (2-6C)alkenyl, (2-6C)alkynyl, aryl, (3-10C)cycloalkyl, (3-10C)cycloalkenyl, heteroaryl or heterocyclyl; wherein Q is optionally further substituted by one or more substituent groups independently selected from (1-4C)alkyl, halo, (1-4C)haloalkyl, (1-4C)haloalkoxy, amino, (1-4C)aminoalkyl, cyano, hydroxy, carboxy, carbamoyl, sulphamoyl, mercapto, ureido, NR_cR_d , OR_c , $C(O)R_c$, $C(O)OR_c$, $OC(O)R_c$, $C(O)N(R_d)R_c$, $N(R_d)C(O)R_c$, $S(O)_yR_c$ (where y is 0, 1 or 2), $SO_2N(R_d)R_c$, $N(R_d)SO_2R_c$, $Si(R_d)(R_c)R_e$ or $(CH_2)_zNR_dR_c$ (where z is 1, 2 or 3); wherein R_c , R_d and R_e are each independently selected from hydrogen, (1-6C)alkyl or (3-6C)cycloalkyl; or R_c and R_d can be linked such that, together with the nitrogen atom to which they are attached, they form a 4-7 membered heterocyclic ring which is optionally substituted by one or more substituents selected from (1-4C)alkyl, halo, (1-4C)haloalkyl, (1-4C)haloalkoxy, (1-4C)alkoxy, (1-4C)alkylamino, amino, cyano or hydroxy;

- (11) R_1 is selected from hydrogen, (1-4C)haloalkyl, (1-4C)haloalkoxy or a group of the formula:



wherein:

L is absent or (1-3C)alkylene optionally substituted by one or more substituents selected from (1-2C)alkyl or oxo;

Y is absent or $C(O)$, $C(O)O$, $OC(O)$, $C(O)N(R_a)$ or $N(R_a)C(O)$, wherein R_a is selected from hydrogen or (1-4C)alkyl; and

Q is hydrogen, (1-6C)alkyl, (2-6C)alkenyl, (2-6C)alkynyl, aryl, (3-10C)cycloalkyl, (3-10C)cycloalkenyl, heteroaryl or heterocyclyl; wherein Q is optionally further substituted by one or more substituent groups independently selected from (1-4C)alkyl, halo, (1-4C)haloalkyl, (1-4C)haloalkoxy, amino, (1-4C)aminoalkyl, cyano, hydroxy, carboxy, carbamoyl, sulphamoyl, mercapto, ureido, NR_cR_d , OR_c , C(O)R_c , C(O)OR_c , OC(O)R_c , $\text{C(O)N(R}_d\text{)R}_c$, $\text{N(R}_d\text{)C(O)R}_c$, $\text{S(O)}_y\text{R}_c$ (where y is 0, 1 or 2), $\text{SO}_2\text{N(R}_d\text{)R}_c$, $\text{N(R}_d\text{)SO}_2\text{R}_c$, $\text{Si(R}_d\text{)(R}_c\text{)R}_e$ or $(\text{CH}_2)_z\text{NR}_d\text{R}_c$ (where z is 1, 2 or 3); wherein R_c , R_d and R_e are each independently selected from hydrogen, (1-6C)alkyl or (3-6C)cycloalkyl;

- (12) R_1 is selected from hydrogen, (1-4C)haloalkyl, (1-4C)haloalkoxy, (1-6C)alkyl, (2-6C)alkenyl, (2-6C)alkynyl, aryl, (3-10C)cycloalkyl, (3-10C)cycloalkenyl, heteroaryl or heterocyclyl; wherein each of said substituents is optionally further substituted by one or more substituent groups independently selected from (1-4C)alkyl, halo, (1-4C)haloalkyl, (1-4C)haloalkoxy, amino, (1-4C)aminoalkyl, cyano, hydroxy, carboxy, carbamoyl, sulphamoyl, mercapto, ureido, NR_cR_d , OR_c , C(O)R_c , C(O)OR_c , OC(O)R_c , $\text{C(O)N(R}_d\text{)R}_c$, $\text{N(R}_d\text{)C(O)R}_c$, $\text{S(O)}_y\text{R}_c$ (where y is 0, 1 or 2), $\text{SO}_2\text{N(R}_d\text{)R}_c$, $\text{N(R}_d\text{)SO}_2\text{R}_c$, $\text{Si(R}_d\text{)(R}_c\text{)R}_e$ or $(\text{CH}_2)_z\text{NR}_d\text{R}_c$ (where z is 1, 2 or 3); wherein R_c , R_d and R_e are each independently selected from hydrogen, (1-6C)alkyl or (3-6C)cycloalkyl;
- (13) R_1 is selected from hydrogen, (1-4C)haloalkyl, (1-4C)haloalkoxy, (1-6C)alkyl, (3-10C)cycloalkyl or heterocyclyl; wherein each of said substituents is optionally further substituted by one or more substituent groups independently selected from (1-4C)alkyl, halo, (1-4C)haloalkyl, (1-4C)haloalkoxy, amino, (1-4C)aminoalkyl, cyano, hydroxy, carboxy, carbamoyl, sulphamoyl, mercapto, ureido, NR_cR_d , OR_c or $\text{Si(R}_d\text{)(R}_c\text{)R}_e$; wherein R_c , R_d and R_e are each independently selected from hydrogen or (1-6C)alkyl;
- (14) R_1 is selected from hydrogen, (1-6C)alkyl, 4-7 membered heterocyclyl or (3-10C)cycloalkyl; wherein each of said substituents is optionally further substituted by one or more substituent groups independently selected from (1-4C)alkyl, halo, amino, (1-4C)aminoalkyl, cyano, hydroxy, carboxy, NR_cR_d , OR_c , $\text{S(O)}_2\text{R}_c$ or $\text{Si(R}_d\text{)(R}_c\text{)R}_e$; wherein R_c , R_d and R_e are each independently selected from hydrogen or (1-4C)alkyl;
- (15) R_1 is selected from hydrogen, (4-6C)alkyl or 4-7 membered heterocyclyl; wherein each of said substituents is optionally further substituted by one or more substituent groups independently selected from (1-4C)alkyl, halo, amino, (1-4C)aminoalkyl,

- cyano, hydroxy, carboxy, NR_cR_d , OR_c or $\text{S}(\text{O})_2\text{R}_c$; wherein R_c , and R_d are each independently selected from hydrogen or (1-4C)alkyl;
- (16) R_1 is selected from hydrogen, (1-6C)alkyl or (3-10C)cycloalkyl; wherein each of said substituents is optionally further substituted by one or more substituent groups independently selected from (1-4C)alkyl, halo, amino, (1-4C)aminoalkyl, cyano, hydroxy, carboxy, NR_cR_d , OR_c or $\text{Si}(\text{R}_d)(\text{R}_c)\text{R}_e$; wherein R_c , R_d and R_e are each independently selected from hydrogen or (1-4C)alkyl;
- (157) R_1 is selected from hydrogen, (1-6C)alkyl or (3-6C)cycloalkyl; wherein each of said substituents is optionally further substituted by one or more substituent groups independently selected from (1-4C)alkyl, OR_c or $\text{Si}(\text{R}_d)(\text{R}_c)\text{R}_e$; wherein R_c , R_d and R_e are each independently selected from hydrogen or (1-2C)alkyl;
- (18) R_1 is a (1-6C)alkyl or (4-6C)cycloalkyl;
- (19) R_1 is a (4-6C)alkyl;
- (20) R_1 is *tert*-butyl;
- (21) R_{1a} and R_{1b} are each independently selected from hydrogen, (1-4C)alkyl, halo, (1-4C)haloalkyl, (1-4C)haloalkoxy, (1-4C)alkoxy, (1-4C)alkylamino, amino, cyano or hydroxy;
- (22) R_{1a} and R_{1b} are each independently selected from hydrogen, (1-4C)alkyl, halo, (1-4C)haloalkyl, (1-4C)alkoxy, amino, cyano or hydroxy;
- (23) R_{1a} and R_{1b} are each independently selected from hydrogen or (1-4C)alkyl;
- (24) R_{1a} and R_{1b} are each hydrogen;
- (25) W is selected from O or S;
- (26) W is O;
- (27) bonds **a**, **b**, **c** and **d** are all double bonds;
- (28) bonds **a**, **b**, **c** and **d** are all single bonds;
- (29) X_1 and X_2 are each independently selected from N or CR_k when bond **a** is a double bond, or NR_i or CR_kR_i when bond **a** is a single bond;

wherein

R_k is selected from hydrogen, halo, (1-4C)alkyl, (1-4C)alkoxy, amino, (1-4C)alkylamino, (1-4C)dialkylamino, cyano, (2C)alkynyl, wherein said (1-4C)alkyl is optionally substituted by one or more substituents selected from amino, hydroxy, (1-2C)alkoxy or halo; and

R_i is selected from hydrogen or (1-4C)alkyl;

- (30) X_1 and X_2 are each independently selected from N or CR_k when bond **a** is a double bond, or NR_i or CR_kR_i when bond **a** is a single bond;

wherein

R_k is selected from hydrogen, halo, (1-4C)alkyl, (1-4C)alkoxy, amino, (1-4C)alkylamino, (1-4C)dialkylamino, cyano, (2C)alkynyl; and

R_i is selected from hydrogen or (1-4C)alkyl;

- (31) X_1 and X_2 are each independently selected from N or CR_k and bond **a** is a double bond, wherein R_k is selected from hydrogen, halo, (1-4C)alkyl or amino;
- (32) X_1 and X_2 are CR_k and bond **a** is a double bond, wherein R_k is selected from hydrogen, halo or (1-4C)alkyl;
- (33) X_1 and X_2 are each independently selected from N or CH and bond **a** is a double bond;
- (34) X_1 and X_2 are CH and bond **a** is a double bond;
- (35) X_3 is selected from N or CR_i when bond **b** is a double bond, or NR_n or CR_mR_n when bond **b** is a single bond;

wherein

R_m is selected from hydrogen, halo, (1-4C)alkyl, (1-4C)alkoxy, amino, (1-4C)alkylamino, (1-4C)dialkylamino, cyano, (2C)alkynyl, wherein said (1-4C)alkyl is optionally substituted by one or more substituents selected from amino, hydroxy, (1-2C)alkoxy or halo; and

R_n is selected from hydrogen or (1-4C)alkyl;

- (36) X_3 is selected from N or CR_m when bond **b** is a double bond, or NR_n or CR_mR_n when bond **b** is a single bond;

wherein

R_m is selected from hydrogen, halo, (1-4C)alkyl, (1-4C)alkoxy, amino, (1-4C)alkylamino, (1-4C)dialkylamino, cyano, (2C)alkynyl; and

R_n is selected from hydrogen or (1-4C)alkyl;

- (37) X_3 is selected from N or CR_m and bond **b** is a double bond, wherein R_m is selected from hydrogen, halo, (1-4C)alkyl or amino;

- (38) X_3 is CR_m and bond **b** is a double bond, wherein R_m is selected from hydrogen, halo, (1-4C)alkyl or amino;
- (39) X_3 is selected from N or CH and bond **b** is a double bond;
- (40) X_3 is CH and bond **b** is a double bond;
- (41) X_4 is selected from N or CR_o when bond **d** is a double bond, or NR_x or CR_oR_x when bond **d** is a single bond;

wherein

R_o is selected from hydrogen, halo, (1-4C)alkyl, (1-4C)alkoxy, amino, (1-4C)alkylamino, (1-4C)dialkylamino, cyano, (2C)alkynyl, wherein said (1-4C)alkyl is optionally substituted by one or more substituents selected from amino, hydroxy, (1-2C)alkoxy or halo; and

R_x is selected from hydrogen or (1-4C)alkyl;

- (42) X_4 is selected from N or CR_o when bond **d** is a double bond, or NR_x or CR_oR_x when bond **d** is a single bond;

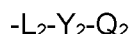
wherein

R_o is selected from hydrogen, halo, (1-4C)alkyl, (1-4C)alkoxy, amino, (1-4C)alkylamino, (1-4C)dialkylamino, cyano or (2C)alkynyl; and

R_x is selected from hydrogen or (1-4C)alkyl;

- (43) X_4 is selected from N or CR_o and bond **d** is a double bond, wherein R_o is selected from halo, (1-4C)alkyl, (1-4C)alkoxy, amino, (1-4C)alkylamino, (1-4C)dialkylamino, cyano, (2C)alkynyl, $C(O)R_{o1}$, $C(O)OR_{o1}$, $OC(O)R_{o1}$, $C(O)N(R_{o2})R_{o1}$, $N(R_{o2})C(O)R_{o1}$, $S(O)_{y^d}R_{o1}$ (where y^d is 0, 1 or 2), $SO_2N(R_{o2})R_{o1}$, $N(R_{o2})SO_2R_{o1}$ or $(CH_2)_{z^d}NR_{o1}R_{o2}$ (where z^d is 1, 2 or 3); wherein said (1-4C)alkyl is optionally substituted by one or more substituents selected from amino, hydroxy, (1-2C)alkoxy or halo; and wherein R_{o1} and R_{o2} are each independently selected from hydrogen or (1-4C)alkyl;
- (44) X_4 is selected from N or CR_o and bond **d** is a double bond, wherein R_o is selected from hydrogen, halo, (1-4C)alkyl, (1-4C)alkoxy, amino, (1-4C)alkylamino, (1-4C)dialkylamino, cyano or (2C)alkynyl;
- (45) X_4 is CR_o and bond **d** is a double bond, wherein R_o is selected from halo, (1-4C)alkyl, (1-4C)alkoxy, amino, (1-4C)alkylamino, (1-4C)dialkylamino, cyano or (2C)alkynyl;
- (46) X_4 is CR_o and bond **d** is a double bond, wherein R_o is selected from hydrogen, halo, (1-4C)alkyl or amino;

- (47) X_4 is CR_o and bond **d** is a double bond, wherein R_o is selected from halo or (1-4C)alkyl;
- (48) X_4 is CR_o and bond **d** is a double bond, wherein R_o is a halogen (e.g. chloro, bromo or fluoro, particularly chloro);
- (49) R_2 is selected from hydrogen, (1-4C)alkyl or a group of the formula:



wherein:

L_2 is absent or (1-3C)alkylene optionally substituted by one or more substituents selected from (1-2C)alkyl or oxo;

Y_2 is absent or $C(O)$, $C(O)O$, $C(O)N(R_p)$, wherein R_p is selected from hydrogen or (1-4C)alkyl; and

Q_2 is hydrogen, (1-6C)alkyl, aryl, (3-8C)cycloalkyl, heteroaryl or heterocyclyl; wherein Q_2 is optionally further substituted by one or more substituent groups independently selected from (1-4C)alkyl, halo, (1-4C)haloalkyl, (1-4C)haloalkoxy, amino, cyano, hydroxy, NR_qR_r , OR_q , wherein R_q and R_r are each independently selected from hydrogen or (1-4C)alkyl;

- (50) R_2 is selected from hydrogen, (1-4C)alkyl or a group of the formula:



wherein:

Y_2 is absent or $C(O)$, $C(O)O$, $C(O)N(R_p)$, wherein R_p is selected from hydrogen or (1-4C)alkyl; and

Q_2 is hydrogen, (1-6C)alkyl, aryl, (3-8C)cycloalkyl, heteroaryl or heterocyclyl; wherein Q_2 is optionally further substituted by one or more substituent groups independently selected from (1-4C)alkyl, halo, (1-4C)haloalkyl, (1-4C)haloalkoxy, amino, cyano, hydroxy, NR_qR_r , OR_q , wherein R_q and R_r are each independently selected from hydrogen or (1-4C)alkyl;

- (51) R_2 is selected from hydrogen, (1-4C)alkyl or a group of the formula:



wherein:

Y_2 is $C(O)N(R_p)$, wherein R_p is selected from hydrogen or (1-4C)alkyl; and

Q_2 is (1-6C)alkyl, aryl, (3-8C)cycloalkyl, heteroaryl or heterocyclyl; wherein Q_2 is optionally further substituted by one or more substituent groups independently selected from (1-4C)alkyl, halo, (1-4C)haloalkyl, (1-4C)haloalkoxy, amino, cyano or hydroxy;

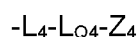
- (52) R_2 is selected from hydrogen or (1-4C)alkyl;
- (53) R_2 is hydrogen;
- (54) R_3 is selected from a group of the formula:



wherein:

Y_3 is C(O), C(O)N(R_y), C(O)N(R_y)O, N(R_y)(O)C, C(O)O, OC(O), N(R_y)C(O)N(R_{y1}), SO₂N(R_y), N(R_y)SO₂, oxazolyl, triazolyl, oxadiazolyl, thiazolyl, imidazolyl, pyrazolyl or tetrazolyl, wherein R_y and R_{y1} are independently selected from hydrogen or (1-2C)alkyl; and

Q_3 is hydrogen, (1-6C)alkyl, (1-6C)alkoxy, aryl, aryl(1-2C)alkyl, (3-8C)cycloalkyl, (3-8C)cycloalkenyl, heteroaryl or heterocyclyl; wherein Q_3 is optionally further substituted by one or more substituent groups independently selected from (1-4C)alkyl, halo, (1-4C)haloalkyl, (1-4C)haloalkoxy, amino, cyano, hydroxy, carboxy, carbamoyl, sulphamoyl, NR_zR_{aa}, OR_z, wherein R_z and R_{aa} are each independently selected from hydrogen, (1-4C)alkyl or (3-6C)cycloalkyl; or Q_3 is optionally substituted by a group of the formula:



wherein:

L_4 is absent or (1-3C)alkylene optionally substituted by one or more substituents selected from (1-2C)alkyl or oxo;

L_{Q4} is absent or selected from O, N(R_{ab}), C(O), C(O)O, OC(O), C(O)N(R_{ab}), N(R_{ab})C(O), S(O)₂N(R_{ab}), or N(R_{ab})SO₂, wherein R_{ab} is selected from hydrogen or (1-2C)alkyl; and

Z_4 is hydrogen, (1-6C)alkyl, aryl, aryl(1-2C)alkyl, (3-8C)cycloalkyl, (3-8C)cycloalkenyl, heteroaryl or heterocyclyl; wherein Z_4 is optionally substituted by one or more substituents selected from (1-4C)alkyl, halo, (1-4C)haloalkyl, (1-4C)haloalkoxy, (1-4C)alkoxy, (1-4C)alkylamino, amino, cyano,

hydroxy, carboxy, carbamoyl, sulphamoyl, mercapto, ureido, aryl, heteroaryl, heterocyclyl, (3-6C)cycloalkyl, $\text{NR}_{\text{ad}}\text{R}_{\text{ae}}$, OR_{ad} , $\text{C(O)}\text{R}_{\text{ad}}$, $\text{C(O)}\text{OR}_{\text{ad}}$, $\text{OC(O)}\text{R}_{\text{ad}}$, $\text{C(O)}\text{N(R}_{\text{ae}})\text{R}_{\text{ad}}$, $\text{N(R}_{\text{ae}})\text{C(O)}\text{R}_{\text{ad}}$, $\text{S(O)}_{\text{ye}}\text{R}_{\text{ad}}$ (where y^{e} is 0, 1 or 2), $\text{SO}_2\text{N(R}_{\text{ae}})\text{R}_{\text{ad}}$, $\text{N(R}_{\text{ae}})\text{SO}_2\text{R}_{\text{ad}}$ or $(\text{CH}_2)_{\text{ze}}\text{NR}_{\text{ad}}\text{R}_{\text{ae}}$ (where z^{e} is 1, 2 or 3); wherein R_{ad} and R_{ae} are each independently selected from hydrogen, (1-4C)alkyl or (3-6C)cycloalkyl; or

Q_3 and R_y are linked such that, together with the nitrogen atom to which they are attached, they form a 4-7 membered heterocyclic ring which is optionally substituted by one or more substituents selected from (1-4C)alkyl, halo, (1-4C)haloalkyl, (1-4C)haloalkoxy, (1-4C)alkoxy, (1-4C)alkylamino, amino, cyano or hydroxyl;

(55) R_3 is selected from a group of the formula:



wherein:

Y_3 is C(O) , $\text{C(O)}\text{N(R}_y\text{)}$, $\text{N(R}_y\text{)}(\text{O})\text{C}$, $\text{C(O)}\text{O}$, OC(O) , triazolyl, oxadiazolyl or tetrazolyl, wherein R_y is selected from hydrogen or (1-2C)alkyl; and

Q_3 is hydrogen, (1-6C)alkyl, aryl, aryl(1-2C)alkyl, (3-8C)cycloalkyl, (3-8C)cycloalkenyl, heteroaryl or heterocyclyl; wherein Q_3 is optionally further substituted by one or more substituent groups independently selected from (1-4C)alkyl, halo, (1-4C)haloalkyl, (1-4C)haloalkoxy, amino, cyano, hydroxy, carboxy, carbamoyl, sulphamoyl, $\text{NR}_z\text{R}_{\text{aa}}$, OR_z , wherein R_z and R_{aa} are each independently selected from hydrogen, (1-4C)alkyl or (3-6C)cycloalkyl; or Q_3 is optionally substituted by a group of the formula:



wherein:

L_4 is absent or (1-3C)alkylene optionally substituted by one or more substituents selected from (1-2C)alkyl or oxo;

L_{Q4} is absent or selected from or O, S, SO, SO_2 , $\text{N(R}_{\text{ab}}\text{)}$, C(O) , $\text{C(O)}\text{O}$, OC(O) , $\text{C(O)}\text{N(R}_{\text{ab}}\text{)}$, $\text{N(R}_{\text{ab}})\text{C(O)}$, $\text{N(R}_{\text{ac}})\text{C(O)}\text{N(R}_{\text{ab}}\text{)}$, $\text{N(R}_{\text{ab}})\text{C(O)}\text{O}$, $\text{OC(O)}\text{N(R}_{\text{ab}}\text{)}$, $\text{S(O)}_2\text{N(R}_{\text{ab}}\text{)}$, or $\text{N(R}_{\text{ab}})\text{SO}_2$,

wherein R_{ab} and R_{ac} are each independently selected from hydrogen or (1-2C)alkyl; and

Z_4 is hydrogen, (1-6C)alkyl, aryl, aryl(1-2C)alkyl, (3-8C)cycloalkyl, (3-8C)cycloalkenyl, heteroaryl or heterocyclyl; wherein Z_4 is optionally substituted by one or more substituents selected from (1-4C)alkyl, halo, (1-4C)haloalkyl, (1-4C)haloalkoxy, (1-4C)alkoxy, (1-4C)alkylamino, amino, cyano, hydroxy, carboxy, carbamoyl, sulphamoyl, mercapto, ureido, aryl, heteroaryl, heterocyclyl, (3-6C)cycloalkyl, $NR_{ad}R_{ae}$, OR_{ad} , $C(O)R_{ad}$, $C(O)OR_{ad}$, $OC(O)R_{ad}$, $C(O)N(R_{ae})R_{ad}$, $N(R_{ae})C(O)R_{ad}$, $S(O)_{y^e}R_{ad}$ (where y^e is 0, 1 or 2), $SO_2N(R_{ae})R_{ad}$, $N(R_{ae})SO_2R_{ad}$ or $(CH_2)_{z^e}NR_{ad}R_{ae}$ (where z^e is 1, 2 or 3); wherein R_{ad} and R_{ae} are each independently selected from hydrogen, (1-4C)alkyl or (3-6C)cycloalkyl;

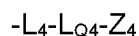
(56) R_3 is selected from a group of the formula:



wherein:

Y_3 is $C(O)$, $C(O)N(R_y)$, $C(O)N(R_y)O$, $N(R_y)(O)C$, $C(O)O$, $OC(O)$, $N(R_y)C(O)N(R_{y1})$, $N(R_y)SO_2$, oxazolyl, triazolyl, oxadiazolyl, thiadiazolyl or tetrazolyl, wherein R_y and R_{y1} are independently selected from hydrogen or (1-2C)alkyl; and

Q_3 is hydrogen, (1-6C)alkyl, (1-6C)alkoxy, aryl, aryl(1-2C)alkyl, (3-8C)cycloalkyl, (3-8C)cycloalkenyl, heteroaryl or heterocyclyl; wherein Q_3 is optionally further substituted by one or more substituent groups independently selected from (1-4C)alkyl, halo, (1-4C)haloalkyl, (1-4C)haloalkoxy, amino, cyano, hydroxy, carboxy, carbamoyl, sulphamoyl, NR_zR_{aa} , OR_z , wherein R_z and R_{aa} are each independently selected from hydrogen, (1-4C)alkyl or (3-6C)cycloalkyl; or Q_3 is optionally substituted by a group of the formula:



wherein:

L_4 is absent or (1-3C)alkylene optionally substituted by one or more substituents selected from (1-2C)alkyl or oxo;

L_{Q4} is absent or selected from or O, $N(R_{ab})$, $C(O)$, $C(O)O$, $OC(O)$, $C(O)N(R_{ab})$, $N(R_{ab})C(O)$, $S(O)_2N(R_{ab})$, or $N(R_{ab})SO_2$, wherein R_{ab} is selected from hydrogen or (1-2C)alkyl; and

Z_4 is hydrogen, (1-6C)alkyl, aryl, aryl(1-2C)alkyl, (3-8C)cycloalkyl, (3-8C)cycloalkenyl, heteroaryl or heterocyclyl; wherein Z_4 is optionally substituted by one or more substituents selected from (1-4C)alkyl, halo, (1-4C)haloalkyl, (1-4C)haloalkoxy, (1-4C)alkoxy, (1-4C)alkylamino, amino, cyano, hydroxy, carboxy, carbamoyl, sulphamoyl, mercapto, ureido, aryl, heteroaryl, heterocyclyl, (3-6C)cycloalkyl, $NR_{ad}R_{ae}$, OR_{ad} , $C(O)R_{ad}$, $C(O)OR_{ad}$, $OC(O)R_{ad}$, $C(O)N(R_{ae})R_{ad}$, $N(R_{ae})C(O)R_{ad}$, $S(O)_{y^e}R_{ad}$ (where y^e is 0, 1 or 2), $SO_2N(R_{ae})R_{ad}$, $N(R_{ae})SO_2R_{ad}$ or $(CH_2)_{z^e}NR_{ad}R_{ae}$ (where z^e is 1, 2 or 3); wherein R_{ad} and R_{ae} are each independently selected from hydrogen, (1-4C)alkyl or (3-6C)cycloalkyl; or

Q_3 and R_y are linked such that, together with the nitrogen atom to which they are attached, they form a 4-7 membered heterocyclic ring which is optionally substituted by one or more substituents selected from (1-4C)alkyl, halo, (1-4C)haloalkyl, (1-4C)haloalkoxy, (1-4C)alkoxy, (1-4C)alkylamino, amino, cyano or hydroxyl;

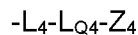
(57) R_3 is selected from a group of the formula:



wherein:

Y_3 is $C(O)$, $C(O)N(R_y)$, $C(O)N(R_y)O$, $N(R_y)(O)C$, $C(O)O$, $OC(O)$, wherein R_y is selected from hydrogen or (1-2C)alkyl; and

Q_3 is hydrogen, (1-6C)alkyl, (1-6C)alkoxy, aryl, aryl(1-2C)alkyl, (3-8C)cycloalkyl, (3-8C)cycloalkenyl, heteroaryl or heterocyclyl; wherein Q_3 is optionally further substituted by one or more substituent groups independently selected from (1-4C)alkyl, halo, (1-4C)haloalkyl, (1-4C)haloalkoxy, amino, cyano, hydroxy, carboxy, carbamoyl, sulphamoyl, NR_zR_{aa} , OR_z , wherein R_z and R_{aa} are each independently selected from hydrogen, (1-4C)alkyl or (3-6C)cycloalkyl; or Q_3 is optionally substituted by a group of the formula:



wherein:

L_4 is absent or (1-3C)alkylene optionally substituted by one or more substituents selected from (1-2C)alkyl or oxo;

L_{Q4} is absent or selected from O, $N(R_{ab})$, $C(O)$, $C(O)O$, $OC(O)$, $C(O)N(R_{ab})$, $N(R_{ab})C(O)$, $S(O)_2N(R_{ab})$, or $N(R_{ab})SO_2$, wherein R_{ab} is selected from hydrogen or (1-2C)alkyl; and

Z_4 is hydrogen, (1-6C)alkyl, aryl, aryl(1-2C)alkyl, (3-8C)cycloalkyl, (3-8C)cycloalkenyl, heteroaryl or heterocyclyl; wherein Z_4 is optionally substituted by one or more substituents selected from (1-4C)alkyl, halo, (1-4C)haloalkyl, (1-4C)haloalkoxy, (1-4C)alkoxy, (1-4C)alkylamino, amino, cyano, hydroxy, carboxy, carbamoyl, sulphamoyl, mercapto, ureido, aryl, heteroaryl, heterocyclyl, (3-6C)cycloalkyl, $NR_{ad}R_{ae}$, OR_{ad} , $C(O)R_{ad}$, $C(O)OR_{ad}$, $OC(O)R_{ad}$, $C(O)N(R_{ae})R_{ad}$, $N(R_{ae})C(O)R_{ad}$, $S(O)_{y^e}R_{ad}$ (where y^e is 0, 1 or 2), $SO_2N(R_{ae})R_{ad}$, $N(R_{ae})SO_2R_{ad}$ or $(CH_2)_{z^e}NR_{ad}R_{ae}$ (where z^e is 1, 2 or 3); wherein R_{ad} and R_{ae} are each independently selected from hydrogen, (1-4C)alkyl or (3-6C)cycloalkyl; or

Q_3 and R_y are linked such that, together with the nitrogen atom to which they are attached, they form a 4-7 membered heterocyclic ring which is optionally substituted by one or more substituents selected from (1-4C)alkyl, halo, (1-4C)haloalkyl, (1-4C)haloalkoxy, (1-4C)alkoxy, (1-4C)alkylamino, amino, cyano or hydroxyl;

(58) R_3 is selected from a group of the formula:

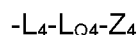


wherein:

Y_3 is $C(O)$, $C(O)N(R_y)$, $C(O)N(R_y)O$, $N(R_y)(O)C$, $C(O)O$, $OC(O)$, wherein R_y is selected from hydrogen or (1-2C)alkyl; and

Q_3 is hydrogen, (1-6C)alkyl, (1-6C)alkoxy, aryl, aryl(1-2C)alkyl, (3-8C)cycloalkyl, (3-8C)cycloalkenyl, heteroaryl or heterocyclyl; wherein Q_3 is optionally further substituted by one or more substituent groups

independently selected from (1-4C)alkyl, halo, (1-4C)haloalkyl, (1-4C)haloalkoxy, amino, cyano, hydroxy, carboxy, carbamoyl, sulphamoyl, NR_zR_{aa} , OR_z , wherein R_z and R_{aa} are each independently selected from hydrogen, (1-4C)alkyl or (3-6C)cycloalkyl; or Q_3 is optionally substituted by a group of the formula:



wherein:

L_4 is absent or (1-3C)alkylene optionally substituted by one or more substituents selected from (1-2C)alkyl or oxo;

L_{Q4} is absent or selected from or O, $\text{N}(\text{R}_{ab})$, $\text{C}(\text{O})$, $\text{C}(\text{O})\text{O}$, $\text{OC}(\text{O})$, $\text{C}(\text{O})\text{N}(\text{R}_{ab})$, $\text{N}(\text{R}_{ab})\text{C}(\text{O})$, $\text{S}(\text{O})_2\text{N}(\text{R}_{ab})$, or $\text{N}(\text{R}_{ab})\text{SO}_2$, wherein R_{ab} is selected from hydrogen or (1-2C)alkyl; and

Z_4 is hydrogen, (1-6C)alkyl, aryl, aryl(1-2C)alkyl, (3-8C)cycloalkyl, (3-8C)cycloalkenyl, heteroaryl or heterocyclyl; wherein Z_4 is optionally substituted by one or more substituents selected from (1-4C)alkyl, halo, (1-4C)haloalkyl, (1-4C)haloalkoxy, (1-4C)alkoxy, (1-4C)alkylamino, amino, cyano, hydroxy, carboxy, carbamoyl, sulphamoyl, mercapto, ureido, aryl, heteroaryl, heterocyclyl, (3-6C)cycloalkyl, $\text{NR}_{ad}\text{R}_{ae}$, OR_{ad} , $\text{C}(\text{O})\text{R}_{ad}$, $\text{C}(\text{O})\text{OR}_{ad}$, $\text{OC}(\text{O})\text{R}_{ad}$, $\text{C}(\text{O})\text{N}(\text{R}_{ae})\text{R}_{ad}$, $\text{N}(\text{R}_{ae})\text{C}(\text{O})\text{R}_{ad}$, $\text{S}(\text{O})_{y^e}\text{R}_{ad}$ (where y^e is 0, 1 or 2), $\text{SO}_2\text{N}(\text{R}_{ae})\text{R}_{ad}$, $\text{N}(\text{R}_{ae})\text{SO}_2\text{R}_{ad}$ or $(\text{CH}_2)_{z^e}\text{NR}_{ad}\text{R}_{ae}$ (where z^e is 1, 2 or 3); wherein R_{ad} and R_{ae} are each independently selected from hydrogen, (1-4C)alkyl or (3-6C)cycloalkyl; or

Q_3 and R_y are linked such that, together with the nitrogen atom to which they are attached, they form a 4-7 membered heterocyclic ring which is optionally substituted by one or more substituents selected from (1-4C)alkyl, halo, (1-4C)haloalkyl, (1-4C)haloalkoxy, (1-4C)alkoxy, (1-4C)alkylamino, amino, cyano or hydroxyl;

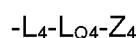
(59) R_3 is selected from a group of the formula:



wherein:

Y_3 is C(O), C(O)N(R_y), N(R_y)(O)C, C(O)N(R_y)O, C(O)O, OC(O), wherein R_y is selected from hydrogen or (1-2C)alkyl; and

Q_3 is hydrogen, (1-6C)alkyl, (1-6C)alkoxy, aryl, aryl(1-2C)alkyl, (3-8C)cycloalkyl, (3-8C)cycloalkenyl, heteroaryl or heterocyclyl; wherein Q_3 is optionally further substituted by one or more substituent groups independently selected from (1-4C)alkyl, halo, (1-4C)haloalkyl, (1-4C)haloalkoxy, amino, cyano, hydroxy, carboxy, carbamoyl, sulphamoyl, NR_zR_{aa}, OR_z, wherein R_z and R_{aa} are each independently selected from hydrogen, (1-4C)alkyl or (3-6C)cycloalkyl; or Q_3 is optionally substituted by a group of the formula:



wherein:

L_4 is absent or (1-3C)alkylene;

L_{Q4} is absent or selected from O, N(R_{ab}), C(O), C(O)O, OC(O), C(O)N(R_{ab}), N(R_{ab})C(O), S(O)₂N(R_{ab}), or N(R_{ab})SO₂, wherein R_{ab} is selected from hydrogen or (1-2C)alkyl; and

Z_4 is hydrogen, (1-6C)alkyl, aryl, aryl(1-2C)alkyl, (3-8C)cycloalkyl, (3-8C)cycloalkenyl, heteroaryl or heterocyclyl; wherein Z_4 is optionally substituted by one or more substituents selected from (1-4C)alkyl, halo, (1-4C)haloalkyl, (1-4C)haloalkoxy, (1-4C)alkoxy, (1-4C)alkylamino, amino, cyano, hydroxy, carboxy, carbamoyl, sulphamoyl, mercapto, ureido, aryl, heteroaryl, heterocyclyl, (3-6C)cycloalkyl, NR_{ad}R_{ae}, OR_{ad}, C(O)R_{ad}, C(O)OR_{ad}, OC(O)R_{ad}, C(O)N(R_{ae})R_{ad}, N(R_{ae})C(O)R_{ad}, S(O)_{ye}R_{ad} (where y^e is 0, 1 or 2), SO₂N(R_{ae})R_{ad}, N(R_{ae})SO₂R_{ad} or (CH₂)_{ze}NR_{ad}R_{ae} (where z^e is 1, 2 or 3); wherein R_{ad} and R_{ae} are each independently selected from hydrogen, (1-4C)alkyl or (3-6C)cycloalkyl;

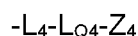
(60) R_3 is selected from a group of the formula:



wherein:

Y_3 is C(O)N(R_y), wherein R_y is selected from hydrogen or (1-2C)alkyl; and

Q_3 is hydrogen, (1-6C)alkyl, (1-6C)alkoxy, aryl, aryl(1-2C)alkyl, (3-8C)cycloalkyl, (3-8C)cycloalkenyl, heteroaryl or heterocyclyl; wherein Q_3 is optionally further substituted by one or more substituent groups independently selected from (1-4C)alkyl, halo, (1-4C)haloalkyl, (1-4C)haloalkoxy, amino, cyano, hydroxy, carboxy, carbamoyl, sulphamoyl, NR_zR_{aa} , OR_z , wherein R_z and R_{aa} are each independently selected from hydrogen, (1-4C)alkyl or (3-6C)cycloalkyl; or Q_3 is optionally substituted by a group of the formula:



wherein:

L_4 is absent or (1-3C)alkylene optionally substituted by one or more substituents selected from (1-2C)alkyl or oxo;

L_{Q4} is absent or selected from O, S, SO, SO_2 , $N(R_{ab})$, $C(O)$, $C(O)O$, $OC(O)$, $C(O)N(R_{ab})$, $N(R_{ab})C(O)$, $N(R_{ac})C(O)N(R_{ab})$, $N(R_{ab})C(O)O$, $OC(O)N(R_{ab})$, $S(O)_2N(R_{ab})$, or $N(R_{ab})SO_2$, wherein R_{ab} and R_{ac} are each independently selected from hydrogen or (1-2C)alkyl; and

Z_4 is hydrogen, (1-6C)alkyl, aryl, aryl(1-2C)alkyl, (3-8C)cycloalkyl, (3-8C)cycloalkenyl, heteroaryl or heterocyclyl; wherein Z_4 is optionally substituted by one or more substituents selected from (1-4C)alkyl, halo, (1-4C)haloalkyl, (1-4C)haloalkoxy, (1-4C)alkoxy, (1-4C)alkylamino, amino, cyano, hydroxy, carboxy, carbamoyl, sulphamoyl, mercapto, ureido, aryl, heteroaryl, heterocyclyl, (3-6C)cycloalkyl, $NR_{ad}R_{ae}$, OR_{ad} , $C(O)R_{ad}$, $C(O)OR_{ad}$, $OC(O)R_{ad}$, $C(O)N(R_{ae})R_{ad}$, $N(R_{ae})C(O)R_{ad}$, $S(O)_{y^e}R_{ad}$ (where y^e is 0, 1 or 2), $SO_2N(R_{ae})R_{ad}$, $N(R_{ae})SO_2R_{ad}$ or $(CH_2)_{z^e}NR_{ad}R_{ae}$ (where z^e is 1, 2 or 3); wherein R_{ad} and R_{ae} are each independently selected from hydrogen, (1-4C)alkyl or (3-6C)cycloalkyl; or

Q_3 and R_y are linked such that, together with the nitrogen atom to which they are attached, they form a 4-6 membered heterocyclic ring which is optionally substituted by one or more substituents selected from (1-4C)alkyl, halo, (1-4C)haloalkyl, (1-4C)haloalkoxy, (1-4C)alkoxy, (1-4C)alkylamino, amino, cyano or hydroxyl;

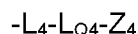
(61) R_3 is selected from a group of the formula:



wherein:

Y_3 is $C(O)N(R_y)$, wherein R_y is selected from hydrogen or (1-2C)alkyl; and

Q_3 is hydrogen, (1-6C)alkyl, (1-6C)alkoxy, aryl, aryl(1-2C)alkyl, (3-8C)cycloalkyl, (3-8C)cycloalkenyl, heteroaryl or heterocyclyl; wherein Q_3 is optionally further substituted by one or more substituent groups independently selected from (1-4C)alkyl, halo, (1-4C)haloalkyl, (1-4C)haloalkoxy, amino, cyano, hydroxy, carboxy, carbamoyl, sulphamoyl, NR_zR_{aa} , OR_z , wherein R_z and R_{aa} are each independently selected from hydrogen, (1-4C)alkyl or (3-6C)cycloalkyl; or Q_3 is optionally substituted by a group of the formula:



wherein:

L_4 is absent or (1-3C)alkylene optionally substituted by one or more substituents selected from (1-2C)alkyl or oxo;

L_{Q4} is absent or selected from or O, S, SO, SO₂, $N(R_{ab})$, $C(O)$, $C(O)O$, $OC(O)$, $C(O)N(R_{ab})$, $N(R_{ab})C(O)$, $N(R_{ac})C(O)N(R_{ab})$, $N(R_{ab})C(O)O$, $OC(O)N(R_{ab})$, $S(O)_2N(R_{ab})$, or $N(R_{ab})SO_2$, wherein R_{ab} and R_{ac} are each independently selected from hydrogen or (1-2C)alkyl; and

Z_4 is hydrogen, (1-6C)alkyl, aryl, aryl(1-2C)alkyl, (3-8C)cycloalkyl, (3-8C)cycloalkenyl, heteroaryl or heterocyclyl; wherein Z_4 is optionally substituted by one or more substituents selected from (1-4C)alkyl, halo, (1-4C)haloalkyl, (1-4C)haloalkoxy, (1-4C)alkoxy, (1-4C)alkylamino, amino, cyano, hydroxy, carboxy, carbamoyl, sulphamoyl, mercapto, ureido, aryl, heteroaryl, heterocyclyl, (3-6C)cycloalkyl, $NR_{ad}R_{ae}$, OR_{ad} , $C(O)R_{ad}$, $C(O)OR_{ad}$, $OC(O)R_{ad}$, $C(O)N(R_{ae})R_{ad}$, $N(R_{ae})C(O)R_{ad}$, $S(O)_{y^e}R_{ad}$ (where y^e is 0, 1 or 2), $SO_2N(R_{ae})R_{ad}$, $N(R_{ae})SO_2R_{ad}$ or $(CH_2)_{z^e}NR_{ad}R_{ae}$ (where z^e is 1, 2 or 3); wherein R_{ad} and R_{ae} are each independently selected from hydrogen, (1-4C)alkyl or (3-6C)cycloalkyl;

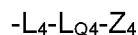
- (62) R_3 is selected from a group of the formula:



wherein:

Y_3 is $C(O)NH$; and

Q_3 is hydrogen, (1-6C)alkyl, (1-6C)alkoxy, aryl, aryl(1-2C)alkyl, (3-8C)cycloalkyl, (3-8C)cycloalkenyl, heteroaryl or heterocyclyl; wherein Q_3 is optionally further substituted by one or more substituent groups independently selected from (1-4C)alkyl, halo, (1-4C)haloalkyl, (1-4C)haloalkoxy, amino, cyano, hydroxy, carboxy, carbamoyl, sulphamoyl, NR_zR_{aa} , OR_z , wherein R_z and R_{aa} are each independently selected from hydrogen, (1-4C)alkyl or (3-6C)cycloalkyl; or Q_3 is optionally substituted by a group of the formula:



wherein:

L_4 is absent or (1-3C)alkylene;

L_{Q4} is absent or selected from or O, $N(R_{ab})$, $C(O)$, $C(O)O$, or $C(O)N(R_{ab})$, wherein R_{ab} is selected from hydrogen or (1-2C)alkyl; and

Z_4 is hydrogen, (1-6C)alkyl, aryl, aryl(1-2C)alkyl, (3-8C)cycloalkyl, (3-8C)cycloalkenyl, heteroaryl or heterocyclyl; wherein Z_4 is optionally substituted by one or more substituents selected from (1-4C)alkyl, halo, (1-4C)haloalkyl, (1-4C)haloalkoxy, (1-4C)alkoxy, (1-4C)alkylamino, amino, cyano or hydroxy;

- (63) R_3 is selected from a group of the formula:

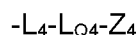


wherein:

Y_3 is $C(O)$, $C(O)N(R_y)$, $N(R_y)(O)C$ or $C(O)O$, wherein R_y is selected from hydrogen or (1-2C)alkyl; and

Q_3 is hydrogen, (1-6C)alkyl, (1-6C)alkoxy, aryl, aryl(1-2C)alkyl, (3-8C)cycloalkyl, (3-8C)cycloalkenyl, heteroaryl or heterocyclyl; wherein Q_3 is optionally further substituted by one or more substituent groups

independently selected from (1-4C)alkyl, halo, (1-4C)haloalkyl, (1-4C)haloalkoxy, amino, cyano, hydroxy, carboxy, carbamoyl, sulphamoyl, NR_zR_{aa} , OR_z , wherein R_z and R_{aa} are each independently selected from hydrogen, (1-4C)alkyl or (3-6C)cycloalkyl; or Q_3 is optionally substituted by a group of the formula:



wherein:

L_4 is absent or (1-3C)alkylene;

L_{Q4} is absent or selected from O, $\text{N}(\text{R}_{ab})$, $\text{C}(\text{O})$, $\text{C}(\text{O})\text{O}$, or $\text{C}(\text{O})\text{N}(\text{R}_{ab})$, wherein R_{ab} is selected from hydrogen or (1-2C)alkyl; and

Z_4 is hydrogen, (1-6C)alkyl, aryl, aryl(1-2C)alkyl, (3-8C)cycloalkyl, (3-8C)cycloalkenyl, heteroaryl or heterocyclyl; wherein Z_4 is optionally substituted by one or more substituents selected from (1-4C)alkyl, halo, (1-4C)haloalkyl, (1-4C)haloalkoxy, (1-4C)alkoxy, (1-4C)alkylamino, amino, cyano or hydroxy;

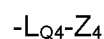
(64) R_3 is selected from a group of the formula:



wherein:

Y_3 is $\text{C}(\text{O})\text{NH}$; and

Q_3 is hydrogen, (1-6C)alkyl, (1-6C)alkoxy, aryl, aryl(1-2C)alkyl, (3-8C)cycloalkyl, (3-8C)cycloalkenyl, heteroaryl or heterocyclyl; wherein Q_3 is optionally further substituted by one or more substituent groups independently selected from (1-4C)alkyl, halo, (1-4C)haloalkyl, (1-4C)haloalkoxy, amino, cyano, hydroxy, carboxy, carbamoyl, sulphamoyl, NR_zR_{aa} , OR_z , wherein R_z and R_{aa} are each independently selected from hydrogen or (1-4C)alkyl; or Q_3 is optionally substituted by a group of the formula:



wherein:

L_{Q4} is absent or selected from or O, $N(R_{ab})$, $C(O)$, $C(O)O$, or $C(O)N(R_{ab})$, wherein R_{ab} is selected from hydrogen or (1-2C)alkyl; and

Z_4 is hydrogen, (1-6C)alkyl, aryl, aryl(1-2C)alkyl, (3-8C)cycloalkyl, heteroaryl or heterocyclyl; wherein Z_4 is optionally substituted by one or more substituents selected from (1-4C)alkyl, halo, (1-4C)haloalkyl, (1-4C)haloalkoxy, (1-4C)alkoxy, (1-4C)alkylamino, amino, cyano or hydroxy;

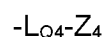
(65) R_3 is selected from a group of the formula:



wherein:

Y_3 is $C(O)NH$; and

Q_3 is (1-6C)alkyl, (1-6C)alkoxy, aryl, aryl(1-2C)alkyl, (3-8C)cycloalkyl, (3-8C)cycloalkenyl, heteroaryl or heterocyclyl; wherein Q_3 is optionally further substituted by one or more substituent groups independently selected from (1-4C)alkyl, halo, (1-4C)haloalkyl, (1-4C)haloalkoxy, amino, cyano, hydroxy, carboxy, carbamoyl, sulphamoyl, NR_zR_{aa} , OR_z , wherein R_z and R_{aa} are each independently selected from hydrogen or (1-4C)alkyl; or Q_3 is optionally substituted by a group of the formula:



wherein:

L_{Q4} is absent or selected from or O, $N(R_{ab})$, $C(O)$, $C(O)O$, or $C(O)N(R_{ab})$, wherein R_{ab} is selected from hydrogen or (1-2C)alkyl; and

Z_4 is hydrogen, (1-6C)alkyl, aryl, aryl(1-2C)alkyl, (3-8C)cycloalkyl, heteroaryl or heterocyclyl; wherein Z_4 is optionally substituted by one or more substituents selected from (1-4C)alkyl, halo, (1-4C)haloalkyl, (1-4C)haloalkoxy, (1-4C)alkoxy, (1-4C)alkylamino, amino, cyano or hydroxy;

(66) R_3 is selected from a group of the formula:



wherein:

Y_3 is C(O), C(O)O or C(O)NH; and

Q_3 is hydrogen, (1-6C)alkyl, (1-6C)alkoxy, aryl, aryl(1-2C)alkyl, (3-8C)cycloalkyl, (3-8C)cycloalkenyl, heteroaryl or heterocyclyl; wherein Q_3 is optionally further substituted by one or more substituent groups independently selected from (1-4C)alkyl, halo, (1-4C)haloalkyl, (1-4C)haloalkoxy, amino, cyano, hydroxy, carboxy, carbamoyl, sulphamoyl, NR_zR_{aa} , OR_z , wherein R_z and R_{aa} are each independently selected from hydrogen or (1-4C)alkyl;

(67) R_3 is selected from a group of the formula:



wherein:

Y_3 is C(O)NH; and

Q_3 is hydrogen, (1-6C)alkyl, (1-6C)alkoxy, aryl, aryl(1-2C)alkyl, (3-8C)cycloalkyl, (3-8C)cycloalkenyl, heteroaryl or heterocyclyl; wherein Q_3 is optionally further substituted by one or more substituent groups independently selected from (1-4C)alkyl, halo, (1-4C)haloalkyl, (1-4C)haloalkoxy, amino, cyano, hydroxy, carboxy, carbamoyl, sulphamoyl, NR_zR_{aa} , OR_z , wherein R_z and R_{aa} are each independently selected from hydrogen or (1-4C)alkyl;

(68) R_3 is selected from a group of the formula:



wherein:

Y_3 is C(O)NH; and

Q_3 is (1-6C)alkyl, phenyl, (3-6C)cycloalkyl or 5- or 6-membered heteroaryl; wherein Q_3 is optionally further substituted by one or more substituent groups independently selected from (1-4C)alkyl, halo, (1-4C)haloalkyl, (1-4C)haloalkoxy, amino, cyano, hydroxy, NR_zR_{aa} or OR_z , wherein R_z and R_{aa} are each independently selected from hydrogen or (1-2C)alkyl.

[0067] Suitably, a heteroaryl or heterocyclyl group as defined herein is a monocyclic heteroaryl or heterocyclyl group comprising one, two or three heteroatoms selected from N, O or S.

[0068] Suitably, a heteroaryl is a 5- or 6-membered heteroaryl ring comprising one, two or three heteroatoms selected from N, O or S.

[0069] Suitably, a heterocyclyl group is a 4-, 5- or 6-membered heterocyclyl ring comprising one, two or three heteroatoms selected from N, O or S. Most suitably, a heterocyclyl group is a 5-, 6- or 7-membered ring comprising one, two or three heteroatoms selected from N, O or S [e.g. morpholinyl (e.g. 4-morpholinyl), pyridinyl, piperazinyl, homopiperazinyl or pyrrolidinonyl].

[0070] Suitably an aryl group is phenyl.

[0071] Suitably, HET is as defined in any one of paragraphs (1) to (7). Most suitably, HET is as defined in paragraph (7).

[0072] Suitably, R_1 is as defined in any one of paragraphs (8) to (20). More suitably, R_1 is as defined in any one of paragraphs (12) to (20). Most suitably, R_1 is as defined in paragraph (20).

[0073] Suitably R_{1a} and R_{1b} are as defined in any one of paragraphs (21) to (24). Most suitably, R_{1a} and R_{1b} are as defined in paragraph (24).

[0074] Suitably, W is as defined in any one of paragraphs (25) to (26). Most suitably, W is as defined in paragraph (26).

[0075] Suitably, bonds **a**, **b**, **c** and **d** are as defined in any one of paragraphs (27) to (28). Suitably, bonds **a**, **b**, **c** and **d** are as defined in paragraph (28).

[0076] Suitably, X_1 and X_2 are as defined in any one of paragraphs (29) to (34). Most suitably, X_1 and X_2 are as defined in paragraph (34).

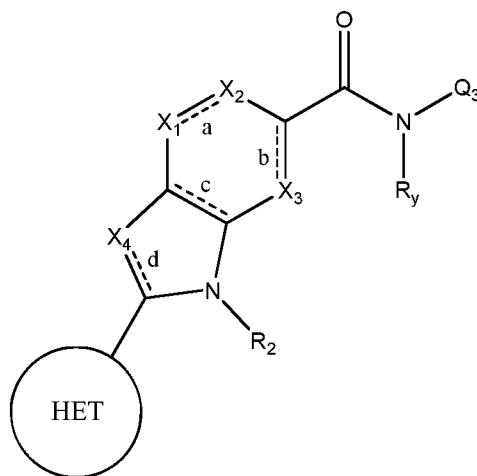
[0077] Suitably, X_3 is as defined in any one of paragraphs (35) to (40). Most suitably, X_3 is as defined in paragraph (40).

[0078] Suitably, X_4 is as defined in any one of paragraphs (41) to (48). Most suitably, X_4 is as defined in paragraph (48).

[0079] Suitably, R_2 is as defined in any one of paragraphs (49) to (53). More suitably, R_2 is as defined in any one of paragraphs (51) to (53). Most suitably, R_2 is as defined in paragraph (53).

[0080] Suitably, R_3 is as defined in any one of paragraphs (54) to (68). Most suitably, R_3 is as defined in paragraph (68).

[0081] In a particular group of compounds of the invention, the compounds have the structural Formula Ia (a sub-definition of formula (I)) shown below, or a pharmaceutically acceptable salt, hydrate and/or solvate thereof:



Ia

wherein HET, bonds a, b, c and d, X₁, X₂, X₃, X₄, R₂, Q₃ and R_y each have any one of the meanings defined herein.

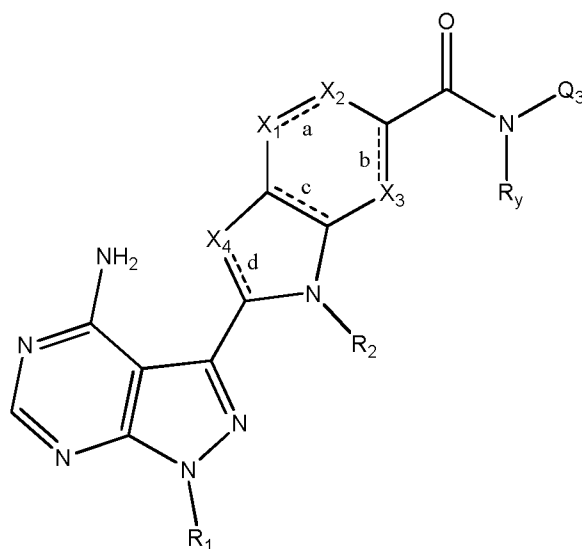
[0082] In an embodiment of the compounds of Formula Ia:

HET is as defined in any one of paragraphs (1) to (7) above;
 R₁ is as defined in any one of paragraphs (8) to (20) above;
 R_{1a} and R_{1b} are as defined in any one of paragraphs (21) to (24) above;
 bonds **a**, **b**, **c** and **d** are as defined in any one of paragraphs (27) to (28) above;
 X₁ and X₂ are as defined in any one of paragraphs (29) to (34) above;
 X₃ is as defined in any one of paragraphs (35) to (40) above;
 X₄ is as defined in any one of paragraphs (41) to (48) above;
 R₂ is as defined in any one of paragraphs (49) to (53) above;
 R_y is as defined in any one of paragraphs (54) to (63) above; and
 Q₃ is as defined in any one of paragraphs (54) to (68).

[0083] In another embodiment of the compounds of Formula Ia:

HET is as defined in paragraph (7) above;
 R₁ is as defined in paragraph (20) above;
 R_{1a} and R_{1b} are as defined in paragraph (24) above;
 bonds **a**, **b**, **c** and **d** are as defined in paragraph (28) above;
 X₁ and X₂ are as defined in paragraph (34) above;
 X₃ is as defined in paragraph (40) above;
 X₄ is as defined in paragraph (47) or (48) above;
 R₂ is as defined in paragraph (53) above;
 R_y is hydrogen; and
 Q₃ is as defined in paragraph (68).

[0084] In a particular group of compounds of the invention, the compounds have the structural Formula Ib (a sub-definition of formula (I)) shown below, or a pharmaceutically acceptable salt, hydrate and/or solvate thereof:



Ib

wherein R_1 , bonds **a**, **b**, **c** and **d**, X_1 , X_2 , X_3 , X_4 , R_2 , Q_3 and R_y each have any one of the meanings defined herein.

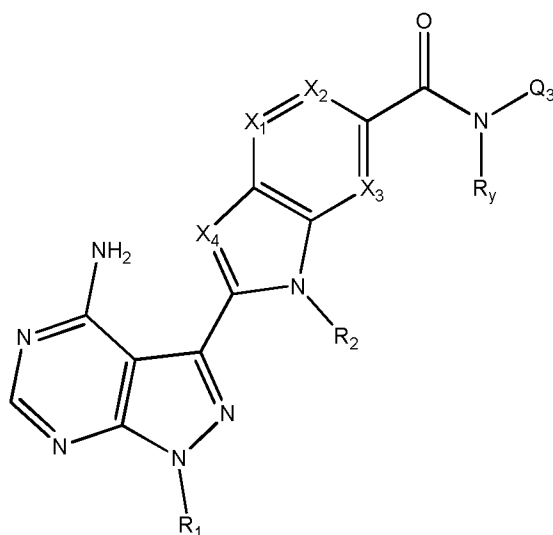
[0085] In an embodiment of the compounds of Formula Ib:

- R_1 is as defined in any one of paragraphs (8) to (20) above;
- bonds **a**, **b**, **c** and **d** are as defined in any one of paragraphs (27) to (28) above;
- X_1 and X_2 are as defined in any one of paragraphs (29) to (34) above;
- X_3 is as defined in any one of paragraphs (35) to (40) above;
- X_4 is as defined in any one of paragraphs (41) to (48) above;
- R_2 is as defined in any one of paragraphs (49) to (53) above; and
- R_y is as defined in any one of paragraphs (54) to (63) above;
- Q_3 is as defined in any one of paragraphs (54) to (68).

[0086] In another embodiment of the compounds of Formula Ib:

- R_1 is as defined in paragraph (20) above;
- bonds **a**, **b**, **c** and **d** are as defined in paragraph (28) above;
- X_1 and X_2 are as defined in paragraph (34) above;
- X_3 is as defined in paragraph (40) above;
- X_4 is as defined in paragraph (47) or (48) above;
- R_2 is as defined in paragraph (53) above;
- R_y is hydrogen; and
- Q_3 is as defined in paragraph (68) above.

[0087] In a particular group of compounds of the invention, the compounds have the structural Formula Ic (a sub-definition of formula (I)) shown below, or a pharmaceutically acceptable salt, hydrate and/or solvate thereof:



Ic

wherein R_1 , X_1 , X_2 , X_3 , X_4 , R_2 , Q_3 and R_y each have any one of the meanings defined herein.

[0088] In an embodiment of the compounds of Formula Ic:

- R_1 is as defined in any one of paragraphs (8) to (20) above;
- X_1 and X_2 are as defined in any one of paragraphs (29) to (34) above;
- X_3 is as defined in any one of paragraphs (35) to (40) above;
- X_4 is as defined in any one of paragraphs (41) to (48) above;
- R_2 is as defined in any one of paragraphs (49) to (53) above;
- R_y is as defined in any one of paragraphs (54) to (63) above; and
- Q_3 is as defined in any one of paragraphs (54) to (68).

[0089] In another embodiment of the compounds of Formula Ic:

- R_1 is as defined in any one of paragraphs (8) to (20) above;
- X_1 and X_2 are as defined in any one of paragraphs (29) to (34) above;
- X_3 is as defined in any one of paragraphs (35) to (40) above;
- X_4 is CH;
- R_2 is as defined in any one of paragraphs (49) to (53) above;
- R_y is as defined in any one of paragraphs (54) to (63) above; and
- Q_3 is as defined in any one of paragraphs (54) to (68).

[0090] In yet another embodiment of the compounds of Formula Ic:

- R_1 is as defined in paragraph (20) above;

X_1 and X_2 are as defined in paragraph (34) above;

X_3 is as defined in paragraph (40) above;

X_4 is as defined in paragraph (48) above;

R_2 is as defined in paragraph (53) above;

R_y is hydrogen; and

Q_3 is as defined in paragraph (68) above.

[0091] In an alternative embodiment of the compounds of Formula Ic:

R_1 is as defined in paragraph (20) above;

X_1 and X_2 are as defined in paragraph (34) above;

X_3 is as defined in paragraph (40) above;

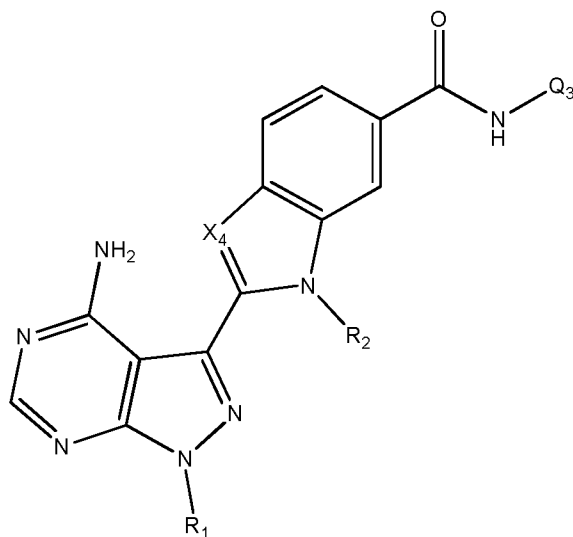
X_4 is CH;

R_2 is as defined in paragraph (53) above;

R_y is hydrogen; and

Q_3 is as defined in paragraph (68) above

[0092] In a particular group of compounds of the invention, the compounds have the structural Formula Id (a sub-definition of formula (I)) shown below, or a pharmaceutically acceptable salt, hydrate and/or solvate thereof:



Id

wherein R_1 , X_4 , R_2 and Q_3 each have any one of the meanings defined herein.

[0093] In an embodiment of the compounds of Formula Id:

R_1 is as defined in any one of paragraphs (8) to (20) above;

X_4 is as defined in any one of paragraphs (41) to (48) above;

R_2 is as defined in any one of paragraphs (49) to (53) above; and

Q₃ is as defined in any one of paragraphs (54) to (68) above.

[0094] In another embodiment of the compounds of Formula Id:

R₁ is as defined in paragraph (20) above;

X₄ is as defined in paragraph (48) above;

R₂ is as defined in paragraph (53) above; and

Q₃ is as defined in paragraph (68) above.

[0095] In an alternative embodiment of the compounds of Formula Id:

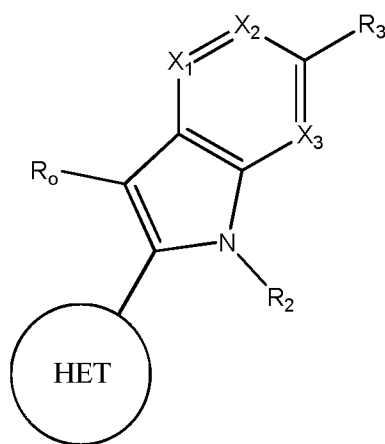
R₁ is as defined in paragraph (20) above;

X₄ is CH;

R₂ is as defined in paragraph (53) above; and

Q₃ is as defined in paragraph (68) above.

[0096] In a particular group of compounds of the invention, the compounds have the structural Formula Ie (a sub-definition of formula (I)) shown below, or a pharmaceutically acceptable salt, hydrate and/or solvate thereof:



Ie

wherein HET, X₁, X₂, X₃, R₂, R₃ and R₀ each have any one of the meanings defined herein.

[0097] In an embodiment of the compounds of Formula Ie:

HET is as defined in any one of paragraphs (1) to (7) above;

R₁ is as defined in any one of paragraphs (8) to (20) above;

R_{1a} and R_{1b} are as defined in any one of paragraphs (21) to (24) above;

X₁ and X₂ are as defined in any one of paragraphs (29) to (34) above;

X₃ is as defined in any one of paragraphs (35) to (40) above;

R₀ is as defined in any one of paragraphs (41) to (48) above;

R₂ is as defined in any one of paragraphs (49) to (53) above; and

R_3 is as defined in any one of paragraphs (54) to (68).

[0098] In another embodiment of the compounds of Formula Ie:

HET is as defined in paragraph (7) above;

R_1 is as defined in paragraph (20) above;

R_{1a} and R_{1b} are as defined in paragraph (24) above;

X_1 and X_2 are as defined in paragraph (34) above;

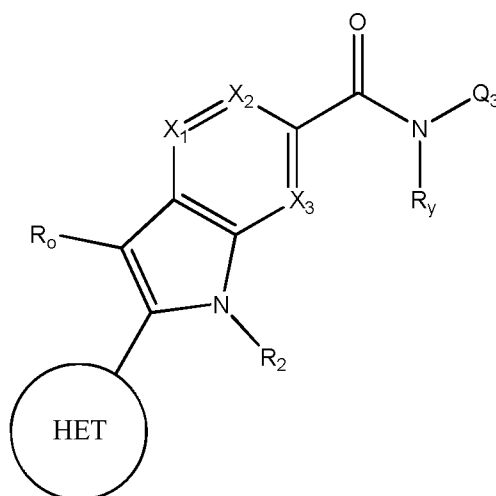
X_3 is as defined in paragraph (40) above;

R_o is halo, especially chloro;

R_2 is as defined in paragraph (53) above; and

R_3 is as defined in paragraph (68).

[0099] In a particular group of compounds of the invention, the compounds have the structural Formula If (a sub-definition of formula (I)) shown below, or a pharmaceutically acceptable salt, hydrate and/or solvate thereof:



If

wherein HET, X_1 , X_2 , X_3 , R_2 , R_o , Q_3 and R_y each have any one of the meanings defined herein.

[00100] In an embodiment of the compounds of Formula If:

HET is as defined in any one of paragraphs (1) to (7) above;

R_1 is as defined in any one of paragraphs (8) to (20) above;

R_{1a} and R_{1b} are as defined in any one of paragraphs (21) to (24) above;

X_1 and X_2 are as defined in any one of paragraphs (29) to (34) above;

X_3 is as defined in any one of paragraphs (35) to (40) above;

R_o is as defined in any one of paragraphs (41) to (48) above;

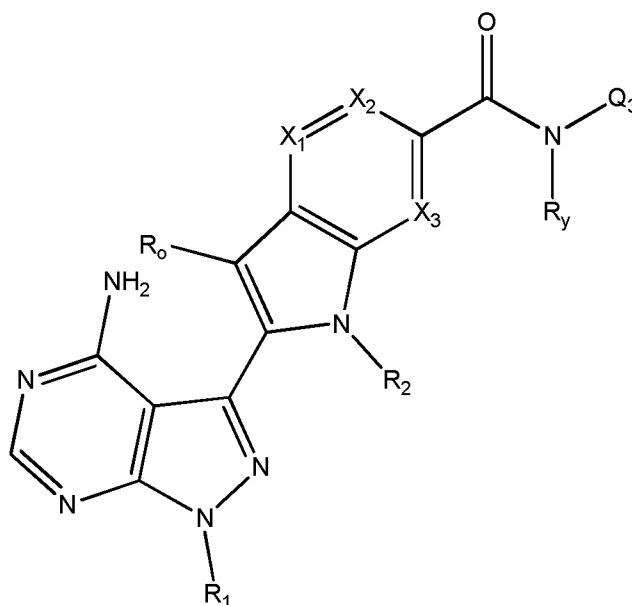
R_2 is as defined in any one of paragraphs (49) to (53) above;

R_y is as defined in any one of paragraphs (54) to (63) above; and
 Q_3 is as defined in any one of paragraphs (54) to (68).

[00101] In another embodiment of the compounds of Formula If:

HET is as defined in paragraph (7) above;
 R_1 is as defined in paragraph (20) above;
 R_{1a} and R_{1b} are as defined in paragraph (24) above;
 X_1 and X_2 are as defined in paragraph (34) above;
 X_3 is as defined in paragraph (40) above;
 R_o is halo, especially chloro;
 R_2 is as defined in paragraph (53) above;
 R_y is hydrogen; and
 Q_3 is as defined in paragraph (68).

[00102] In a particular group of compounds of the invention, the compounds have the structural Formula Ig (a sub-definition of formula (I)) shown below, or a pharmaceutically acceptable salt, hydrate and/or solvate thereof:



Ig

wherein X_1 , X_2 , X_3 , R_1 , R_2 , R_o , Q_3 and R_y each have any one of the meanings defined herein.

[00103] In an embodiment of the compounds of Formula Ig:

R_1 is as defined in any one of paragraphs (8) to (20) above;
 X_1 and X_2 are as defined in any one of paragraphs (29) to (34) above;
 X_3 is as defined in any one of paragraphs (35) to (40) above;

R₀ is as defined in any one of paragraphs (41) to (48) above;
 R₂ is as defined in any one of paragraphs (49) to (53) above;
 R_y is as defined in any one of paragraphs (54) to (63) above; and
 Q₃ is as defined in any one of paragraphs (54) to (68).

[00104] In another embodiment of the compounds of Formula Ig:

R₁ is as defined in paragraph (20) above;
 X₁ and X₂ are as defined in paragraph (34) above;
 X₃ is as defined in paragraph (40) above;
 R₀ is halo, especially chloro;
 R₂ is as defined in paragraph (53) above;
 R_y is hydrogen; and
 Q₃ is as defined in paragraph (68).

[00105] Particular compounds of the present invention include any of the compounds exemplified in the present application, or a pharmaceutically acceptable salt or solvate thereof, and, in particular, any of the following:

2-(4-Amino-1-(tert-butyl)-1*H*-pyrazolo[3,4-*d*]pyrimidin-3-yl)-3-chloro-N-methyl-1*H*-indole-6-carboxamide;

2-(4-Amino-1-isopropyl-1*H*-pyrazolo[3,4-*d*]pyrimidin-3-yl)-N-methyl-1*H*-indole-6-carboxamide;

2-(4-Amino-1-(tert-butyl)-1*H*-pyrazolo[3,4-*d*]pyrimidin-3-yl)-N-(1-methyl-1*H*-pyrazol-3-yl)-1*H*-indole-6-carboxamide; or

2-(4-Amino-1-(tert-butyl)-1*H*-pyrazolo[3,4-*d*]pyrimidin-3-yl)-N-methyl-1*H*-indole-6-carboxamide.

[00106] Further particular compounds of the present invention include any of the compounds exemplified in the present application, or a pharmaceutically acceptable salt or solvate thereof, and, in particular, any of the following:

2-(4-Amino-1-(tert-butyl)-1*H*-pyrazolo[3,4-*d*]pyrimidin-3-yl)-3-chloro-N-methyl-1*H*-indole-6-carboxamide;

2-(4-Amino-1-isopropyl-1*H*-pyrazolo[3,4-*d*]pyrimidin-3-yl)-N-methyl-1*H*-indole-6-carboxamide;

2-(4-Amino-1-(tert-butyl)-1*H*-pyrazolo[3,4-*d*]pyrimidin-3-yl)-N-(1-methyl-1*H*-pyrazol-3-yl)-1*H*-indole-6-carboxamide;

2-(4-Amino-1-(tert-butyl)-1*H*-pyrazolo[3,4-*d*]pyrimidin-3-yl)-*N*-methyl-1*H*-indole-6-carboxamide;

2-(4-Amino-1-isopropyl-1*H*-pyrazolo[3,4-*d*]pyrimidin-3-yl)-3-chloro-*N*-methyl-1*H*-indole-6-carboxamide;

2-(4-Amino-7-isopropyl-7*H*-pyrrolo[2,3-*d*]pyrimidin-5-yl)-*N*-methyl-1*H*-indole-6-carboxamide;

2-(4-amino-7-isopropyl-7*H*-pyrrolo[2,3-*d*]pyrimidin-5-yl)-3-chloro-*N*-methyl-1*H*-indole-6-carboxamide;

2-(4-amino-1-(tert-butyl)-1*H*-pyrazolo[3,4-*d*]pyrimidin-3-yl)-3-bromo-*N*-methyl-1*H*-indole-6-carboxamide; or

2-(8-amino-3-isopropylimidazo[1,5-*a*]pyrazin-1-yl)-3-chloro-*N*-methyl-1*H*-indole-6-carboxamide.

[00107] Further particular compounds of the present invention include any of the compounds exemplified in the present application, or a pharmaceutically acceptable salt or solvate thereof, and, in particular, any of the following:

2-(4-Amino-1-isopropyl-pyrazolo[3,4-*d*]pyrimidin-3-yl)-*N*-methyl-1*H*-indole-6-carboxamide;

2-(4-Amino-1-tert-butyl-pyrazolo[3,4-*d*]pyrimidin-3-yl)-*N*-methyl-1*H*-indole-6-carboxamide;

2-(4-Amino-1-tert-butyl-pyrazolo[3,4-*d*]pyrimidin-3-yl)-*N*-(1-methylpyrazol-3-yl)-1*H*-indole-6-carboxamide;

2-(4-Amino-1-tert-butyl-pyrazolo[3,4-*d*]pyrimidin-3-yl)-1*H*-indole-6-carboxamide;

2-(4-Amino-1-isopropyl-pyrazolo[3,4-*d*]pyrimidin-3-yl)-3-chloro-*N*-methyl-1*H*-indole-6-carboxamide;

2-(4-Amino-1-(tert-butyl)-1*H*-pyrazolo[3,4-*d*]pyrimidin-3-yl)-3-bromo-*N*-methyl-1*H*-indole-6-carboxamide;

2-(4-Amino-1-tert-butyl-pyrazolo[3,4-*d*]pyrimidin-3-yl)-3-chloro-*N*-(2-methoxyethyl)-1*H*-indole-6-carboxamide;

2-(4-Amino-1-tert-butyl-pyrazolo[3,4-*d*]pyrimidin-3-yl)-3-chloro-*N*-[2-(dimethylamino)ethyl]-1*H*-indole-6-carboxamide;

2-(4-Amino-1-tert-butyl-pyrazolo[3,4-*d*]pyrimidin-3-yl)-3-chloro-*N*-(2-morpholinoethyl)-1*H*-indole-6-carboxamide;

- 2-(4-Amino-1-tert-butyl-pyrazolo[3,4-d]pyrimidin-3-yl)-3-chloro-N-(3-morpholinopropyl)-1*H*-indole-6-carboxamide;
- 2-(4-Amino-1-tert-butyl-pyrazolo[3,4-d]pyrimidin-3-yl)-3-chloro-N-methoxy-1*H*-indole-6-carboxamide;
- [2-(4-Amino-1-tert-butyl-pyrazolo[3,4-d]pyrimidin-3-yl)-3-chloro-1*H*-indol-6-yl]-pyrrolidin-1-yl-methanone;
- 2-(4-Amino-1-tert-butyl-pyrazolo[3,4-d]pyrimidin-3-yl)-3-chloro-N,N-dimethyl-1*H*-indole-6-carboxamide;
- 2-(4-Amino-1-tert-butyl-pyrazolo[3,4-d]pyrimidin-3-yl)-3-chloro-N-[2-(2-methoxyethoxy)ethyl]-1*H*-indole-6-carboxamide;
- 2-(4-Amino-1-tert-butyl-pyrazolo[3,4-d]pyrimidin-3-yl)-3-chloro-N-(3-methoxypropyl)-1*H*-indole-6-carboxamide;
- 2-(4-Amino-1-tert-butyl-pyrazolo[3,4-d]pyrimidin-3-yl)-3-chloro-N-(2-hydroxyethyl)-1*H*-indole-6-carboxamide;
- 2-(4-Amino-1-tert-butyl-pyrazolo[3,4-d]pyrimidin-3-yl)-3-chloro-N-[2-(2-morpholinoethoxy)ethyl]-1*H*-indole-6-carboxamide;
- 2-(4-Amino-1-tert-butyl-pyrazolo[3,4-d]pyrimidin-3-yl)-3-chloro-N-[2-[2-(dimethylamino)ethoxy]ethyl]-1*H*-indole-6-carboxamide;
- 2-(4-Amino-1-tert-butyl-pyrazolo[3,4-d]pyrimidin-3-yl)-3-chloro-N-[3-(dimethylamino)propyl]-1*H*-indole-6-carboxamide;
- 2-(4-Amino-1-tert-butyl-pyrazolo[3,4-d]pyrimidin-3-yl)-3-chloro-N-[3-(1-piperidyl)propyl]-1*H*-indole-6-carboxamide;
- 2-(4-Amino-1-tert-butyl-pyrazolo[3,4-d]pyrimidin-3-yl)-3-chloro-N-(3-isopropoxypropyl)-1*H*-indole-6-carboxamide;
- 2-[4-Amino-1-(2-hydroxyethyl)pyrazolo[3,4-d]pyrimidin-3-yl]-3-chloro-N-methyl-1*H*-indole-6-carboxamide;
- 2-[4-Amino-1-(3-methoxypropyl)pyrazolo[3,4-d]pyrimidin-3-yl]-3-chloro-N-methyl-1*H*-indole-6-carboxamide;
- 2-[4-Amino-1-(1-methylsulfonyl-4-piperidyl)pyrazolo[3,4-d]pyrimidin-3-yl]-3-chloro-N-methyl-1*H*-indole-6-carboxamide;
- 2-(4-Amino-1-methyl-pyrazolo[3,4-d]pyrimidin-3-yl)-3-chloro-N-methyl-1*H*-indole-6-carboxamide;

- 2-(4-Amino-1-tert-butyl-pyrazolo[3,4-d]pyrimidin-3-yl)-3-chloro-N-[1-(2-methoxyethyl)pyrazol-3-yl]-1*H*-indole-6-carboxamide;
- 2-(4-Amino-1-tert-butyl-pyrazolo[3,4-d]pyrimidin-3-yl)-3-chloro-N-[1-(2-morpholinoethyl)pyrazol-3-yl]-1*H*-indole-6-carboxamide;
- 2-(4-Amino-1-tert-butyl-pyrazolo[3,4-d]pyrimidin-3-yl)-3-chloro-N-[1-[2-(dimethylamino)ethyl]pyrazol-3-yl]-1*H*-indole-6-carboxamide;
- 2-(4-Amino-1-tert-butyl-pyrazolo[3,4-d]pyrimidin-3-yl)-3-chloro-N-[1-[2-(4-methylpiperazin-1-yl)ethyl]pyrazol-3-yl]-1*H*-indole-6-carboxamide;
- 2-[4-Amino-1-(2-aminoethyl)pyrazolo[3,4-d]pyrimidin-3-yl]-3-chloro-N-methyl-1*H*-indole-6-carboxamide;
- 2-(4-Amino-1-tert-butyl-pyrazolo[3,4-d]pyrimidin-3-yl)-3-chloro-N-[1-(2-hydroxyethyl)pyrazol-3-yl]-1*H*-indole-6-carboxamide;
- 2-{4-Amino-1-cyclobutyl-1*H*-pyrazolo[3,4-d]pyrimidin-3-yl}-3-chloro-N-methyl-1*H*-indole-6-carboxamide;
- 2-{4-Amino-1-cyclohexyl-1*H*-pyrazolo[3,4-d]pyrimidin-3-yl}-N-methyl-1*H*-indole-6-carboxamide;
- 2-{4-Amino-1-cyclopentyl-1*H*-pyrazolo[3,4-d]pyrimidin-3-yl}-N-methyl-1*H*-indole-6-carboxamide;
- 2-(4-Amino-7-isopropyl-7*H*-pyrrolo[2,3-d]pyrimidin-5-yl)-N-methyl-1*H*-indole-6-carboxamide;
- 2-(8-Amino-3-isopropylimidazo[1,5-a]pyrazin-1-yl)-3-chloro-N-methyl-1*H*-indole-6-carboxamide;
- 2-(8-Amino-3-isopropylimidazo[1,5-a]pyrazin-1-yl)-N-methyl-1*H*-indole-6-carboxamide;
- 2-(4-Amino-1-tert-butyl-pyrazolo[3,4-d]pyrimidin-3-yl)-N-methyl-3*H*-benzimidazole-5-carboxamide;
- 2-(4-Amino-1-tert-butyl-pyrazolo[3,4-d]pyrimidin-3-yl)-3-fluoro-N-methyl-1*H*-indole-6-carboxamide;
- 2-(4-Amino-1-tert-butyl-pyrazolo[3,4-d]pyrimidin-3-yl)-3-chloro-N-methyl-1*H*-indole-6-carboxamide;
- 2-(4-Amino-1-cyclohexyl-1*H*-pyrazolo[3,4-d]pyrimidin-3-yl)-3-chloro-N-methyl-1*H*-indole-6-carboxamide;

2-(4-amino-7-isopropyl-7H-pyrrolo[2,3-d]pyrimidin-5-yl)-3-chloro-N-methyl-1*H*-indole-6-carboxamide;

2-(4-Amino-1-tert-butyl-pyrazolo[3,4-d]pyrimidin-3-yl)-3-chloro-1*H*-indole-6-carboxylic acid;

2-{4-Amino-1-tert-butyl-1*H*-pyrazolo[3,4-d]pyrimidin-3-yl}-3-chloro-N-(oxan-4-yl)-1*H*-indole-6-carboxamide;

2-{4-Amino-1-tert-butyl-1*H*-pyrazolo[3,4-d]pyrimidin-3-yl}-3-chloro-N-(propan-2-yl)-1*H*-indole-6-carboxamide;

2-{4-Amino-1-tert-butyl-1*H*-pyrazolo[3,4-d]pyrimidin-3-yl}-3-chloro-N-ethyl-1*H*-indole-6-carboxamide;

2-{4-Amino-1-tert-butyl-1*H*-pyrazolo[3,4-d]pyrimidin-3-yl}-3-chloro-N-cyclopropyl-1*H*-indole-6-carboxamide;

2-{4-Amino-1-tert-butyl-1*H*-pyrazolo[3,4-d]pyrimidin-3-yl}-3-chloro-N-phenyl-1*H*-indole-6-carboxamide;

2-[4-Amino-1-(propan-2-yl)-1*H*-pyrazolo[4,3-c]pyridin-3-yl]-N-methyl-1*H*-indole-6-carboxamide;

2-[4-Amino-1-(propan-2-yl)-1*H*-pyrazolo[4,3-c]pyridin-3-yl]-3-chloro-N-methyl-1*H*-indole-6-carboxamide;

2-[4-Amino-1-(propan-2-yl)-1*H*-pyrazolo[4,3-c]pyridin-3-yl]-3-bromo-N-methyl-1*H*-indole-6-carboxamide;

2-{4-Aminothieno[2,3-d]pyrimidin-5-yl}-3-chloro-N-methyl-1*H*-indole-6-carboxamide;

2-{4-Aminothieno[2,3-d]pyrimidin-5-yl}-N-methyl-1*H*-indole-6-carboxamide;

2-[4-Amino-7-(propan-2-yl)pyrrolo[2,1-f][1,2,4]triazin-5-yl]-N-methyl-1*H*-indole-6-carboxamide;

2-[4-Amino-7-(propan-2-yl)pyrrolo[2,1-f][1,2,4]triazin-5-yl]-3-chloro-N-methyl-1*H*-indole-6-carboxamide;

2-[4-Amino-7-(propan-2-yl)imidazo[4,3-f][1,2,4]triazin-5-yl]-3-chloro-N-methyl-1*H*-indole-6-carboxamide;

2-[4-Amino-7-chloro-1-(propan-2-yl)-1*H*-pyrazolo[4,3-c]pyridin-3-yl]-N-methyl-1*H*-indole-6-carboxamide;

2-{4-Amino-1-tert-butyl-1*H*-pyrazolo[3,4-d]pyrimidin-3-yl}-3-chloro-N-methyl-1*H*-pyrrolo[2,3-b]pyridine-6-carboxamide;

2-{4-Amino-1-tert-butyl-1*H*-pyrazolo[3,4-*d*]pyrimidin-3-yl}-*N*-methyl-1*H*-pyrrolo[2,3-*b*]pyridine-6-carboxamide;

2-(4-Amino-1-(tert-butyl)-1*H*-pyrazolo[3,4-*d*]pyrimidin-3-yl)-1-methyl-1*H*-indole-6-carboxylic acid;

2-(4-Amino-1-(tert-butyl)-1*H*-pyrazolo[3,4-*d*]pyrimidin-3-yl)-5-chloro-*N*-methyl-1*H*-indole-6-carboxamide;

N-(2-{4-Amino-1-tert-butyl-1*H*-pyrazolo[3,4-*d*]pyrimidin-3-yl}-1*H*-indol-6-yl)acetamide;

1-(2-{4-Amino-1-tert-butyl-1*H*-pyrazolo[3,4-*d*]pyrimidin-3-yl}-3-chloro-1*H*-indol-6-yl)propan-1-one;

2-{4-Amino-1-tert-butyl-1*H*-pyrazolo[3,4-*d*]pyrimidin-3-yl}-*N*,1-dimethyl-1*H*-indole-6-carboxamide;

2-(4-Amino-1-(1-methylpiperidin-4-yl)-1*H*-pyrazolo[3,4-*d*]pyrimidin-3-yl)-3-chloro-*N*-cyclopropyl-1*H*-indole-6-carboxamide;

3-[3-Chloro-6-(1,3,4-thiadiazol-2-yl)-1*H*-indol-2-yl]-1-isopropyl-pyrazolo[3,4-*d*]pyrimidin-4-amine;

3-(3-Chloro-6-oxazol-2-yl-1*H*-indol-2-yl)-1-isopropyl-pyrazolo[3,4-*d*]pyrimidin-4-amine;

1-Isopropyl-3-[6-(1,3,4-thiadiazol-2-yl)-1*H*-indol-2-yl]pyrazolo[3,4-*d*]pyrimidin-4-amine; or

1-Isopropyl-3-(6-oxazol-2-yl-1*H*-indol-2-yl)pyrazolo[3,4-*d*]pyrimidin-4-amine.

[00108] Further particular compounds of the present invention include any of the compounds exemplified in the present application, or a pharmaceutically acceptable salt or solvate thereof, and, in particular, any of the following:

2-(4-Amino-1-isopropyl-pyrazolo[3,4-*d*]pyrimidin-3-yl)-3-chloro-*N*-methyl-1*H*-indole-6-carboxamide;

2-(4-Amino-1-(tert-butyl)-1*H*-pyrazolo[3,4-*d*]pyrimidin-3-yl)-3-bromo-*N*-methyl-1*H*-indole-6-carboxamide;

2-(4-Amino-1-tert-butyl-pyrazolo[3,4-*d*]pyrimidin-3-yl)-3-chloro-*N*-(2-methoxyethyl)-1*H*-indole-6-carboxamide;

2-(4-Amino-1-tert-butyl-pyrazolo[3,4-*d*]pyrimidin-3-yl)-3-chloro-*N*-[2-(dimethylamino)ethyl]-1*H*-indole-6-carboxamide;

- 2-(4-Amino-1-tert-butyl-pyrazolo[3,4-d]pyrimidin-3-yl)-3-chloro-N-(2-morpholinoethyl)-1*H*-indole-6-carboxamide;
- 2-(4-Amino-1-tert-butyl-pyrazolo[3,4-d]pyrimidin-3-yl)-3-chloro-N-(3-morpholinopropyl)-1*H*-indole-6-carboxamide;
- 2-(4-Amino-1-tert-butyl-pyrazolo[3,4-d]pyrimidin-3-yl)-3-chloro-N-methoxy-1*H*-indole-6-carboxamide;
- [2-(4-Amino-1-tert-butyl-pyrazolo[3,4-d]pyrimidin-3-yl)-3-chloro-1*H*-indol-6-yl]-pyrrolidin-1-yl-methanone;
- 2-(4-Amino-1-tert-butyl-pyrazolo[3,4-d]pyrimidin-3-yl)-3-chloro-N,N-dimethyl-1*H*-indole-6-carboxamide;
- 2-(4-Amino-1-tert-butyl-pyrazolo[3,4-d]pyrimidin-3-yl)-3-chloro-N-[2-(2-methoxyethoxy)ethyl]-1*H*-indole-6-carboxamide;
- 2-(4-Amino-1-tert-butyl-pyrazolo[3,4-d]pyrimidin-3-yl)-3-chloro-N-(3-methoxypropyl)-1*H*-indole-6-carboxamide;
- 2-(4-Amino-1-tert-butyl-pyrazolo[3,4-d]pyrimidin-3-yl)-3-chloro-N-(2-hydroxyethyl)-1*H*-indole-6-carboxamide;
- 2-(4-Amino-1-tert-butyl-pyrazolo[3,4-d]pyrimidin-3-yl)-3-chloro-N-[2-(2-morpholinoethoxy)ethyl]-1*H*-indole-6-carboxamide;
- 2-(4-Amino-1-tert-butyl-pyrazolo[3,4-d]pyrimidin-3-yl)-3-chloro-N-[2-[2-(dimethylamino)ethoxy]ethyl]-1*H*-indole-6-carboxamide;
- 2-(4-Amino-1-tert-butyl-pyrazolo[3,4-d]pyrimidin-3-yl)-3-chloro-N-[3-(dimethylamino)propyl]-1*H*-indole-6-carboxamide;
- 2-(4-Amino-1-tert-butyl-pyrazolo[3,4-d]pyrimidin-3-yl)-3-chloro-N-[3-(1-piperidyl)propyl]-1*H*-indole-6-carboxamide;
- 2-(4-Amino-1-tert-butyl-pyrazolo[3,4-d]pyrimidin-3-yl)-3-chloro-N-(3-isopropoxypropyl)-1*H*-indole-6-carboxamide;
- 2-[4-Amino-1-(2-hydroxyethyl)pyrazolo[3,4-d]pyrimidin-3-yl]-3-chloro-N-methyl-1*H*-indole-6-carboxamide;
- 2-[4-Amino-1-(3-methoxypropyl)pyrazolo[3,4-d]pyrimidin-3-yl]-3-chloro-N-methyl-1*H*-indole-6-carboxamide;
- 2-[4-Amino-1-(1-methylsulfonyl-4-piperidyl)pyrazolo[3,4-d]pyrimidin-3-yl]-3-chloro-N-methyl-1*H*-indole-6-carboxamid;

2-(4-Amino-1-methyl-pyrazolo[3,4-d]pyrimidin-3-yl)-3-chloro-N-methyl-1*H*-indole-6-carboxamide;

2-(4-Amino-1-tert-butyl-pyrazolo[3,4-d]pyrimidin-3-yl)-3-chloro-N-[1-(2-methoxyethyl)pyrazol-3-yl]-1*H*-indole-6-carboxamide;

2-(4-Amino-1-tert-butyl-pyrazolo[3,4-d]pyrimidin-3-yl)-3-chloro-N-[1-(2-morpholinoethyl)pyrazol-3-yl]-1*H*-indole-6-carboxamide;

2-(4-Amino-1-tert-butyl-pyrazolo[3,4-d]pyrimidin-3-yl)-3-chloro-N-[1-[2-(dimethylamino)ethyl]pyrazol-3-yl]-1*H*-indole-6-carboxamide;

2-(4-Amino-1-tert-butyl-pyrazolo[3,4-d]pyrimidin-3-yl)-3-chloro-N-[1-[2-(4-methylpiperazin-1-yl)ethyl]pyrazol-3-yl]-1*H*-indole-6-carboxamide;

2-[4-Amino-1-(2-aminoethyl)pyrazolo[3,4-d]pyrimidin-3-yl]-3-chloro-N-methyl-1*H*-indole-6-carboxamide;

2-(4-Amino-1-tert-butyl-pyrazolo[3,4-d]pyrimidin-3-yl)-3-chloro-N-[1-(2-hydroxyethyl)pyrazol-3-yl]-1*H*-indole-6-carboxamide;

2-{4-Amino-1-cyclobutyl-1*H*-pyrazolo[3,4-d]pyrimidin-3-yl}-3-chloro-N-methyl-1*H*-indole-6-carboxamide;

2-(8-Amino-3-isopropylimidazo[1,5-a]pyrazin-1-yl)-3-chloro-N-methyl-1*H*-indole-6-carboxamide;

2-(4-Amino-1-tert-butyl-pyrazolo[3,4-d]pyrimidin-3-yl)-3-fluoro-N-methyl-1*H*-indole-6-carboxamide;

2-(4-Amino-1-tert-butyl-pyrazolo[3,4-d]pyrimidin-3-yl)-3-chloro-N-methyl-1*H*-indole-6-carboxamide;

2-(4-Amino-1-cyclohexyl-1*H*-pyrazolo[3,4-d]pyrimidin-3-yl)-3-chloro-N-methyl-1*H*-indole-6-carboxamide;

2-(4-amino-7-isopropyl-7*H*-pyrrolo[2,3-d]pyrimidin-5-yl)-3-chloro-N-methyl-1*H*-indole-6-carboxamide;

2-(4-Amino-1-tert-butyl-pyrazolo[3,4-d]pyrimidin-3-yl)-3-chloro-1*H*-indole-6-carboxylic acid;

2-{4-Amino-1-tert-butyl-1*H*-pyrazolo[3,4-d]pyrimidin-3-yl}-3-chloro-N-(oxan-4-yl)-1*H*-indole-6-carboxamide;

2-{4-Amino-1-tert-butyl-1*H*-pyrazolo[3,4-d]pyrimidin-3-yl}-3-chloro-N-(propan-2-yl)-1*H*-indole-6-carboxamide;

2-{4-Amino-1-tert-butyl-1*H*-pyrazolo[3,4-*d*]pyrimidin-3-yl}-3-chloro-*N*-ethyl-1*H*-indole-6-carboxamide;

2-{4-Amino-1-tert-butyl-1*H*-pyrazolo[3,4-*d*]pyrimidin-3-yl}-3-chloro-*N*-cyclopropyl-1*H*-indole-6-carboxamide;

2-{4-Amino-1-tert-butyl-1*H*-pyrazolo[3,4-*d*]pyrimidin-3-yl}-3-chloro-*N*-phenyl-1*H*-indole-6-carboxamide;

2-[4-Amino-1-(propan-2-yl)-1*H*-pyrazolo[4,3-*c*]pyridin-3-yl]-3-chloro-*N*-methyl-1*H*-indole-6-carboxamide;

2-[4-Amino-1-(propan-2-yl)-1*H*-pyrazolo[4,3-*c*]pyridin-3-yl]-3-bromo-*N*-methyl-1*H*-indole-6-carboxamide;

2-{4-Aminothieno[2,3-*d*]pyrimidin-5-yl}-3-chloro-*N*-methyl-1*H*-indole-6-carboxamide;

2-[4-Amino-7-(propan-2-yl)pyrrolo[2,1-*f*][1,2,4]triazin-5-yl]-3-chloro-*N*-methyl-1*H*-indole-6-carboxamide;

2-[4-Amino-7-(propan-2-yl)imidazo[4,3-*f*][1,2,4]triazin-5-yl]-3-chloro-*N*-methyl-1*H*-indole-6-carboxamide;

2-{4-Amino-1-tert-butyl-1*H*-pyrazolo[3,4-*d*]pyrimidin-3-yl}-3-chloro-*N*-methyl-1*H*-pyrrolo[2,3-*b*]pyridine-6-carboxamide;

1-(2-{4-Amino-1-tert-butyl-1*H*-pyrazolo[3,4-*d*]pyrimidin-3-yl}-3-chloro-1*H*-indol-6-yl)propan-1-one;

2-(4-Amino-1-(1-methylpiperidin-4-yl)-1*H*-pyrazolo[3,4-*d*]pyrimidin-3-yl)-3-chloro-*N*-cyclopropyl-1*H*-indole-6-carboxamide;

3-[3-Chloro-6-(1,3,4-thiadiazol-2-yl)-1*H*-indol-2-yl]-1-isopropyl-pyrazolo[3,4-*d*]pyrimidin-4-amine; or

3-(3-Chloro-6-oxazol-2-yl-1*H*-indol-2-yl)-1-isopropyl-pyrazolo[3,4-*d*]pyrimidin-4-amine.

[00109] Further particular compounds of the present invention include any of the compounds exemplified in the present application, or a pharmaceutically acceptable salt or solvate thereof, and, in particular, any of the following:

2-(4-Amino-1-isopropyl-pyrazolo[3,4-*d*]pyrimidin-3-yl)-*N*-methyl-1*H*-indole-6-carboxamide;

2-(4-Amino-1-tert-butyl-pyrazolo[3,4-*d*]pyrimidin-3-yl)-*N*-methyl-1*H*-indole-6-carboxamide;

2-(4-Amino-1-tert-butyl-pyrazolo[3,4-d]pyrimidin-3-yl)-N-(1-methylpyrazol-3-yl)-1*H*-indole-6-carboxamide;

2-(4-Amino-1-tert-butyl-pyrazolo[3,4-d]pyrimidin-3-yl)-1*H*-indole-6-carboxamide;

2-{4-Amino-1-cyclohexyl-1*H*-pyrazolo[3,4-d]pyrimidin-3-yl}-N-methyl-1*H*-indole-6-carboxamide;

2-{4-Amino-1-cyclopentyl-1*H*-pyrazolo[3,4-d]pyrimidin-3-yl}-N-methyl-1*H*-indole-6-carboxamide;

2-(4-Amino-7-isopropyl-7*H*-pyrrolo[2,3-d]pyrimidin-5-yl)-N-methyl-1*H*-indole-6-carboxamide;

2-(8-Amino-3-isopropyl-imidazo[1,5-a]pyrazin-1-yl)-N-methyl-1*H*-indole-6-carboxamide;

2-(4-Amino-1-tert-butyl-pyrazolo[3,4-d]pyrimidin-3-yl)-N-methyl-3*H*-benzimidazole-5-carboxamide;

2-[4-Amino-1-(propan-2-yl)-1*H*-pyrazolo[4,3-c]pyridin-3-yl]-N-methyl-1*H*-indole-6-carboxamide;

2-{4-Aminothieno[2,3-d]pyrimidin-5-yl}-N-methyl-1*H*-indole-6-carboxamide;

2-[4-Amino-7-(propan-2-yl)pyrrolo[2,1-f][1,2,4]triazin-5-yl]-N-methyl-1*H*-indole-6-carboxamide;

2-[4-Amino-7-chloro-1-(propan-2-yl)-1*H*-pyrazolo[4,3-c]pyridin-3-yl]-N-methyl-1*H*-indole-6-carboxamide;

2-{4-Amino-1-tert-butyl-1*H*-pyrazolo[3,4-d]pyrimidin-3-yl}-N-methyl-1*H*-pyrrolo[2,3-b]pyridine-6-carboxamide;

2-(4-Amino-1-(tert-butyl)-1*H*-pyrazolo[3,4-d]pyrimidin-3-yl)-1-methyl-1*H*-indole-6-carboxylic acid;

2-(4-Amino-1-(tert-butyl)-1*H*-pyrazolo[3,4-d]pyrimidin-3-yl)-5-chloro-N-methyl-1*H*-indole-6-carboxamide;

N-(2-{4-Amino-1-tert-butyl-1*H*-pyrazolo[3,4-d]pyrimidin-3-yl}-1*H*-indol-6-yl)acetamide;

2-{4-Amino-1-tert-butyl-1*H*-pyrazolo[3,4-d]pyrimidin-3-yl}-N,1-dimethyl-1*H*-indole-6-carboxamide;

1-Isopropyl-3-[6-(1,3,4-thiadiazol-2-yl)-1*H*-indol-2-yl]pyrazolo[3,4-d]pyrimidin-4-amine; or

1-Isopropyl-3-(6-oxazol-2-yl-1*H*-indol-2-yl)pyrazolo[3,4-*d*]pyrimidin-4-amine.

[00110] The various functional groups and substituents making up the compounds of the Formula (I), and sub-formulae Ia to Ig, are typically chosen such that the molecular weight of the compound of the Formula (I) does not exceed 1000. More usually, the molecular weight of the compound will be less than 900, for example less than 800, or less than 750, or less than 700, or less than 650. More preferably, the molecular weight is less than 600 and, for example, is 550 or less.

[00111] A suitable pharmaceutically acceptable salt of a compound of the invention is, for example, an acid-addition salt of a compound of the invention which is sufficiently basic, for example, an acid-addition salt with, for example, an inorganic or organic acid, for example hydrochloric, hydrobromic, sulfuric, phosphoric, trifluoroacetic, formic, citric methane sulfonate or maleic acid. In addition, a suitable pharmaceutically acceptable salt of a compound of the invention which is sufficiently acidic is an alkali metal salt, for example a sodium or potassium salt, an alkaline earth metal salt, for example a calcium or magnesium salt, an ammonium salt or a salt with an organic base which affords a pharmaceutically acceptable cation, for example a salt with methylamine, dimethylamine, trimethylamine, piperidine, morpholine or tris-(2-hydroxyethyl)amine.

[00112] Compounds that have the same molecular formula but differ in the nature or sequence of bonding of their atoms or the arrangement of their atoms in space are termed "isomers". Isomers that differ in the arrangement of their atoms in space are termed "stereoisomers". Stereoisomers that are not mirror images of one another are termed "diastereomers" and those that are non-superimposable mirror images of each other are termed "enantiomers". When a compound has an asymmetric center, for example, it is bonded to four different groups, a pair of enantiomers is possible. An enantiomer can be characterized by the absolute configuration of its asymmetric center and is described by the R- and S-sequencing rules of Cahn and Prelog, or by the manner in which the molecule rotates the plane of polarized light and designated as dextrorotatory or levorotatory (i.e., as (+) or (-)-isomers respectively). A chiral compound can exist as either individual enantiomer or as a mixture thereof. A mixture containing equal proportions of the enantiomers is called a "racemic mixture".

[00113] The compounds of this invention may possess one or more asymmetric centers; such compounds can therefore be produced as individual (R)- or (S)-stereoisomers or as mixtures thereof. Unless indicated otherwise, the description or naming of a particular compound in the specification and claims is intended to include both individual enantiomers and mixtures, racemic or otherwise, thereof. The methods for the determination of stereochemistry and the

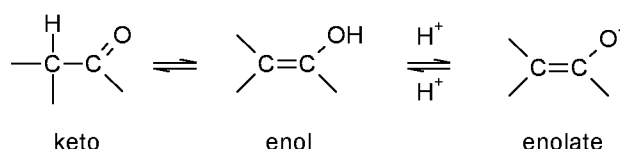
separation of stereoisomers are well-known in the art (see discussion in Chapter 4 of "Advanced Organic Chemistry", 4th edition J. March, John Wiley and Sons, New York, 2001), for example by synthesis from optically active starting materials or by resolution of a racemic form. Some of the compounds of the invention may have geometric isomeric centres (E- and Z- isomers). It is to be understood that the present invention encompasses all optical, diastereoisomers and geometric isomers and mixtures thereof that possess antiproliferative activity.

[00114] The present invention also encompasses compounds of the invention as defined herein which comprise one or more isotopic substitutions. For example, H may be in any isotopic form, including 1H , 2H(D) , and 3H (T) ; C may be in any isotopic form, including 12C , 13C , and 14C ; and O may be in any isotopic form, including 16O and 18O ; and the like.

[00115] It is also to be understood that certain compounds of the Formula (I), or sub-formulae Ia to Ig, may exist in solvated as well as unsolvated forms such as, for example, hydrated forms. It is to be understood that the invention encompasses all such solvated forms that possess antiproliferative activity.

[00116] It is also to be understood that certain compounds of the Formula I, or sub-formulae Ia to Ig, may exhibit polymorphism, and that the invention encompasses all such forms that possess antiproliferative activity.

[00117] Compounds of the Formula I, and sub-formulae Ia to Ig, may exist in a number of different tautomeric forms and references to compounds of the Formula I, and sub-formulae Ia to Ig, include all such forms. For the avoidance of doubt, where a compound can exist in one of several tautomeric forms, and only one is specifically described or shown, all others are nevertheless embraced by Formula I, and sub-formulae Ia to Ig. Examples of tautomeric forms include keto-, enol-, and enolate-forms, as in, for example, the following tautomeric pairs: keto/enol (illustrated below), imine/enamine, amide/imino alcohol, amidine/amidine, nitroso/oxime, thioketone/enethiol, and nitro/aci-nitro.



[00118] Compounds of the Formula I, and sub-formulae Ia to Ig, containing an amine function may also form N-oxides. A reference herein to a compound of the Formula I, or sub-formulae Ia to Ig, that contains an amine function also includes the N-oxide. Where a compound contains several amine functions, one or more than one nitrogen atom may be oxidised to form an N-oxide. Particular examples of N-oxides are the N-oxides of a *tertiary* amine or a

nitrogen atom of a nitrogen-containing heterocycle. N-Oxides can be formed by treatment of the corresponding amine with an oxidizing agent such as hydrogen peroxide or a per-acid (e.g. a peroxy-carboxylic acid), see for example Advanced Organic Chemistry, by Jerry March, 4th Edition, Wiley Interscience, pages. More particularly, N-oxides can be made by the procedure of L. W. Deady (Syn. Comm. 1977, 7, 509-514) in which the amine compound is reacted with m-chloroperoxybenzoic acid (mCPBA), for example, in an inert solvent such as dichloromethane.

[00119] The compounds of Formula (I), and sub-formulae Ia to Ig, may be administered in the form of a pro-drug which is broken down in the human or animal body to release a compound of the invention. A pro-drug may be used to alter the physical properties and/or the pharmacokinetic properties of a compound of the invention. A pro-drug can be formed when the compound of the invention contains a suitable group or substituent to which a property-modifying group can be attached. Examples of pro-drugs include *in vivo* cleavable ester derivatives that may be formed at a carboxy group or a hydroxy group in a compound of the Formula (I), or sub-formulae Ia to Ig, and *in-vivo* cleavable amide derivatives that may be formed at a carboxy group or an amino group in a compound of the Formula (I), or sub-formulae Ia to Ig.

[00120] Accordingly, the present invention includes those compounds of the Formula (I), and sub-formulae Ia to Ig, as defined hereinbefore, when made available by organic synthesis and when made available within the human or animal body by way of cleavage of a pro-drug thereof. Accordingly, the present invention includes those compounds of the Formula I, and sub-formulae Ia to Ig, that are produced by organic synthetic means and also such compounds that are produced in the human or animal body by way of metabolism of a precursor compound, that is a compound of the Formula (I) or sub-formulae Ia to Ig, may be a synthetically-produced compound or a metabolically-produced compound.

[00121] A suitable pharmaceutically acceptable pro-drug of a compound of the Formula (I), or sub-formulae Ia to Ig, is one that is based on reasonable medical judgement as being suitable for administration to the human or animal body without undesirable pharmacological activities and without undue toxicity.

[00122] Various forms of pro-drug have been described, for example in the following documents :-

- a) Methods in Enzymology, Vol. 42, p. 309-396, edited by K. Widder, et al. (Academic Press, 1985);
- b) Design of Pro-drugs, edited by H. Bundgaard, (Elsevier, 1985);

- c) A Textbook of Drug Design and Development, edited by Krogsgaard-Larsen and H. Bundgaard, Chapter 5 "Design and Application of Pro-drugs", by H. Bundgaard p. 113-191 (1991);
- d) H. Bundgaard, Advanced Drug Delivery Reviews, 8, 1-38 (1992);
- e) H. Bundgaard, et al., Journal of Pharmaceutical Sciences, 77, 285 (1988);
- f) N. Kakeya, et al., Chem. Pharm. Bull., 32, 692 (1984);
- g) T. Higuchi and V. Stella, "Pro-Drugs as Novel Delivery Systems", A.C.S. Symposium Series, Volume 14; and
- h) E. Roche (editor), "Bioreversible Carriers in Drug Design", Pergamon Press, 1987.

[00123] A suitable pharmaceutically acceptable pro-drug of a compound of the Formula I, or sub-formulae Ia to Ig, that possesses a carboxy group is, for example, an *in vivo* cleavable ester thereof. An *in vivo* cleavable ester of a compound of the Formula I, or sub-formulae Ia to Ig, containing a carboxy group is, for example, a pharmaceutically acceptable ester which is cleaved in the human or animal body to produce the parent acid. Suitable pharmaceutically acceptable esters for carboxy include C1-6alkyl esters such as methyl, ethyl and *tert*-butyl, C1-6alkoxymethyl esters such as methoxymethyl esters, C1-6alkanoyloxymethyl esters such as pivaloyloxymethyl esters, 3-phthalidyl esters, C3-8cycloalkylcarbonyloxy- C1-6alkyl esters such as cyclopentylcarbonyloxymethyl and 1-cyclohexylcarbonyloxyethyl esters, 2-oxo-1,3-dioxolenylmethyl esters such as 5-methyl-2-oxo-1,3-dioxolen-4-ylmethyl esters and C1-6alkoxycarbonyloxy- C1-6alkyl esters such as methoxycarbonyloxymethyl and 1-methoxycarbonyloxyethyl esters.

[00124] A suitable pharmaceutically acceptable pro-drug of a compound of the Formula (I), or sub-formulae Ia to Ig, that possesses a hydroxy group is, for example, an *in vivo* cleavable ester or ether thereof. An *in vivo* cleavable ester or ether of a compound of the Formula I, or sub-formulae Ia to Ig, containing a hydroxy group is, for example, a pharmaceutically acceptable ester or ether which is cleaved in the human or animal body to produce the parent hydroxy compound. Suitable pharmaceutically acceptable ester forming groups for a hydroxy group include inorganic esters such as phosphate esters (including phosphoramidic cyclic esters). Further suitable pharmaceutically acceptable ester forming groups for a hydroxy group include C1-10alkanoyl groups such as acetyl, benzoyl, phenylacetyl and substituted benzoyl and phenylacetyl groups, C1-10alkoxycarbonyl groups such as ethoxycarbonyl, N,N-(C1-6)2carbamoyl, 2-dialkylaminoacetyl and 2-carboxyacetyl groups. Examples of ring substituents on the phenylacetyl and benzoyl groups include aminomethyl, N-

alkylaminomethyl, N,N-dialkylaminomethyl, morpholinomethyl, piperazin-1-ylmethyl and 4-(C1-4alkyl)piperazin-1-ylmethyl. Suitable pharmaceutically acceptable ether forming groups for a hydroxy group include α -acyloxyalkyl groups such as acetoxymethyl and pivaloyloxymethyl groups.

[00125] A suitable pharmaceutically acceptable pro-drug of a compound of the Formula (I), or sub-formulae Ia to Ig, that possesses a carboxy group is, for example, an *in vivo* cleavable amide thereof, for example an amide formed with an amine such as ammonia, a C1-4alkylamine such as methylamine, a (C1-4alkyl)2amine such as dimethylamine, N-ethyl-N-methylamine or diethylamine, a C1-4alkoxy- C2-4alkylamine such as 2-methoxyethylamine, a phenyl-C1-4alkylamine such as benzylamine and amino acids such as glycine or an ester thereof.

[00126] A suitable pharmaceutically acceptable pro-drug of a compound of the Formula I, or sub-formulae Ia to Ig, that possesses an amino group is, for example, an *in vivo* cleavable amide derivative thereof. Suitable pharmaceutically acceptable amides from an amino group include, for example an amide formed with C1-10alkanoyl groups such as an acetyl, benzoyl, phenylacetyl and substituted benzoyl and phenylacetyl groups. Examples of ring substituents on the phenylacetyl and benzoyl groups include aminomethyl, N-alkylaminomethyl, N,N-dialkylaminomethyl, morpholinomethyl, piperazin-1-ylmethyl and 4-(C1-4alkyl)piperazin-1-ylmethyl.

[00127] The *in vivo* effects of a compound of the Formula (I), or sub-formulae Ia to Ig, may be exerted in part by one or more metabolites that are formed within the human or animal body after administration of a compound of the Formula (I), or sub-formulae Ia to Ig. As stated hereinbefore, the *in vivo* effects of a compound of the Formula (I), or sub-formulae Ia to Ig, may also be exerted by way of metabolism of a precursor compound (a pro-drug).

[00128] Though the present invention may relate to any compound or particular group of compounds defined herein by way of optional, preferred or suitable features or otherwise in terms of particular embodiments, the present invention may also relate to any compound or particular group of compounds that specifically excludes said optional, preferred or suitable features or particular embodiments.

[00129] Suitably, the present invention excludes any individual compounds not possessing the biological activity defined herein.

Synthesis

[00130] The compounds of the present invention can be prepared by any suitable technique known in the art. Particular processes for the preparation of these compounds are described further in the accompanying examples.

[00131] In the description of the synthetic methods described herein and in any referenced synthetic methods that are used to prepare the starting materials, it is to be understood that all proposed reaction conditions, including choice of solvent, reaction atmosphere, reaction temperature, duration of the experiment and workup procedures, can be selected by a person skilled in the art.

[00132] It is understood by one skilled in the art of organic synthesis that the functionality present on various portions of the molecule must be compatible with the reagents and reaction conditions utilised.

[00133] It will be appreciated that during the synthesis of the compounds of the invention in the processes defined herein, or during the synthesis of certain starting materials, it may be desirable to protect certain substituent groups to prevent their undesired reaction. The skilled chemist will appreciate when such protection is required, and how such protecting groups may be put in place, and later removed.

[00134] For examples of protecting groups see one of the many general texts on the subject, for example, 'Protective Groups in Organic Synthesis' by Theodora Green (publisher: John Wiley & Sons). Protecting groups may be removed by any convenient method described in the literature or known to the skilled chemist as appropriate for the removal of the protecting group in question, such methods being chosen so as to effect removal of the protecting group with the minimum disturbance of groups elsewhere in the molecule.

[00135] Thus, if reactants include, for example, groups such as amino, carboxy or hydroxy it may be desirable to protect the group in some of the reactions mentioned herein.

[00136] By way of example, a suitable protecting group for an amino or alkylamino group is, for example, an acyl group, for example an alkanoyl group such as acetyl, an alkoxycarbonyl group, for example a methoxycarbonyl, ethoxycarbonyl or t-butoxycarbonyl group, an arylmethoxycarbonyl group, for example benzyloxycarbonyl, or an aroyl group, for example benzoyl. The deprotection conditions for the above protecting groups necessarily vary with the choice of protecting group. Thus, for example, an acyl group such as an alkanoyl or alkoxycarbonyl group or an aroyl group may be removed by, for example, hydrolysis with a suitable base such as an alkali metal hydroxide, for example lithium or sodium hydroxide. Alternatively an acyl group such as a *tert*-butoxycarbonyl group may be removed, for example, by treatment with a suitable acid as hydrochloric, sulfuric or phosphoric acid or trifluoroacetic

acid and an arylmethoxycarbonyl group such as a benzyloxycarbonyl group may be removed, for example, by hydrogenation over a catalyst such as palladium-on-carbon, or by treatment with a Lewis acid for example boron tris(trifluoroacetate). A suitable alternative protecting group for a primary amino group is, for example, a phthaloyl group which may be removed by treatment with an alkylamine, for example dimethylaminopropylamine, or with hydrazine.

[00137] A suitable protecting group for a hydroxy group is, for example, an acyl group, for example an alkanoyl group such as acetyl, an aroyl group, for example benzoyl, or an arylmethyl group, for example benzyl. The deprotection conditions for the above protecting groups will necessarily vary with the choice of protecting group. Thus, for example, an acyl group such as an alkanoyl or an aroyl group may be removed, for example, by hydrolysis with a suitable base such as an alkali metal hydroxide, for example lithium, sodium hydroxide or ammonia. Alternatively an arylmethyl group such as a benzyl group may be removed, for example, by hydrogenation over a catalyst such as palladium-on-carbon.

[00138] A suitable protecting group for a carboxy group is, for example, an esterifying group, for example a methyl or an ethyl group which may be removed, for example, by hydrolysis with a base such as sodium hydroxide, or for example a t-butyl group which may be removed, for example, by treatment with an acid, for example an organic acid such as trifluoroacetic acid, or for example a benzyl group which may be removed, for example, by hydrogenation over a catalyst such as palladium-on-carbon.

[00139] Resins may also be used as a protecting group.

[00140] The methodology employed to synthesise a compound of Formula (I) will vary depending on the nature of HET, R₁, R_{1a}, R_{1b}, W, X₁, X₂, X₃, X₄, R₂ and R₃ and any substituent groups associated therewith. Suitable processes for their preparation are described further in the accompanying Examples.

[00141] Once a compound of Formula (I) has been synthesised by any one of the processes defined herein, the processes may then further comprise the additional steps of:

- (i) removing any protecting groups present;
- (ii) converting the compound Formula (I) into another compound of formula (I);
- (iii) forming a pharmaceutically acceptable salt, hydrate or solvate thereof; and/or
- (iv) forming a prodrug thereof.

[00142] An example of (ii) above is when a compound of formula (I) is synthesised and then one or more of the groups of HET, R₁, R_{1a}, R_{1b}, W, X₁, X₂, X₃, X₄, R₂ and R₃, may be further reacted to change the nature of the group and provide an alternative compound of formula (I).

For example, the compound can be reacted to convert any R group into a substituent group other than hydrogen.

[00143] The resultant compounds of formula (I) can be isolated and purified using techniques well known in the art.

Biological Activity

[00144] The biological assays described in the Examples section herein may be used to measure the pharmacological effects of the compounds of the present invention.

[00145] Although the pharmacological properties of the compounds of Formula I vary with structural change, as expected, the compounds of the invention were found to be active in the RET assays described in the Examples section.

[00146] In general, the compounds of the invention demonstrate an IC_{50} of 1 μ M or less in the RET assay described in the Examples section, with preferred compounds of the invention demonstrating an IC_{50} of 200 nM or less and the most preferred compounds of the invention demonstrating an IC_{50} of 50 nM or less.

[00147] Suitably the ratio of RET activity to KDR activity measured in the RET and KDR assays set out in the Examples section herein is greater than 5, more suitably greater than 10, yet more suitably greater than 25, and most suitably greater than 100.

[00148] In the RET^{V804M} enzyme assay described herein in the Examples section, the compounds of Formula I suitably possess an activity of less than 1 μ M, with the preferred compounds demonstrating an activity of 100 nM or less and the most preferred compounds of the invention demonstrating an IC_{50} of 50 nM or less.

[00149] In the RET cell assay described herein in the Examples section, the compounds of Formula I suitably possess an activity of less than 1 μ M, with the preferred compounds demonstrating an activity of 250 nM or less and the most preferred compounds of the invention demonstrating an IC_{50} of 100 nM or less.

[00150] In the RET^{V804M} cell assay described herein in the Examples section, the compounds of Formula I suitably possess an activity of less than 1 μ M, with the preferred compounds demonstrating an activity of 500 nM or less, and more preferred compounds demonstrating an activity of 100 nM or less, and the most preferred compounds of the invention demonstrating an IC_{50} of 50 nM or less.

[00151] The following compounds were tested but did not exhibit the desired activity in the assays described in the Examples section hereinbelow:

2-(4-amino-1-tert-butyl-pyrazolo[3,4-d]pyrimidin-3-yl)-N-methyl-1*H*-indole-5-carboxamide;

2-{4-amino-1-tert-butyl-1H-pyrazolo[3,4-d]pyrimidin-3-yl}-3-chloro-N-cyclohexyl-1H-indole-6-carboxamide;

2-{4-amino-1-tert-butyl-1H-pyrazolo[3,4-d]pyrimidin-3-yl}-3-chloro-N-(1-methylpiperidin-4-yl)-1H-indole-6-carboxamide.

Pharmaceutical Compositions

[00152] According to a further aspect of the invention there is provided a pharmaceutical composition which comprises a compound of the invention as defined hereinbefore, or a pharmaceutically acceptable salt, hydrate or solvate thereof, in association with a pharmaceutically acceptable diluent or carrier.

[00153] The compositions of the invention may be in a form suitable for oral use (for example as tablets, lozenges, hard or soft capsules, aqueous or oily suspensions, emulsions, dispersible powders or granules, syrups or elixirs), for topical use (for example as creams, ointments, gels, or aqueous or oily solutions or suspensions), for administration by inhalation (for example as a finely divided powder or a liquid aerosol), for administration by insufflation (for example as a finely divided powder) or for parenteral administration (for example as a sterile aqueous or oily solution for intravenous, subcutaneous, intramuscular, intraperitoneal or intramuscular dosing or as a suppository for rectal dosing).

[00154] The compositions of the invention may be obtained by conventional procedures using conventional pharmaceutical excipients, well known in the art. Thus, compositions intended for oral use may contain, for example, one or more colouring, sweetening, flavouring and/or preservative agents.

[00155] An effective amount of a compound of the present invention for use in therapy is an amount sufficient to treat or prevent a proliferative condition referred to herein, slow its progression and/or reduce the symptoms associated with the condition.

[00156] The amount of active ingredient that is combined with one or more excipients to produce a single dosage form will necessarily vary depending upon the individual treated and the particular route of administration. For example, a formulation intended for oral administration to humans will generally contain, for example, from 0.5 mg to 0.5 g of active agent (more suitably from 0.5 to 100 mg, for example from 1 to 30 mg) compounded with an appropriate and convenient amount of excipients which may vary from about 5 to about 98 percent by weight of the total composition.

[00157] The size of the dose for therapeutic or prophylactic purposes of a compound of the Formula I will naturally vary according to the nature and severity of the conditions, the age and sex of the animal or patient and the route of administration, according to well-known principles of medicine.

[00158] In using a compound of the invention for therapeutic or prophylactic purposes it will generally be administered so that a daily dose in the range, for example, 0.1 mg/kg to 75 mg/kg body weight is received, given if required in divided doses. In general lower doses will be administered when a parenteral route is employed. Thus, for example, for intravenous or intraperitoneal administration, a dose in the range, for example, 0.1 mg/kg to 30 mg/kg body weight will generally be used. Similarly, for administration by inhalation, a dose in the range, for example, 0.05 mg/kg to 25 mg/kg body weight will be used. Oral administration may also be suitable, particularly in tablet form. Typically, unit dosage forms will contain about 0.5 mg to 0.5 g of a compound of this invention.

Therapeutic Uses and Applications

[00159] The present invention provides compounds that function as inhibitors of RET or mutant forms thereof (e.g. RET^{V804M}). Furthermore, the compounds of the present invention demonstrate an improved selectivity for RET, or mutant forms thereof (e.g. RET^{V804M}), relative to KDR (i.e. they are potent inhibitors of RET and poor inhibitors of KDR).

[00160] The present invention therefore provides a method of inhibiting RET kinase enzyme activity, or mutant forms thereof (e.g. RET^{V804M}), *in vitro* or *in vivo*, said method comprising contacting a cell with an effective amount of a compound, or a pharmaceutically acceptable salt, hydrate or solvate thereof, as defined herein.

[00161] The present invention also provides a method of selectively inhibiting RET kinase enzyme activity, or mutant forms thereof (e.g. RET^{V804M}), over KDR enzyme activity *in vitro* or *in vivo*, said method comprising contacting a cell with an effective amount of a compound, or a pharmaceutically acceptable salt, hydrate or solvate thereof, as defined herein.

[00162] The present invention also provides a method of treating a disease or disorder in which RET kinase activity is implicated in a patient in need of such treatment, said method comprising administering to said patient a therapeutically effective amount of a compound, or a pharmaceutically acceptable salt, hydrate or solvate thereof, or a pharmaceutical composition as defined herein.

[00163] The present invention provides a method of inhibiting cell proliferation, *in vitro* or *in vivo*, said method comprising contacting a cell with an effective amount of a compound, or a pharmaceutically acceptable salt, hydrate or solvate thereof, as defined herein.

[00164] The present invention provides a method of treating a proliferative disorder in a patient in need of such treatment, said method comprising administering to said patient a therapeutically effective amount of a compound, or a pharmaceutically acceptable salt, hydrate or solvate thereof, or a pharmaceutical composition as defined herein.

[00165] The present invention provides a method of treating cancer in a patient in need of

such treatment, said method comprising administering to said patient a therapeutically effective amount of a compound, or a pharmaceutically acceptable salt, hydrate or solvate thereof, or a pharmaceutical composition as defined herein.

[00166] The present invention provides a compound, or a pharmaceutically acceptable salt, hydrate or solvate thereof, or a pharmaceutical composition as defined herein for use in therapy.

[00167] The present invention provides a compound, or a pharmaceutically acceptable salt, hydrate or solvate thereof, or a pharmaceutical composition as defined herein for use in the treatment of a proliferative condition.

[00168] The present invention provides a compound, or a pharmaceutically acceptable salt, hydrate or solvate thereof, or a pharmaceutical composition as defined herein for use in the treatment of cancer. In a particular embodiment, the cancer is human cancer.

[00169] The present invention provides a compound, or a pharmaceutically acceptable salt, hydrate or solvate thereof, as defined herein for use in the inhibition of RET kinase enzyme activity or mutant forms thereof (e.g. RET^{V804M}).

[00170] The present invention provides a compound, or a pharmaceutically acceptable salt, hydrate or solvate thereof, as defined herein for use in the selective inhibition of RET kinase enzyme activity, or mutant forms thereof (e.g. RET^{V804M}), over KDR enzyme activity.

[00171] The present invention provides a compound, or a pharmaceutically acceptable salt, hydrate or solvate thereof, as defined herein for use in the treatment of a disease or disorder in which RET kinase activity is implicated.

[00172] The present invention provides a use of a compound, or a pharmaceutically acceptable salt, hydrate or solvate thereof, as defined herein in the manufacture of a medicament for the treatment of a proliferative condition.

[00173] The present invention provides a use of a compound, or a pharmaceutically acceptable salt, hydrate or solvate thereof, as defined herein in the manufacture of a medicament for the treatment of cancer. Suitably, the medicament is for use in the treatment of human cancers.

[00174] The present invention provides a use of a compound, or a pharmaceutically acceptable salt, hydrate or solvate thereof, as defined herein in the manufacture of a medicament for the inhibition of RET kinase enzyme activity, or mutant forms thereof (e.g. RET^{V804M}).

[00175] The present invention provides a use of a compound, or a pharmaceutically acceptable salt, hydrate or solvate thereof, as defined herein in the manufacture of a medicament for the selective inhibition of RET kinase enzyme activity, or mutant forms thereof (e.g. RET^{V804M}), over KDR enzyme activity.

[00176] The present invention provides a use of a compound, or a pharmaceutically

acceptable salt, hydrate or solvate thereof, as defined herein in the manufacture of a medicament for the treatment of a disease or disorder in which RET kinase activity is implicated.

[00177] The term "proliferative disorder" are used interchangeably herein and pertain to an unwanted or uncontrolled cellular proliferation of excessive or abnormal cells which is undesired, such as, neoplastic or hyperplastic growth, whether *in vitro* or *in vivo*. Examples of proliferative conditions include, but are not limited to, pre-malignant and malignant cellular proliferation, including but not limited to, malignant neoplasms and tumours, cancers, leukemias, psoriasis, bone diseases, fibroproliferative disorders (e.g., of connective tissues), and atherosclerosis. Any type of cell may be treated, including but not limited to, lung, colon, breast, ovarian, prostate, liver, pancreas, brain, and skin.

[00178] The anti-proliferative effects of the compounds of the present invention have particular application in the treatment of human cancers (by virtue of their inhibition of RET kinase enzyme activity, and/or the selective inhibition of RET kinase enzyme activity over KDR enzyme activity).

[00179] The anti-cancer effect may arise through one or more mechanisms, including but not limited to, the regulation of cell proliferation, the inhibition of angiogenesis (the formation of new blood vessels), the inhibition of metastasis (the spread of a tumour from its origin), the inhibition of invasion (the spread of tumour cells into neighbouring normal structures), or the promotion of apoptosis (programmed cell death).

[00180] In a particular embodiment of the invention, the proliferative condition to be treated is cancer, for example medullary thyroid cancer (MTC) or non-small cell lung cancer (NSCLC).

Routes of Administration

[00181] The compounds of the invention or pharmaceutical compositions comprising these compounds may be administered to a subject by any convenient route of administration, whether systemically/ peripherally or topically (i.e., at the site of desired action).

[00182] Routes of administration include, but are not limited to, oral (e.g, by ingestion); buccal; sublingual; transdermal (including, e.g., by a patch, plaster, etc.); transmucosal (including, e.g., by a patch, plaster, etc.); intranasal (e.g., by nasal spray); ocular (e.g., by eye drops); pulmonary (e.g., by inhalation or insufflation therapy using, e.g., via an aerosol, e.g., through the mouth or nose); rectal (e.g., by suppository or enema); vaginal (e.g., by pessary); parenteral, for example, by injection, including subcutaneous, intradermal, intramuscular, intravenous, intra-arterial, intracardiac, intrathecal, intraspinal, intracapsular, subcapsular, intraorbital, intraperitoneal, intratracheal, subcuticular, intraarticular, subarachnoid, and intrasternal; by implant of a depot or reservoir, for example, subcutaneously or intramuscularly.

Combination Therapies

[00183] The antiproliferative treatment defined hereinbefore may be applied as a sole therapy or may involve, in addition to the compound of the invention, conventional surgery or radiotherapy or chemotherapy. Such chemotherapy may include one or more of the following categories of anti-tumour agents:-

- (i) other antiproliferative/antineoplastic drugs and combinations thereof, as used in medical oncology, such as alkylating agents (for example cis-platin, oxaliplatin, carboplatin, cyclophosphamide, nitrogen mustard, melphalan, chlorambucil, busulphan, temozolamide and nitrosoureas); antimetabolites (for example gemcitabine and antifolates such as fluoropyrimidines like 5-fluorouracil and tegafur, raltitrexed, methotrexate, cytosine arabinoside, and hydroxyurea); antitumour antibiotics (for example anthracyclines like adriamycin, bleomycin, doxorubicin, daunomycin, epirubicin, idarubicin, mitomycin-C, dactinomycin and mithramycin); antimitotic agents (for example vinca alkaloids like vincristine, vinblastine, vindesine and vinorelbine and taxoids like taxol and taxotere and polokinese inhibitors); and topoisomerase inhibitors (for example epipodophyllotoxins like etoposide and teniposide, amsacrine, topotecan and camptothecin);
- (ii) cytostatic agents such as antioestrogens (for example tamoxifen, fulvestrant, toremifene, raloxifene, droloxifene and idoxifene), antiandrogens (for example bicalutamide, flutamide, nilutamide and cyproterone acetate), LHRH antagonists or LHRH agonists (for example goserelin, leuprorelin and buserelin), progestogens (for example megestrol acetate), aromatase inhibitors (for example as anastrozole, letrozole, vorazole and exemestane) and inhibitors of 5 α -reductase such as finasteride;
- (iii) anti-invasion agents [for example c-Src kinase family inhibitors like 4-(6-chloro-2,3-methylenedioxyanilino)-7-[2-(4-methylpiperazin-1-yl)ethoxy]-5-tetrahydropyran-4-yloxyquinazoline (AZD0530; International Patent Application WO 01/94341), *N*-(2-chloro-6-methylphenyl)-2-{6-[4-(2-hydroxyethyl)piperazin-1-yl]-2-methylpyrimidin-4-ylamino}thiazole-5-carboxamide (dasatinib, BMS-354825; *J. Med. Chem.*, 2004, **47**, 6658-6661) and bosutinib (SKI-606), and metalloproteinase inhibitors like marimastat, inhibitors of urokinase plasminogen activator receptor function or antibodies to Heparanase];
- (iv) inhibitors of growth factor function: for example such inhibitors include growth factor antibodies and growth factor receptor antibodies (for example the anti-erbB2 antibody trastuzumab [Herceptin™], the anti-EGFR antibody panitumumab, the anti-erbB1 antibody cetuximab [Erbix, C225] and any growth factor or growth factor receptor antibodies disclosed by Stern *et al.* (Critical reviews in oncology/haematology, 2005, Vol. 54, pp11-29); such inhibitors also include tyrosine kinase inhibitors, for example inhibitors of the epidermal growth factor family (for example EGFR family tyrosine kinase inhibitors such as *N*-(3-chloro-4-fluorophenyl)-7-methoxy-6-(3-morpholinopropoxy)quinazolin-4-amine (gefitinib, ZD1839), *N*-

(3-ethynylphenyl)-6,7-bis(2-methoxyethoxy)quinazolin-4-amine (erlotinib, OSI-774) and 6-acrylamido-*N*-(3-chloro-4-fluorophenyl)-7-(3-morpholinopropoxy)-quinazolin-4-amine (CI 1033), erbB2 tyrosine kinase inhibitors such as lapatinib; inhibitors of the hepatocyte growth factor family; inhibitors of the insulin growth factor family; inhibitors of the platelet-derived growth factor family such as imatinib and/or nilotinib (AMN107); inhibitors of serine/threonine kinases (for example Ras/Raf signalling inhibitors such as farnesyl transferase inhibitors, for example sorafenib (BAY 43-9006), tipifarnib (R115777) and lonafarnib (SCH66336)), inhibitors of cell signalling through MEK and/or AKT kinases, c-kit inhibitors, abl kinase inhibitors, PI3 kinase inhibitors, Plt3 kinase inhibitors, CSF-1R kinase inhibitors, IGF receptor (insulin-like growth factor) kinase inhibitors; aurora kinase inhibitors (for example AZD1152, PH739358, VX-680, MLN8054, R763, MP235, MP529, VX-528 AND AX39459) and cyclin dependent kinase inhibitors such as CDK2 and/or CDK4 inhibitors;

(v) antiangiogenic agents such as those which inhibit the effects of vascular endothelial growth factor, [for example the anti-vascular endothelial cell growth factor antibody bevacizumab (Avastin™) and for example, a VEGF receptor tyrosine kinase inhibitor such as vandetanib (ZD6474), vatalanib (PTK787), sunitinib (SU11248), axitinib (AG-013736), pazopanib (GW 786034) and 4-(4-fluoro-2-methylindol-5-yloxy)-6-methoxy-7-(3-pyrrolidin-1-ylpropoxy)quinazoline (AZD2171; Example 240 within WO 00/47212), compounds such as those disclosed in International Patent Applications WO97/22596, WO 97/30035, WO 97/32856 and WO 98/13354 and compounds that work by other mechanisms (for example linomide, inhibitors of integrin $\alpha v \beta 3$ function and angiostatin)];

(vi) vascular damaging agents such as Combretastatin A4 and compounds disclosed in International Patent Applications WO 99/02166, WO 00/40529, WO 00/41669, WO 01/92224, WO 02/04434 and WO 02/08213;

(vii) an endothelin receptor antagonist, for example zibotentan (ZD4054) or atrasentan;

(viii) antisense therapies, for example those which are directed to the targets listed above, such as ISIS 2503, an anti-ras antisense;

(ix) gene therapy approaches, including for example approaches to replace aberrant genes such as aberrant p53 or aberrant BRCA1 or BRCA2, GDEPT (gene-directed enzyme pro-drug therapy) approaches such as those using cytosine deaminase, thymidine kinase or a bacterial nitroreductase enzyme and approaches to increase patient tolerance to chemotherapy or radiotherapy such as multi-drug resistance gene therapy; and

(x) immunotherapy approaches, including for example *ex-vivo* and *in-vivo* approaches to increase the immunogenicity of patient tumour cells, such as transfection with cytokines such as interleukin 2, interleukin 4 or granulocyte-macrophage colony stimulating factor, approaches to decrease T-cell anergy, approaches using transfected immune cells such as

cytokine-transfected dendritic cells, approaches using cytokine-transfected tumour cell lines and approaches using anti-idiotypic antibodies.

[00184] In a particular embodiment, the antiproliferative treatment defined hereinbefore may involve, in addition to the compound of the invention, conventional surgery or radiotherapy or chemotherapy, wherein the chemotherapy may include one or more anti-tumour agents selected from procarbazine, carmustine, lomustine, irinotecan, temozolomide, cisplatin, carboplatin, methotrexate, etoposide, cyclophosphamide, ifosfamide, and vincristine.

[00185] Such conjoint treatment may be achieved by way of the simultaneous, sequential or separate dosing of the individual components of the treatment. Such combination products employ the compounds of this invention within the dosage range described hereinbefore and the other pharmaceutically-active agent within its approved dosage range.

[00186] According to this aspect of the invention there is provided a combination for use in the treatment of a cancer (for example a cancer involving a solid tumour) comprising a compound of the invention as defined hereinbefore, or a pharmaceutically acceptable salt, hydrate or solvate thereof, and another anti-tumour agent.

[00187] According to this aspect of the invention there is provided a combination for use in the treatment of a proliferative condition, such as cancer (for example a cancer involving a solid tumour), comprising a compound of the invention as defined hereinbefore, or a pharmaceutically acceptable salt, hydrate or solvate thereof, and any one of the anti-tumour agents listed herein above.

[00188] In a further aspect of the invention there is provided a compound of the invention or a pharmaceutically acceptable salt, hydrate or solvate thereof, for use in the treatment of cancer in combination with another anti-tumour agent, optionally selected from one listed herein above.

[00189] Herein, where the term "combination" is used it is to be understood that this refers to simultaneous, separate or sequential administration. In one aspect of the invention "combination" refers to simultaneous administration. In another aspect of the invention "combination" refers to separate administration. In a further aspect of the invention "combination" refers to sequential administration. Where the administration is sequential or separate, the delay in administering the second component should not be such as to lose the beneficial effect of the combination.

[00190] According to a further aspect of the invention there is provided a pharmaceutical composition which comprises a compound of the invention, or a pharmaceutically acceptable salt, hydrate or solvate thereof, in combination with an anti-tumour agent (optionally selected from one listed herein above), in association with a pharmaceutically acceptable diluent or carrier.

2020220079 18 Aug 2020

EXAMPLES**ABBREVIATIONS**

B ₂ (OH) ₄	Tetrahydroxyborate
br s	broad singlet
d	doublet
dd	doublet of doublets
CDCl ₃	Chloroform
DMAP	4-(dimethylamino) pyridine
DCM	Dichloromethane (methylene chloride)
DIPEA	<i>N,N</i> -di-isopropylethylamine, Hunig's base
DMF	<i>N,N</i> -dimethylformamide
DMSO	Dimethylsulfoxide.
EDCI.HCl	1-Ethyl-3-(3-dimethylaminopropyl)carbodiimide hydrochloride
EtBr	Ethylbromide (bromoethane)
EtOAc	Ethyl acetate
EtOH	Ethanol (ethyl alcohol)
Fcc	Flash column chromatography
HATU	1-[Bis(dimethylamino)methylene]-1 <i>H</i> -1,2,3-triazolo[4,5- <i>b</i>]pyridinium 3-oxid hexafluorophosphate)
HCl	Hydrochloric acid
HPLC	High Pressure Liquid Chromatography
Hz	Hertz
J	Coupling constant
K ₂ CO ₃	Potassium carbonate
KOAc	Potassium acetate
LCMS	Liquid Chromatography-Mass Spectrometry
LiOH.H ₂ O	Lithium hydroxide monohydrate
m	multiplet
MeOH	Methanol (methyl alcohol)
MgSO ₄	Magnesium sulphate
MHz	Mega hertz

N ₂	Nitrogen
NaHCO ₃	Sodium Bicarbonate
Na ₂ SO ₄	Sodium sulphate
NH ₄ Cl	Ammonium chloride
NMR	Nuclear Magnetic Resonance
POCl ₃	Phosphorus oxychloride
q	quartet
s	singlet
t	triplet
THF	Tetrahydrofuran
XPhos	2-Dicyclohexylphosphino-2',4',6'-triisopropylbiphenyl
XPhos-Pd-G2	Chloro(2-dicyclohexylphosphino-2',4',6'-triisopropyl-1,1'-biphenyl)[2-(2'-amino-1,1'-biphenyl)]palladium(II)

METHODS

General Experimental

[00191] Flash column chromatography refers to automated chromatography using pre-packed silica cartridges.

[00192] Generally, in the experimental procedures described hereinbelow, flash chromatography was performed using pre-packed silica gel cartridge and thin layer chromatography was conducted with 5 × 10 cm plates coated with Merck Type 60 F₂₅₄ silica gel to a thickness of 0.25 mm. Typically, reagents obtained from commercial sources were used without further purification unless stated otherwise. Anhydrous solvents were commonly obtained from the Sigma-Aldrich Chemical Company Ltd. or Fisher Chemicals Ltd., and used without further drying. HPLC grade solvents were predominately obtained from Fisher Chemicals Ltd.

[00193] ¹H NMR spectroscopy was carried out using various spectrometers in the stated solvent at room temperature unless stated otherwise. In all cases, NMR data were consistent with the proposed structure. Characteristic chemical shifts (δ) are given in parts-per-million using conventional abbreviations for designation of major peaks e.g. s, singlet; d, doublet; t, triplet; q, quartet; dd, doublet of doublets; br, broad. LCMS was run using various spectrometers to generate low resolution mass spectra under electron spray ionisation (ESI) conditions.

[00194] Generally, in the experimental procedures described hereinbelow, proton (^1H) NMR spectra were recorded on a 300 MHz or 400 MHz Bruker spectrometer. Solutions were typically prepared in either deuteriochloroform (CDCl_3) or deuterated dimethylsulfoxide (DMSO-d_6) with chemical shifts referenced to tetramethylsilane (TMS) or deuterated solvent as an internal standard. Furthermore, deuterated solvents were typically obtained from the Sigma-Aldrich Chemical Company, Goss or Fluorochem.

LCMS Methods

Analytical LC-MS

[00195] It will be appreciated that various LC-MS conditions may be used in the analysis of the compounds of the present invention. Examples of some non-limiting LC-MS conditions are provided below.

Illustrative LC-MS conditions

[00196] LC-MS analyses may be performed on, for example, a Waters Acquity UPLC system fitted with BEH C18 1.7 μM columns ($2.1 \times 50 \text{ mm}$ or $2.1 \times 100 \text{ mm}$), with UV diode array detection (210–400 nm). Positive and negative mass ion detection may also be performed using, for example, a Waters SQD detector. Analyses may then be performed with either buffered acidic or basic solvents, using gradients such as those detailed below.

Examples of suitable solvent gradients

Low pH:

Solvent A – Water + 10mM ammonium formate + 0.1% formic acid

Solvent B – Acetonitrile + 5% water + 0.1% formic acid

High pH:

Solvent A – Water + 10mM ammonium hydrogen carbonate + 0.1% ammonia solution

Solvent B – Acetonitrile + 0.1% ammonia solution

An Example of a Standard LC-MS Solvent Gradient:

Time	Flow rate (mL/min)	% Solvent A	% Solvent B
0	0.6	95	5
1.2	0.6	5	95
1.7	0.6	5	95
1.8	0.6	95	5

Preparative HPLC

[00197] Preparative HPLC refers to mass-directed reverse-phase chromatography using various water:MeCN eluent gradients. It will be appreciated that various preparative HPLC machines and/or conditions may be used to purify the compounds of the present invention, and the person skilled in the art will be well versed in selecting appropriate conditions for each respective compound. Nonetheless, details of some non-limiting examples of suitable HPLC conditions are provided below.

Illustrative preparative HPLC conditions

[00198] Compounds may be purified by preparative HPLC on, for example, a Waters FractionLynx MS autopurification system, with a column such as a Waters XBridge 5 μ m C18, 100 mm \times 19 mm i.d. column, running at a typical flow rate of 20 mL/min with UV diode array detection (210–400 nm) and mass-directed collection using both positive and negative mass ion detection.

[00199] Purifications may also be performed using buffered acidic or basic solvent systems, as appropriate. Compound retention times on such systems may then be assessed using a 30-50 μ L test injection and a standard gradient, and then purified using an appropriately chosen focussed gradient as detailed below, based upon observed retention time.

[00200] Some typically examples of suitable solvent gradients include:

Low pH:

Solvent A – Water + 10mM ammonium formate + 0.1% formic acid

Solvent B – Acetonitrile + 5% water + 0.1% formic acid

High pH:

Solvent A – Water + 10mM ammonium formate + 0.1% ammonia solution

Solvent B – Acetonitrile + 5% water + 0.1% ammonia solution

An Example of a Standard HPLC Gradient:

Time	Flow rate (mL/min)	% Solvent A	% Solvent B
0	20	90	10
0.3	20	90	10
8.5	20	2	98
12	20	2	98
12.5	0	2	98

Examples of Some Focussed HPLC Gradients:

		% Solvent B				
		Retention time on standard gradient (min.)				
Time	Flow rate (mL/min)	0 – 5.2	4.9 – 6.6	6.3 – 7.5	7.3 – 9.5	9.3 - 12
0	20	10	10	10	10	10
0.25	20	10	10	10	10	10
0.35	20	10	20	35	45	60
10	20	45	55	65	75	98
12	20	98	98	98	98	98
12.5	0	98	98	98	98	98

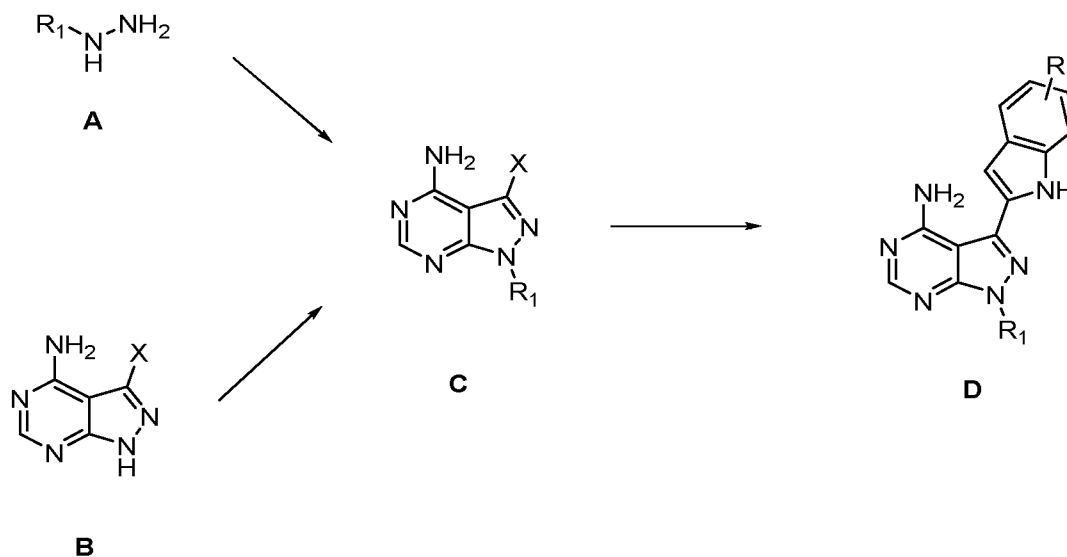
Synthetic methods

[00201] Several methods for the chemical synthesis of the compounds of the present invention are described herein. These and/or other well-known methods may be modified and/or adapted in known ways in order to facilitate the synthesis of additional compounds within the scope of the present invention.

[00202] Where the preparation of starting materials is not described, these are commercially available, known in the literature, or readily obtained by those skilled in the art using standard procedures. Where it is stated that compounds were prepared analogously to earlier examples or intermediates, using General Methods, it will be appreciated by the skilled person that the reaction time, number of equivalents of reagents and temperature can be modified for each specific reaction and that it may be desirable or necessary to employ different reagents, catalysts, work-up or purification techniques.

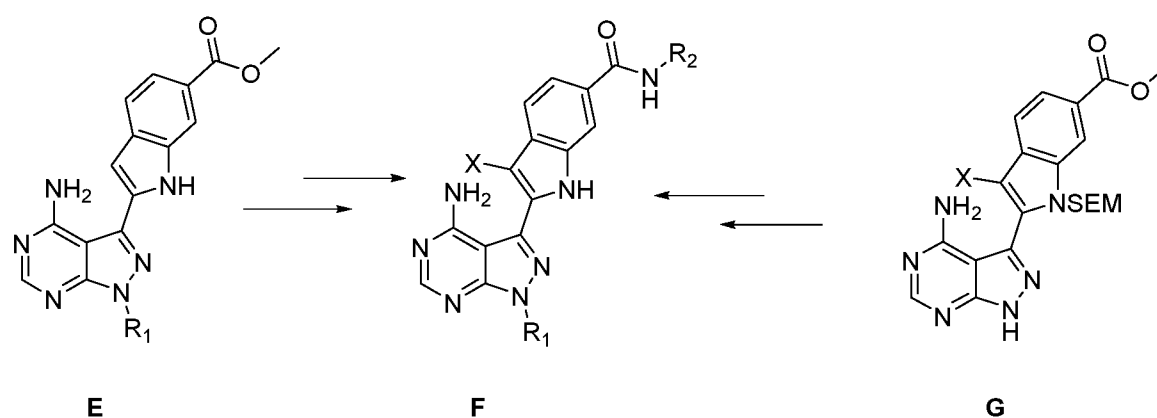
General Synthetic Schemes

Scheme 1 – Preparation of Indolyl Pyrazolopyrimidines D



[00203] Substituted pyrazolopyrimidines C were prepared either via the known 3-step procedure from an appropriately substituted hydrazine A (General Method 1) or via elaboration of the unsubstituted pyrazolopyrimidine B (General Method 2). X is usually Br or I. Suzuki coupling of intermediate C with either 2-halo indole derivatives (General Method 3) or indolyl boronic acid derivatives (General Method 4) returned product D. Where necessary, further elaboration was conducted.

Scheme 2 – Elaboration of Indolyl Pyrazolopyrimidines



[00204] Elaboration of esters E to amides F (where X = H, Cl, Br etc) was achieved by a number of routes. These include hydrolysis (General Method 5), amide formation (General Method 6), direct amidation (General Method 7) and, in cases where X = Cl, by halogenation

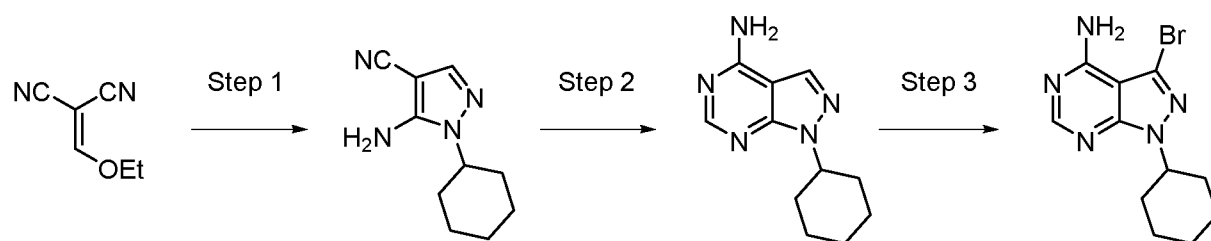
with NCS (General Method 8). The order of these transformations varied. Alternatively, ester G could be alkylated, deprotected and converted to the amide (General Method 9).

General Methods for Intermediates and Examples

[00205] Representative procedures are provided to all General Methods although it will be appreciated that modifications to the procedures, work-up and isolation will be employed in individual preparations. In particular, in cases where Boc-protected intermediates are employed in Suzuki couplings, an additional treatment with HCl or TFA was included if deprotection did not occur thermally under the reaction conditions.

General Method 1 – representative procedure

3-Bromo-1-cyclohexyl-1H-pyrazolo[3,4-d]pyrimidin-4-amine



Step 1

[00206] To a mixture of Et₃N (1.39 mL, 10 mmol) and cyclohexylhydrazine hydrochloride (1.51 g, 10 mmol) in EtOH (35 mL) was added ethoxymethylenemalononitrile (1.22 g, 10 mmol) portion wise. The reaction mixture was heated at reflux for 5 hours, then cooled to room temperature and concentrated *in vacuo*. The residue was taken up in EtOAc (50 mL) and washed with water (2 × 25 mL). The organic phase was dried over MgSO₄, filtered and concentrated *in vacuo* to return 5-amino-1-cyclohexyl-pyrazole-4-carbonitrile (1.95 g, 103%) as an orange solid which was used without further purification. ¹H NMR (300 MHz, CDCl₃) δ 7.49 (s, 1H), 4.45 (s, 2H), 3.77 (tt, *J* = 11.2, 4.2 Hz, 1H), 1.88 (ddt, *J* = 17.4, 11.4, 5.4 Hz, 6H), 1.83-1.65 (m, 1H), 1.49-1.32 (m, 1H), 1.38-1.15 (m, 2H).

Step 2

[00207] A suspension of 5-amino-1-cyclohexyl-pyrazole-4-carbonitrile (1.95 g, 10 mmol) in formamide (15 mL) was heated at 180 °C for 1 hour in the MW. The reaction was cooled to room temperature then diluted with water (50 mL) and extracted with EtOAc (3 × 50 mL). The combined organics were washed with brine (50 mL), dried over MgSO₄, filtered and

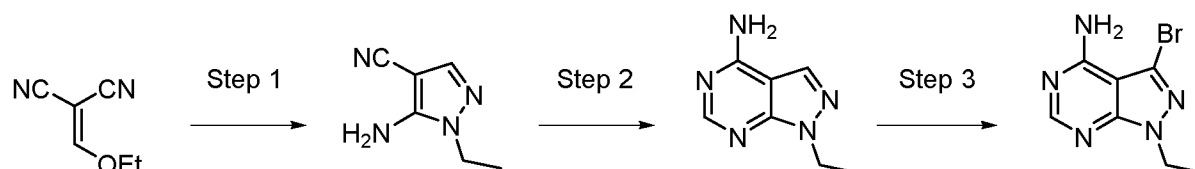
concentrated *in vacuo* to return 1-cyclohexylpyrazolo[3,4-d]pyrimidin-4-amine (2.01 g, 90%) as a light brown solid which was used without further purification. ^1H NMR (300 MHz, DMSO- d_6) δ 8.15 (s, 1H), 8.06 (s, 1H), 7.64 (br s, 1H), 4.57 (tt, J = 9.5, 4.9 Hz, 1H), 2.0-1.78 (m, 6H), 1.69 (d, J = 13.0 Hz, 1H), 1.48-1.13 (m, 3H).

Step 3

[00208] To a suspension of 1-cyclohexylpyrazolo[3,4-d]pyrimidin-4-amine (2.01 g, 9.3 mmol) in water (50 mL) was added bromine (0.95 mL, 18.5 mmol). The reaction was heated at reflux for 4 hours then cooled to room temperature and extracted with EtOAc (3 \times 50 mL). The combined organics were washed sequentially with 5% aq. sodium bisulfite (25 mL), sat. aq. NaHCO_3 (25 mL) and brine (25 mL), dried over MgSO_4 , filtered and concentrated *in vacuo* to return the title compound (1.58 g, 58%) as an orange solid which was used without further purification. LCMS $[\text{M}+\text{H}]^+$ 296 and 298; ^1H NMR (300 MHz, DMSO- d_6) δ 8.19 (s, 1H), 7.92 (s, 2H), 4.57 (dt, J = 9.5, 5.2 Hz, 1H), 1.92-1.72 (m, 5H), 1.67 (d, J = 12.9 Hz, 1H), 1.52-1.31 (m, 2H), 1.31-1.12 (m, 1H).

[00209] Other intermediates prepared by this method include:

3-Bromo-1-ethyl-1H-pyrazolo[3,4-d]pyrimidin-4-amine



Step 1

[00210] 1.8 g (16%) as a white solid. ^1H NMR (300 MHz, DMSO- d_6) δ 7.52 (s, 1H), 6.54 (s, 2H), 3.89 (q, J = 7.2 Hz, 2H), 1.20 (t, J = 7.2 Hz, 3H).

Step 2

[00211] 850 mg (39%) as a yellow solid. LCMS $[\text{M}-\text{H}]^-$ 162.0; ^1H NMR (300 MHz, DMSO- d_6) δ 8.16 (s, 1H), 8.07 (s, 1H), 7.70 (s, 2H), 4.30 (q, J = 7.2 Hz, 2H), 1.36 (t, J = 7.2 Hz, 3H).

Step 3

[00212] 870 mg (62%) as a solid. LCMS $[M+H]^+$ 242.0 and 244.0; 1H NMR (300 MHz, DMSO- d_6) δ 8.21 (s, 1H), 7.88 (s, 1H), 6.99 (s, 1H), 4.28 (q, J = 7.2 Hz, 2H), 1.36 (t, J = 7.2 Hz, 3H).

General Method 2 – representative procedure*2-(4-Amino-3-bromo-pyrazolo[3,4-d]pyrimidin-1-yl)ethanol (Intermediate 1)*

[00213] To a solution of 3-bromo-1*H*-pyrazolo[3,4-*d*]pyrimidin-4-amine (250 mg, 1.2 mmol) and K_2CO_3 (323 mg, 2.3 mmol) in DMF (2 mL) was added 2-bromoethanol (91 μ L, 1.3 mmol). The mixture was heated to 100 °C under nitrogen for 17 hours. Water (5 mL) was added, the mixture stirred for 0.25 h, filtered, washed with water (2 \times 20 mL) and dried *in vacuo* at 50 °C to return the title compound (209 mg, 69%) as a beige powder which was used without further purification. LCMS $[M+H]^+$ 258.0 and 261.0; 1H NMR (300 MHz, DMSO- d_6) δ 8.21 (s, 1H), 4.87 (s, 1H), 4.29 (t, J = 5.7 Hz, 2H), 3.78 (t, J = 5.7 Hz, 2H).

[00214] Typically, the alkylating agent employed was the corresponding halide or mesylate, depending on commercial availability or synthetic accessibility.

General Method 3 – representative procedure*Methyl 2-(4-amino-1-(tert-butyl)-1*H*-pyrazolo[3,4-*d*]pyrimidin-3-yl)-1*H*-indole-6-carboxylate (Intermediate 23)*

A mixture of methyl 2-bromo-1*H*-indole-6-carboxylate (254 mg, 1.0 mmol), XPhos Pd G2 (79 mg, 0.1 mmol), XPhos (95 mg, 0.2 mmol), $B_2(OH)_4$ (269 mg, 3.0 mmol) and KOAc (294 mg, 3.0 mmol) in EtOH (10 mL) was sonicated and degassed with argon for 5 mins, then heated at 80 ° for 2 hours. To this was added a degassed solution of aq K_2CO_3 (1.8M, 1.7 mL, 3.0 mmol) and a degassed solution of 3-bromo-1-(*tert*-butyl)-1*H*-pyrazolo[3,4-*d*]pyrimidin-4-amine (270 mg, 1 mmol) in THF (2 mL) and heating continued for 18 hours. The reaction mixture was cooled to room temperature, diluted with water and extracted with EtOAc (3 \times). The combined extracts were dried over Na_2SO_4 , filtered and concentrated *in vacuo*. The residue was purified by fcc (0-100% EtOAc in pentane) to return the title compound (228 mg, 31%) as a yellow solid LCMS $[M+H]^+$ 365.1; 1H NMR (400 MHz, $CDCl_3$) δ 9.09 (br s, 1H), 8.40 (s, 1H), 8.22 (s, 1H), 7.86 (dd, J = 1.40, 8.36 Hz, 1H), 7.69 (d, J = 8.36 Hz, 1H), 6.93 (dd, J = 0.85, 2.08 Hz, 1H), 5.78 (s, 2H), 3.96 (s, 3H), 1.86 (s, 9H).

2020220079 18 Aug 2020

General Method 4 – representative procedure

Methyl 2-(4-amino-1-isopropyl-1H-pyrazolo[3,4-d]pyrimidin-3-yl)-1H-indole-6-carboxylate
(Intermediate 27)

[00215] A mixture of 3-bromo-1-isopropyl-1H-pyrazolo[3,4-d]pyrimidin-4-amine (0.4 g, 1.56 mmol) and methyl 2-(4,4,5,5-tetramethyl-1,3,2-dioxaborolan-2-yl)-1H-indole-6-carboxylate (0.47 g, 1.56 mmol) in 1,4-dioxane (10 mL) was degassed with nitrogen. Pd(dppf)Cl₂·DCM (32 mg, 0.04 mmol) was added followed by 1.8 M K₂CO₃ (1.74 mL, 3.12 mmol). The reaction mixture was heated at reflux for 2 hours then cooled to room temperature, diluted with EtOAc (50 mL) and washed with water (2 × 25 mL). The combined aqueous phases were back-extracted with EtOAc (50 mL). The combined organics were washed with brine (50 mL) then concentrated *in vacuo* and purified by fcc (0-100% EtOAc in isohexane) to return the title compound (438 mg, 80%) as a yellow solid. LCMS [M+H]⁺ 351.2; ¹H NMR (300 MHz, DMSO-d₆) δ 11.98 (br s, 1H), 8.28 (s, 1H), 8.15 (s, 1H), 7.65-7.74 (m, 2H), 7.16 (br s, 1H), 6.96 (s, 1H), 5.12 (quin, *J* = 6.64 Hz, 1H), 3.88 (s, 3H), 1.55 (d, *J* = 6.78 Hz, 6H).

[00216] On occasion, the corresponding 3-iodo-1-isopropyl-1H-pyrazolo[3,4-d]pyrimidin-4-amine was used as one of the coupling partners e.g. in the synthesis of Intermediate 81. Additionally, other heteroaryls rather than the pyrazolpyrimidine could be employed in the Suzuki coupling e.g. in the synthesis of Examples 6, 12, 37, 45, 47 and 49.

General Method 5 – representative procedure

2-(4-Amino-1-(tert-butyl)-1H-pyrazolo[3,4-d]pyrimidin-3-yl)-1H-indole-6-carboxylic acid
(Intermediate 26)

[00217] To a solution of methyl 2-(4-amino-1-*tert*-butyl-pyrazolo[3,4-d]pyrimidin-3-yl)-1H-indole-6-carboxylate (228 mg, 0.63 mmol) in THF (1.5 mL), MeOH (1.5 mL) and water (1.5 mL) was added LiOH·H₂O (106 mg, 2.52 mmol). The reaction was stirred at room temperature for 1 hour then at reflux for 2.5 hours. The reaction was cooled to room temperature and concentrated *in vacuo*. The residue was acidified with 1M HCl and extracted with EtOAc (3×). The combined organics extracts were dried over Na₂SO₄, filtered and concentrated *in vacuo* to return the title compound (200 mg, 91%) as a yellow solid. LCMS [M+H]⁺ 351.1.

2020220079 18 Aug 2020

General Method 6 – representative procedure*2-Bromo-N-methyl-1H-indole-6-carboxamide (Intermediate 34)*

[00218] To a mixture of 2-bromo-1H-indole-6-carboxylic acid (311 mg, 1.3 mmol) and HATU (593 mg, 1.56 mmol) in DMF (13 mL) was added DIPEA (0.68 mL, 3.9 mmol). The mixture was stirred for 5 mins before adding methylamine (2M in THF, 0.8 mL, 1.56 mmol). The mixture was stirred at room temperature for 18 hours then diluted with water and extracted with EtOAc (3×). The combined extracts were dried over Na₂SO₄, filtered and concentrated under reduced pressure. The residue was triturated with DCM to return the title compound (204 mg, 64%) as an off-white solid. LCMS [M+H]⁺ 253.0 and 255.0; ¹H NMR (300 MHz, DMSO-d₆) δ 12.13 (s, 1H), 8.36 (br d, *J* = 4.14 Hz, 1H), 7.83 (s, 1H), 7.49-7.53 (m, 2H), 6.59 (s, 1H), 2.79 (d, *J* = 4.52 Hz, 3H).

General Method 7 – representative procedure**Example 5** - *2-(4-Amino-1-isopropyl-1H-pyrazolo[3,4-d]pyrimidin-3-yl)-3-chloro-N-methyl-1H-indole-6-carboxamide*

[00219] To a suspension of methyl 2-(4-amino-1-isopropyl-pyrazolo[3,4-d]pyrimidin-3-yl)-3-chloro-1H-indole-6-carboxylate (380 mg, 1.0 mmol) in THF (4 mL) was added methylamine (2.0 M in THF, 3.95 mL, 7.9 mmol) followed by AlMe₃ (1.0 M solution in heptane, 3.95 mL, 3.95 mmol) dropwise. The resulting suspension was stirred at room temperature for 1 h then heated at 60 °C for 1 h whereby a solution formed. The reaction was cooled to 0 °C and quenched by the dropwise addition of a 20% (w/v) solution of Rochelle's salt in water (30 mL). The mixture was stirred for 30 mins and extracted with EtOAc (2 × 30 mL). The combined extracts were washed sequentially with water (30 mL) and brine (30 mL), and concentrated *in vacuo*. The crude product was purified by fcc (0 to 10% MeOH in DCM) to return the title compound (170 mg, 45%) as a white solid. LCMS [M+H]⁺ 384.2; ¹H NMR (300 MHz, DMSO-d₆) δ 12.16 (s, 1H), 8.45-8.52 (m, 1H), 8.27 (s, 1H), 8.00 (s, 1H), 7.69 (dd, *J* = 2.35, 8.57 Hz, 1H), 7.61 (d, *J* = 8.57 Hz, 1H), 5.12 (sept, *J* = 6.64 Hz, 1H), 2.82 (d, *J* = 4.52 Hz, 3H), 1.53 (d, *J* = 6.69 Hz, 6H). NH₂ not observed.

General Method 8 – representative procedure

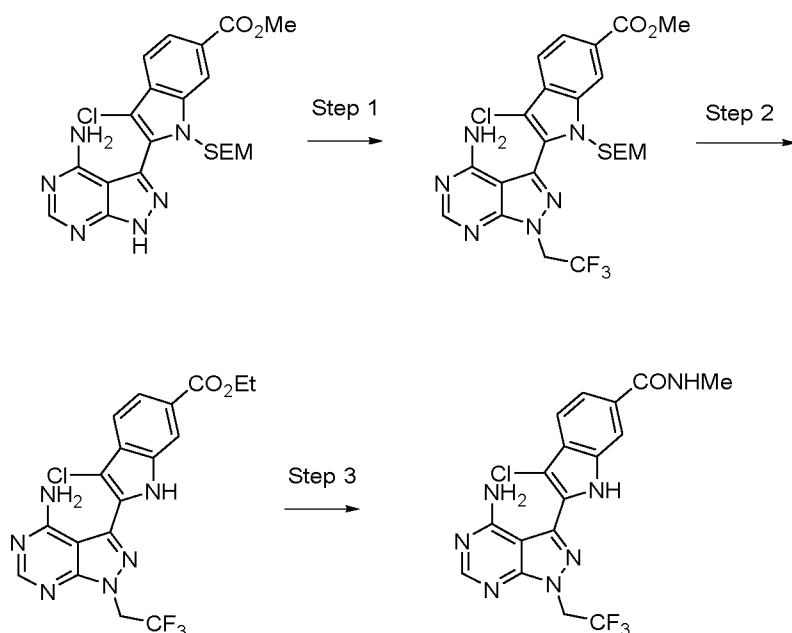
Methyl 2-(4-amino-1-isopropyl-1H-pyrazolo[3,4-d]pyrimidin-3-yl)-3-chloro-1H-indole-6-carboxylate (Intermediate 28)

[00220] To a solution of methyl 2-(4-amino-1-isopropyl-pyrazolo[3,4-d]pyrimidin-3-yl)-1H-indole-6-carboxylate (0.4 g, 1.14 mmol) in DMF (10 mL) was added NCS (0.15 g, 1.14 mmol) at room temperature. The orange solution was stirred at room temperature for 1 hour whereupon a suspension formed. The reaction mixture was diluted with water (150 mL) and stirred at room temperature for 30 mins. The solid was isolated by filtration, washed with water and dried *in vacuo* at 50 °C to return the title compound (3.8 g, 86%) as a sandy coloured solid. LCMS $[M+H]^+$ 385.2; 1H NMR (300 MHz, DMSO- d_6) δ 12.29 (s, 1H), 8.27 (s, 1H), 8.12 (s, 1H), 7.79 (dd, J = 1.79, 8.58 Hz, 1H), 7.68 (d, J = 8.16 Hz, 1H), 5.12 (quin, J = 6.73 Hz, 1H), 3.89 (s, 3H), 1.53 (d, J = 6.69 Hz, 6H).

[00221] Typically, treatment of substrates with 1 eq NCS resulted in varying proportions of unreacted starting material, desired product and a bischlorinated impurity. A variety of purifications techniques were employed, dependent on the ratio of product. Precipitation and/or fcc and/or preparative HPLC were variously used. On occasion, DIPEA was added to the reaction mixture and heated or the crude product was treated with $NaBH_4$ in MeOH as this was sometimes beneficial in removing the bischlorinated impurity.

General Method 9 – representative procedure

Example 100 - 2-[4-Amino-1-(2,2,2-trifluoroethyl)-1H-pyrazolo[3,4-d]pyrimidin-3-yl]-3-chloro-N-methyl-1H-indole-6-carboxamide



2020220079 18 Aug 2020

Step 1

[00222] A mixture of methyl 2-(4-amino-1*H*-pyrazolo[3,4-*d*]pyrimidin-3-yl)-3-chloro-1-((2-(trimethylsilyl)ethoxy)methyl)-1*H*-indole-6-carboxylate (308 mg, 0.651 mmol), 1,1,1-trifluoro-2-iodoethane (70.6 μ L, 0.716 mmol) and K_2CO_3 (360 mg, 2.60 mmol) in DMF (10 mL) was heated at 80 °C for 20 h. The crude mixture was then cooled to room temperature and diluted with water (10 mL) and extracted with EtOAc (3 \times 10 mL). The combined organic extracts were washed with water (2 \times 10 mL), brine (2 \times 10 mL), dried and concentrated *in vacuo* to return methyl 2-(4-amino-1-(2,2,2-trifluoroethyl)-1*H*-pyrazolo[3,4-*d*]pyrimidin-3-yl)-3-chloro-1-((2-(trimethylsilyl)ethoxy)methyl)-1*H*-indole-6-carboxylate (389 mg, 78% pure by HPLC) as a yellow solid. LCMS $[M+H]^+$ 555. This material was used in the subsequent step without additional purification.

Step 2

[00223] Methyl 2-(4-amino-1-(2,2,2-trifluoroethyl)-1*H*-pyrazolo[3,4-*d*]pyrimidin-3-yl)-3-chloro-1-((2-(trimethylsilyl)ethoxy)methyl)-1*H*-indole-6-carboxylate (389 mg, 0.701 mmol) and conc. HCl (0.43 mL) were dissolved in EtOH (5 mL) and heated at 50 °C for 20 h. The solvent was concentrated *in vacuo* and the residue taken up into 1,4-dioxane (5 mL) and treated with further conc. HCl (0.43 mL). This mixture was heated at 90 °C for 1 h, then concentrated *in vacuo* and partitioned between EtOAc (5 mL) and sat aq $NaHCO_3$ (5 mL). The organic layer was separated and retained and the aq phase was extracted with further EtOAc (2 \times 5 mL). The combined organic extracts were washed with water (10 mL), brine (10 mL), dried and concentrated *in vacuo* to return the title compound, together with the corresponding methyl ester (2:1 mixture) (165 mg, 77% pure by HPLC, 56%). LCMS $[M+H]^+$ 439 (Et) and 424 (Me). Major impurity present was hydrolysed ester, 2-(4-amino-1-(2,2,2-trifluoroethyl)-1*H*-pyrazolo[3,4-*d*]pyrimidin-3-yl)-3-chloro-1*H*-indole-6-carboxylic acid. LCMS $[M+H]^+$ 410. This material was used in the subsequent step without additional purification.

Step 3

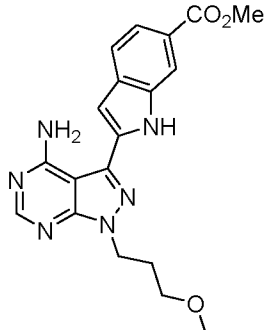
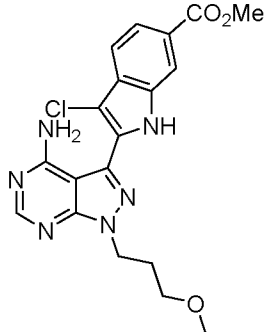
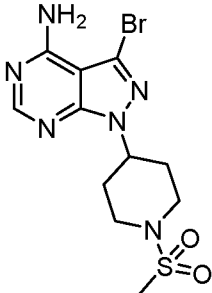
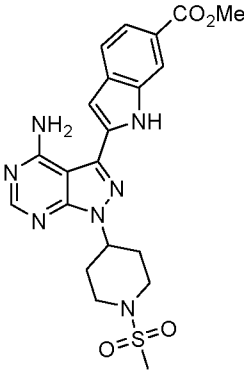
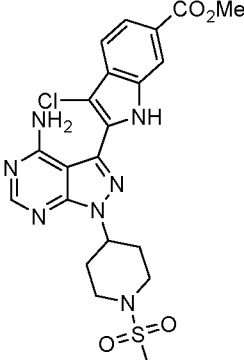
[00224] A mixture of ethyl 2-(4-amino-1-(2,2,2-trifluoroethyl)-1*H*-pyrazolo[3,4-*d*]pyrimidin-3-yl)-3-chloro-1*H*-indole-6-carboxylate and methyl 2-(4-amino-1-(2,2,2-trifluoroethyl)-1*H*-pyrazolo [3,4-*d*]pyrimidin-3-yl)-3-chloro-1*H*-indole-6-carboxylate (55 mg, 0.13 mmol [based on ethyl ester]) and methylamine (2.0 M in THF, 0.52 mL) in THF (4 mL) at 0 °C was added $AlMe_3$ solution (2.0 M in heptane, 0.26 mL) dropwise over 5 min. The resulting mixture was maintained at this temperature for 30 min then heated at 60 °C for 3 h. After cooling back to 0

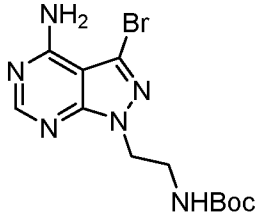
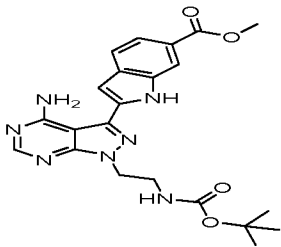
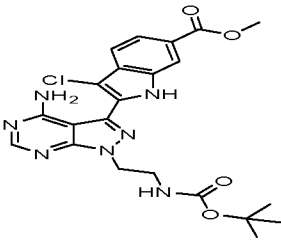
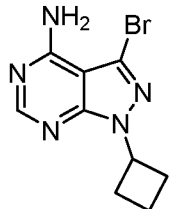
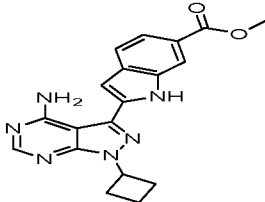
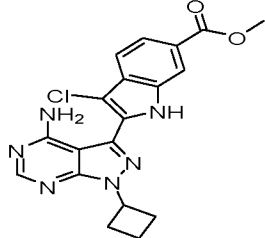
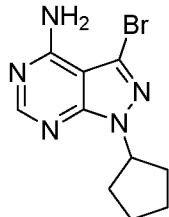
°C, Rochelle's salt (20% w/v, 5 mL) was added and the mixture warmed to room temperature and stirred for 30 min. EtOAc (10 mL) was added and the biphasic mixture separated. The aq layer was extracted with further EtOAc (2 × 10 mL) and the combined organic extracts washed with water (2 × 10 mL), brine (10 mL), dried and evaporated in vacuo. The crude product was purified by fcc (0-15% MeOH in DCM) to return the title compound (22 mg, 40% yield) as a white solid. LCMS $[M+H]^+$ 424; 1H NMR (400 MHz, DMSO- d_6) δ 12.23 (s, 1H), 8.49 (br q, 1H), 8.35 (s, 1H), 8.01 (app s, 1H), 7.70 (br dd, 1H), 7.62 (br d, 1H), 5.35 (q, J = 9.0 Hz, 2H), 2.82 (d, J = 4.5 Hz, 3H). NH_2 signals not observed.

Synthesis of Intermediates

Table A - List of Intermediates and their method of synthesis

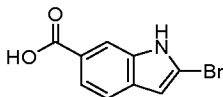
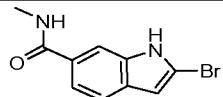
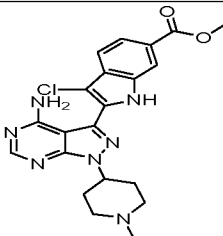
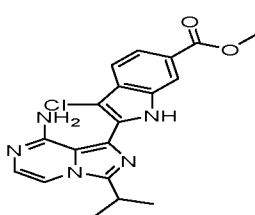
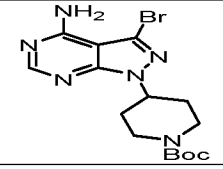
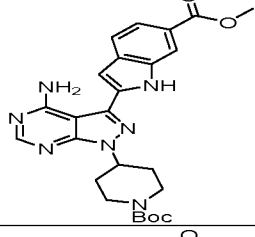
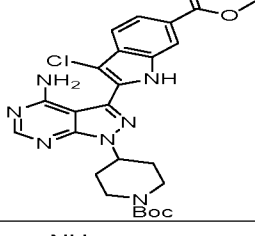
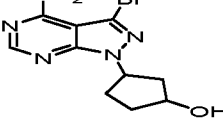
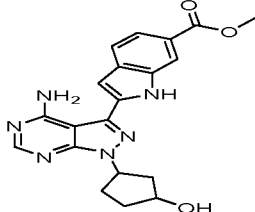
Intermediate	Name	Structure	General Method
1	2-(4-Amino-3-bromo-pyrazolo[3,4- <i>d</i>]pyrimidin-1-yl)ethanol		2
2	Methyl 2-(4-amino-1-(2-hydroxyethyl)-1 <i>H</i> -pyrazolo[3,4- <i>d</i>]pyrimidin-3-yl)-1 <i>H</i> -indole-6-carboxylate		4
3	Methyl 2-(4-amino-1-(2-hydroxyethyl)-1 <i>H</i> -pyrazolo[3,4- <i>d</i>]pyrimidin-3-yl)-3-chloro-1 <i>H</i> -indole-6-carboxylate		8
4	3-Bromo-1-(3-methoxypropyl)-1 <i>H</i> -pyrazolo[3,4- <i>d</i>]pyrimidin-4-amine		2

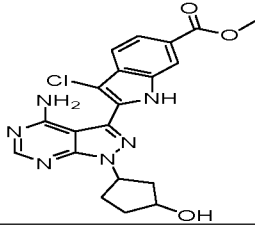
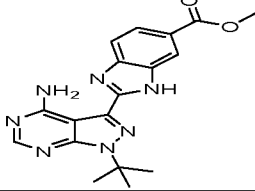
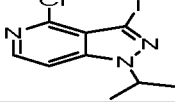
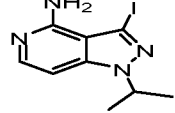
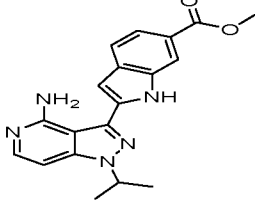
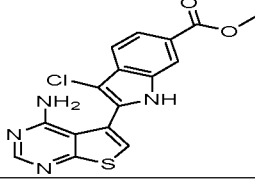
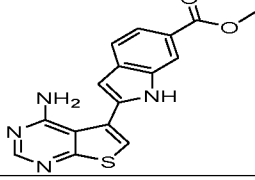
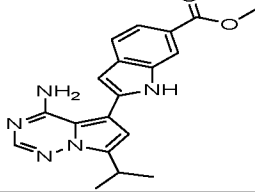
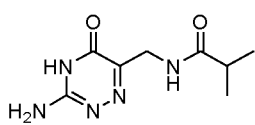
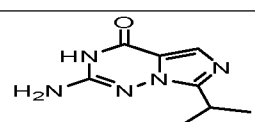
5	Methyl 2-(4-amino-1-(3-methoxypropyl)-1 <i>H</i> -pyrazolo[3,4- <i>d</i>]pyrimidin-3-yl)-1 <i>H</i> -indole-6-carboxylate		4
6	Methyl 2-(4-amino-1-(3-methoxypropyl)-1 <i>H</i> -pyrazolo[3,4- <i>d</i>]pyrimidin-3-yl)-3-chloro-1 <i>H</i> -indole-6-carboxylate		8
7	3-Bromo-1-(1-(methylsulfonyl)piperidin-4-yl)-1 <i>H</i> -pyrazolo[3,4- <i>d</i>]pyrimidin-4-amine		2
8	Methyl 2-(4-amino-1-(1-(methylsulfonyl)piperidin-4-yl)-1 <i>H</i> -pyrazolo[3,4- <i>d</i>]pyrimidin-3-yl)-1 <i>H</i> -indole-6-carboxylate		4
9	Methyl 2-(4-amino-1-(1-(methylsulfonyl)piperidin-4-yl)-1 <i>H</i> -pyrazolo[3,4- <i>d</i>]pyrimidin-3-yl)-3-chloro-1 <i>H</i> -indole-6-carboxylate		8

10	<i>tert</i> -Butyl (2-(4-amino-3-bromo-1 <i>H</i> -pyrazolo[3,4- <i>d</i>]pyrimidin-1-yl)ethyl)carbamate		2
11	Methyl 2-(4-amino-1-(2-((<i>tert</i> -butoxycarbonyl)amino)ethyl)-1 <i>H</i> -pyrazolo[3,4- <i>d</i>]pyrimidin-3-yl)-1 <i>H</i> -indole-6-carboxylate		4
12	Methyl 2-(4-amino-1-(2-((<i>tert</i> -butoxycarbonyl)amino)ethyl)-1 <i>H</i> -pyrazolo[3,4- <i>d</i>]pyrimidin-3-yl)-3-chloro-1 <i>H</i> -indole-6-carboxylate		8
13	3-Bromo-1-cyclobutyl-1 <i>H</i> -pyrazolo[3,4- <i>d</i>]pyrimidin-4-amine		2
14	Methyl 2-(4-amino-1-cyclobutyl-1 <i>H</i> -pyrazolo[3,4- <i>d</i>]pyrimidin-3-yl)-1 <i>H</i> -indole-6-carboxylate		4
15	Methyl 2-(4-amino-1-cyclobutyl-1 <i>H</i> -pyrazolo[3,4- <i>d</i>]pyrimidin-3-yl)-3-chloro-1 <i>H</i> -indole-6-carboxylate		8
16	3-Bromo-1-cyclopentyl-1 <i>H</i> -pyrazolo[3,4- <i>d</i>]pyrimidin-4-amine		2

17	Methyl 2-(4-amino-1-cyclopentyl-1 <i>H</i> -pyrazolo[3,4- <i>d</i>]pyrimidin-3-yl)-1 <i>H</i> -indole-6-carboxylate		4
18	3-Bromo-1-methyl-1 <i>H</i> -pyrazolo[3,4- <i>d</i>]pyrimidin-4-amine		See Below
19	Methyl 2-(4-amino-1-methyl-1 <i>H</i> -pyrazolo[3,4- <i>d</i>]pyrimidin-3-yl)-1 <i>H</i> -indole-6-carboxylate		4
20	Methyl 2-(4-amino-1-methyl-1 <i>H</i> -pyrazolo[3,4- <i>d</i>]pyrimidin-3-yl)-3-chloro-1 <i>H</i> -indole-6-carboxylate		8
21	Methyl 2-(4-amino-1-cyclohexyl-1 <i>H</i> -pyrazolo[3,4- <i>d</i>]pyrimidin-3-yl)-1 <i>H</i> -indole-6-carboxylate		4
22	Methyl 2-(4-amino-1-ethyl-1 <i>H</i> -pyrazolo[3,4- <i>d</i>]pyrimidin-3-yl)-1 <i>H</i> -indole-6-carboxylate		4
23	Methyl 2-(4-amino-1-(<i>tert</i> -butyl)-1 <i>H</i> -pyrazolo[3,4- <i>d</i>]pyrimidin-3-yl)-1 <i>H</i> -indole-6-carboxylate		3
24	Methyl 2-(4-amino-1-(<i>tert</i> -butyl)-1 <i>H</i> -pyrazolo[3,4- <i>d</i>]pyrimidin-3-yl)-3-bromo-1 <i>H</i> -indole-6-carboxylate		See Below

25	Methyl 2-(4-amino-1-(<i>tert</i> -butyl)-1 <i>H</i> -pyrazolo[3,4- <i>d</i>]pyrimidin-3-yl)-3-fluoro-1 <i>H</i> -indole-6-carboxylate		See Below
26	2-(4-Amino-1-(<i>tert</i> -butyl)-1 <i>H</i> -pyrazolo[3,4- <i>d</i>]pyrimidin-3-yl)-1 <i>H</i> -indole-6-carboxylic acid		5
27	Methyl 2-(4-amino-1-isopropyl-1 <i>H</i> -pyrazolo[3,4- <i>d</i>]pyrimidin-3-yl)-1 <i>H</i> -indole-6-carboxylate		4
28	Methyl 2-(4-amino-1-isopropyl-1 <i>H</i> -pyrazolo[3,4- <i>d</i>]pyrimidin-3-yl)-3-chloro-1 <i>H</i> -indole-6-carboxylate		8
29	<i>tert</i> -Butyl <i>N</i> -(3-bromo-1 <i>H</i> -pyrazolo[3,4- <i>d</i>]pyrimidin-4-yl)- <i>N</i> - <i>tert</i> -butoxycarbonyl-carbamate		See Below
30	<i>tert</i> -Butyl <i>N</i> -(3-bromo-1-cyclopropyl-pyrazolo[3,4- <i>d</i>]pyrimidin-4-yl)- <i>N</i> - <i>tert</i> -butoxycarbonyl-carbamate		See Below
31	Methyl 2-(4-amino-1-cyclopropyl-1 <i>H</i> -pyrazolo[3,4- <i>d</i>]pyrimidin-3-yl)-1 <i>H</i> -indole-6-carboxylate		4
32	Methyl 2-(4-amino-7-isopropyl-7 <i>H</i> -pyrrolo[2,3- <i>d</i>]pyrimidin-5-yl)-1 <i>H</i> -indole-6-carboxylate		4

33	2-Bromo-1 <i>H</i> -indole-6-carboxylic acid		5
34	2-Bromo- <i>N</i> -methyl-1 <i>H</i> -indole-6-carboxamide		6
35	Methyl 2-(4-amino-1-(1-methylpiperidin-4-yl)-1 <i>H</i> -pyrazolo[3,4- <i>d</i>]pyrimidin-3-yl)-3-chloro-1 <i>H</i> -indole-6-carboxylate		See below
36	Methyl 2-(8-amino-3-isopropylimidazo[1,5- <i>a</i>]pyrazin-1-yl)-3-chloro-1 <i>H</i> -indole-6-carboxylate		8
37	<i>tert</i> -Butyl 4-(4-amino-3-bromo-1 <i>H</i> -pyrazolo[3,4- <i>d</i>]pyrimidin-1-yl)piperidine-1-carboxylate		2
38	Methyl 2-(4-amino-1-(1-(<i>tert</i> -butoxycarbonyl)piperidin-4-yl)-1 <i>H</i> -pyrazolo[3,4- <i>d</i>]pyrimidin-3-yl)-1 <i>H</i> -indole-6-carboxylate		4
39	Methyl 2-(4-amino-1-(1-(<i>tert</i> -butoxycarbonyl)piperidin-4-yl)-1 <i>H</i> -pyrazolo[3,4- <i>d</i>]pyrimidin-3-yl)-3-chloro-1 <i>H</i> -indole-6-carboxylate		8
40	3-(4-Amino-3-bromo-1 <i>H</i> -pyrazolo[3,4- <i>d</i>]pyrimidin-1-yl)cyclopentan-1-ol		See Below
41	Methyl 2-(4-amino-1-(3-hydroxycyclopentyl)-1 <i>H</i> -pyrazolo[3,4- <i>d</i>]pyrimidin-3-yl)-1 <i>H</i> -indole-6-carboxylate		4

42	Methyl 2-(4-amino-1-(3-hydroxycyclopentyl)-1 <i>H</i> -pyrazolo[3,4- <i>d</i>]pyrimidin-3-yl)-3-chloro-1 <i>H</i> -indole-6-carboxylate		8
43	Methyl 2-(4-amino-1-(<i>tert</i> -butyl)-1 <i>H</i> -pyrazolo[3,4- <i>d</i>]pyrimidin-3-yl)-1 <i>H</i> -benzo[<i>d</i>]imidazole-6-carboxylate		See Below
44	4-Chloro-3-iodo-1-isopropyl-1 <i>H</i> -pyrazolo[4,3- <i>c</i>]pyridine		See Below
45	3-Iodo-1-isopropyl-1 <i>H</i> -pyrazolo[4,3- <i>c</i>]pyridin-4-amine		See Below
46	Methyl 2-(4-amino-1-isopropyl-1 <i>H</i> -pyrazolo[4,3- <i>c</i>]pyridin-3-yl)-1 <i>H</i> -indole-6-carboxylate		4
47	Methyl 2-(4-aminothieno[2,3- <i>d</i>]pyrimidin-5-yl)-3-chloro-1 <i>H</i> -indole-6-carboxylate		8
48	Methyl 2-(4-aminothieno[2,3- <i>d</i>]pyrimidin-5-yl)-1 <i>H</i> -indole-6-carboxylate		4
49	Methyl 2-(4-amino-7-isopropylpyrrolo[2,1- <i>f</i>][1,2,4]triazin-5-yl)-1 <i>H</i> -indole-6-carboxylate		4
50	<i>N</i> -((3-Amino-5-oxo-4,5-dihydro-1,2,4-triazin-6-yl)methyl)isobutyramide		See Below
51	2-Amino-7-isopropylimidazo[5,1- <i>f</i>][1,2,4]triazin-4(3 <i>H</i>)-one		See Below

52	2-Amino-5-iodo-7-isopropylimidazo[5,1- <i>f</i>][1,2,4]triazin-4(3 <i>H</i>)-one		See Below
53	5-Iodo-7-isopropylimidazo[5,1- <i>f</i>][1,2,4]triazin-4(3 <i>H</i>)-one		See Below
54	5-Iodo-7-isopropylimidazo[5,1- <i>f</i>][1,2,4]triazin-4-amine		See Below
55	Methyl 2-(4-amino-7-isopropylimidazo[5,1- <i>f</i>][1,2,4]triazin-5-yl)-1 <i>H</i> -indole-6-carboxylate		4
56	Methyl 2-(4-amino-7-isopropylimidazo[5,1- <i>f</i>][1,2,4]triazin-5-yl)-3-chloro-1 <i>H</i> -indole-6-carboxylate		8
57	1-(<i>tert</i> -Butyl)-3-((trimethylsilyl)ethynyl)-1 <i>H</i> -pyrazolo[3,4- <i>d</i>]pyrimidin-4-amine		See Below
58	1-(<i>tert</i> -Butyl)-3-ethynyl-1 <i>H</i> -pyrazolo[3,4- <i>d</i>]pyrimidin-4-amine		See Below
59	6-Amino-5-((4-amino-1-(<i>tert</i> -butyl)-1 <i>H</i> -pyrazolo[3,4- <i>d</i>]pyrimidin-3-yl)ethynyl)- <i>N</i> -methylpicolinamide		See Below
60	1- <i>tert</i> -Butyl 6-methyl 5-chloro-1 <i>H</i> -indole-1,6-dicarboxylate		See Below
61	(1-(<i>tert</i> -Butoxycarbonyl)-5-chloro-6-(methoxycarbonyl)-1 <i>H</i> -indol-2-yl)boronic acid		See Below

62	Methyl 2-(4-amino-1-(<i>tert</i> -butyl)-1 <i>H</i> -pyrazolo[3,4- <i>d</i>]pyrimidin-3-yl)-5-chloro-1 <i>H</i> -indole-6-carboxylate		4
63	<i>tert</i> -Butyl 6-[bis(<i>tert</i> -butoxycarbonyl)amino]indole-1-carboxylate		See Below
64	[6-[Bis(<i>tert</i> -butoxycarbonyl)amino]-1- <i>tert</i> -butoxycarbonyl-indol-2-yl]boronic acid		See Below
65	3-(6-Amino-1 <i>H</i> -indol-2-yl)-1-(<i>tert</i> -butyl)-1 <i>H</i> -pyrazolo[3,4- <i>d</i>]pyrimidin-4-amine		4
66	(2-(4-Amino-1-(<i>tert</i> -butyl)-1 <i>H</i> -pyrazolo[3,4- <i>d</i>]pyrimidin-3-yl)-3-chloro-1 <i>H</i> -indol-6-yl) methanol		See Below
67	2-(4-Amino-1-(<i>tert</i> -butyl)-1 <i>H</i> -pyrazolo[3,4- <i>d</i>]pyrimidin-3-yl)-3-chloro-1 <i>H</i> -indole-6-carbaldehyde		See Below
68	1-(2-(4-Amino-1-(<i>tert</i> -butyl)-1 <i>H</i> -pyrazolo[3,4- <i>d</i>]pyrimidin-3-yl)-1 <i>H</i> -indol-6-yl)propan-1-ol		See Below

69	2-(4-Amino-1-(<i>tert</i> -butyl)-1 <i>H</i> -pyrazolo[3,4- <i>d</i>]pyrimidin-3-yl)-1-methyl-1 <i>H</i> -indole-6-carboxylic acid		4
70	7-Chloro-3-iodo-1-isopropyl-1 <i>H</i> -pyrazolo[4,3- <i>c</i>]pyridin-4-amine		See Below
71	Methyl 2-(4-amino-7-chloro-1-isopropyl-1 <i>H</i> -pyrazolo[4,3- <i>c</i>]pyridin-3-yl)-1 <i>H</i> -indole-6-carboxylate		4
72	1- <i>tert</i> -Butyl 6-methyl 4-chloro-1 <i>H</i> -indole-1,6-dicarboxylate		See Below
73	(1-(<i>tert</i> -Butoxycarbonyl)-4-chloro-6-(methoxycarbonyl)-1 <i>H</i> -indol-2-yl)boronic acid.		See Below
74	Methyl 2-(4-amino-1-(<i>tert</i> -butyl)-1 <i>H</i> -pyrazolo[3,4- <i>d</i>]pyrimidin-3-yl)-4-chloro-1 <i>H</i> -indole-6-carboxylate		4
75	Methyl 2-bromo-3-methyl-1 <i>H</i> -indole-6-carboxylate		See Below
76	Methyl 3-methyl-2-(4,4,5,5-tetramethyl-1,3,2-dioxaborolan-2-yl)-1 <i>H</i> -indole-6-carboxylate		See Below
77	Methyl 2-(4-amino-1-(<i>tert</i> -butyl)-1 <i>H</i> -pyrazolo[3,4- <i>d</i>]pyrimidin-3-yl)-3-methyl-1 <i>H</i> -indole-6-carboxylate		4
78	(6-(Methoxycarbonyl)-1-((2-(trimethylsilyl)ethoxy)methyl)-1 <i>H</i> -indol-2-yl)boronic acid		See Below

79	Methyl 2-(4-amino-1 <i>H</i> -pyrazolo[3,4- <i>d</i>]pyrimidin-3-yl)-1-((2-(trimethylsilyl)ethoxy) methyl)-1 <i>H</i> -indole-6-carboxylate		4
80	Methyl 2-(4-amino-1 <i>H</i> -pyrazolo[3,4- <i>d</i>]pyrimidin-3-yl)-3-chloro-1-((2-(trimethylsilyl)ethoxy)methyl)-1 <i>H</i> -indole-6-carboxylate		8
81	3-(6-Bromo-1 <i>H</i> -indol-2-yl)-1-isopropyl-1 <i>H</i> -pyrazolo[3,4- <i>d</i>]pyrimidin-4-amine		4
82	Phenyl (2-(4-amino-1-(<i>tert</i> -butyl)-1 <i>H</i> -pyrazolo[3,4- <i>d</i>]pyrimidin-3-yl)-1 <i>H</i> -indol-6-yl)carbamate		See Below

Table B - List of intermediates Prepared Using General Methods

Intermediate	Yield (%)	Adduct	m/z	¹ H NMR (300 or 400MHz, DMSO- <i>d</i> ₆) δ
2	76	[M-H] ⁻	351	12.09 (s, 1H), 8.29 (s, 1H), 8.13 (s, 1H), 7.72 (d, <i>J</i> = 8.4 Hz, 1H), 7.67 (d, <i>J</i> = 8.4 Hz, 1H), 7.20 (s, 2H), 6.98 (s, 1H), 4.95 (t, <i>J</i> = 5.7 Hz, 1H), 4.44 (t, <i>J</i> = 5.8 Hz, 2H), 3.95-3.82 (m, 5H).
3	92*	[M-H] ⁻	385 and 387	ND
4	74	[M+H] ⁺	286 and 288	8.21 (s, 1H), 7.97 (s, 1H), 6.92 (s, 1H), 4.30 (t, <i>J</i> = 7.0 Hz, 2H), 3.29 (t, <i>J</i> = 6.1 Hz, 2H), 3.19 (s, 3H), 2.00 (p, <i>J</i> = 6.5 Hz, 2H).
5	86	[M-H] ⁻	379	12.08 (s, 1H), 8.29 (s, 1H), 8.13 (s, 1H), 7.76 - 7.64 (m, 2H), 7.19 (s, 2H), 6.98 (s, 1H), 4.45 (t, <i>J</i> = 7.0

				Hz, 2H), 3.87 (s, 3H), 3.42-3.30 (m, 2H, obscured by HOD), 3.23 (s, 3H), 2.13 (q, $J = 6.5$ Hz, 2H).
6	99*	[M-H] ⁻	413 and 415	ND
7	17	[M+H] ⁺	376	ND
8	73	[M-H] ⁻	468	12.00 (s, 1H), 8.29 (s, 1H), 8.14 (s, 1H), 7.76-7.63 (m, 2H), 7.23 (s, 2H), 6.99 (s, 1H), 4.99-4.84 (m, 1H), 3.88 (s, 3H), 3.83-3.69 (m, 2H), 3.11-2.99 (m, 2H), 2.96 (s, 3H), 2.36-2.21 (m, 2H), 2.16-2.02 (m, 2H).
9	45	[M-H] ⁻	502 and 504	12.30 (s, 1H), 8.29 (s, 1H), 8.12 (s, 1H), 7.79 (d, $J = 8.7$ Hz, 1H), 7.67 (d, $J = 8.3$ Hz, 1H), 5.00-4.85 (m, 1H), 3.89 (s, 3H), 3.80-3.67 (m, 2H), 3.12-2.99 (m, 2H), 2.95 (s, 3H), 2.34-2.03 (m, 4H).
10	68	[M-H] ⁻	355	8.19 (s, 1H), 6.89 (t, $J = 6.0$ Hz, 1H), 4.28 (t, $J = 5.9$ Hz, 2H), 3.34-3.24 (m, 2H), 1.30 (s, 9H).
11	86	[M-H] ⁻	450	12.11 (s, 1H), 8.28 (s, 1H), 8.13 (s, 1H), 7.78-7.58 (m, 2H), 7.19 (s, 2H), 6.97 (s, 1H), 4.42 (t, $J = 6.3$ Hz, 2H), 3.87 (s, 3H), 3.50-3.34 (m, 2H partially obscured by HOD peak), 1.31 (s, 9H).
12	78*	[M-H] ⁻	484 and 486	ND
13	48	[M-H] ⁻	266 and 268	8.20 (s, 1H), 7.87 (s, 1H), 6.97 (s, 1H), 5.24 (p, $J = 8.5$ Hz, 1H), 2.60 (m, 2H), 2.47-2.28 (m, 2H), 1.85 (td, $J = 10.1, 5.6$ Hz, 2H).
14	98	[M-H] ⁻	361	12.06 (s, 1H), 8.28 (s, 1H), 8.16 (s, 1H), 7.78-7.63 (m, 2H), 7.20 (s, 2H), 6.98 (s, 1H), 5.39 (p, $J = 8.6$ Hz, 1H), 3.88 (s, 3H), 2.79 (dq, $J = 12.3, 9.8$ Hz, 2H), 2.55-2.37 (m, 2H obscured by DMSO peak), 2.02-1.80 (m, 2H).
15	34*	[M-H] ⁻	396 and 398	ND

16	32	[M-H] ⁻	280 and 282	8.21 (s, 1H), 7.96 (s, 1H), 6.99 (s, 1H), 5.15 (tt, J = 8.1, 6.3 Hz, 1H), 2.16-1.57 (m, 8H).
17	60	[M+H] ⁺	377	11.96 (s, 1H), 8.28 (s, 1H), 8.15 (app t, J = 0.9 Hz, 1H), 7.77-7.62 (m, 2H), 7.16 (s, 2H), 6.96 (s, 1H), 5.28 (p, J = 7.4 Hz, 1H), 3.88 (s, 3H), 2.16-2.07 (m, 1H), 2.03-1.87 (m, 2H), 1.82-1.68 (m, 2H).
19	70	[M-H] ⁻	321	12.11 (d, J = 10.1 Hz, 1H), 8.30 (s, 1H), 8.15-8.03 (m, 1H), 7.77-7.61 (m, 2H), 7.21 (s, 2H), 6.98 (d, J = 0.9 Hz, 1H), 4.01 (s, 3H), 3.87 (d, J = 1.0 Hz, 3H).
20	91*	[M-H] ⁻	355 and 357	ND
21	56	[M+H] ⁺	391	11.99 (s, 1H), 8.27 (s, 1H), 8.14 (d, J = 1.3 Hz, 1H), 7.77-7.62 (m, 2H), 7.17 (s, 2H), 6.95 (d, J = 1.5 Hz, 1H), 4.72 (td, J = 10.8, 4.8 Hz, 1H), 3.88 (s, 3H), 2.12-1.84 (m, 7H), 1.82-1.19 (m, 3H).
22	56	[M+H] ⁺	337	12.09 (s, 1H), 8.30 (s, 1H), 8.13 (s, 1H), 7.77-7.62 (m, 2H), 7.19 (s, 2H), 6.98 (s, 1H), 4.44 (q, J = 7.2 Hz, 2H), 3.88 (s, 3H), 1.46 (t, J = 7.2 Hz, 3H).
31	49	[M+H] ⁺	349	12.04 (s, 1H), 8.30 (s, 1H), 8.13 (s, 1H), 7.76-7.62 (m, 2H), 7.18 (s, 2H), 6.96 (s, 1H), 3.97-3.83 (m, 1H), 3.88 (s, 3H), 1.34-1.19 (m, 2H), 1.25-1.07 (m, 2H).
32	72	[M+H] ⁺	ND	11.74 (s, 1H), 8.19 (s, 1H), 8.01-8.04 (m, 1H), 7.71 (s, 1H), 7.64 (m, 2H), 6.63 (m, 1H), 6.44 (s, 2H), 5.01 (sept, J = 6.8 Hz, 1H), 3.33 (s, 3H), 1.50 (d, J = 6.8 Hz, 6H).
33	95	[M+H] ⁺	241	ND
36	70	[M+H] ⁺	384	12.23 (s, 1H), 8.10 (dd, J = 0.67, 1.49 Hz, 1H), 7.78 (dd, J = 1.43, 8.40 Hz, 1H), 7.67 (d, J = 5.02 Hz, 1H), 7.64 (d, J = 8.41 Hz, 1H), 7.12 (d, J = 4.97 Hz, 1H), 6.20 (br s, 2H), 3.89 (s, 3H), 3.50 (p, J = 6.76 Hz, 1H), 1.36 (d, J = 6.81 Hz, 6H).
37	54	[M+H] ⁺	ND	ND

38	75	[M-H] ⁻	ND	11.97 (s, 1H), 8.29 (s, 1H), 8.14 (s, 1H), 7.72 (d, J = 8.38 Hz, 1H), 7.67 (d, J = 8.52 Hz, 1H), 7.21 (br s, 2H), 6.98 (s, 1H), 5.00-4.88 (m, 1H), 4.13 (d, J = 11.37 Hz, 1H), 3.88 (s, 3H), 3.04 (br s, 3H), 2.18-1.92 (m, 4H), 1.44 (s, 9H).
39	61	[M-H] ⁻	525	12.27 (s, 1H), 8.28 (s, 1H), 8.12 (dd, J = 0.70, 1.47 Hz, 1H), 7.79 (dd, J = 1.44, 8.43 Hz, 1H), 7.67 (dd, J = 0.73, 8.48 Hz, 1H), 7.14 (br s, 2H), 4.98 (tt, J = 4.96, 10.53 Hz, 1H), 4.10 (d, J = 13.24 Hz, 2H), 3.90 (s, 3H), 3.04 (br s, 2H), 2.15-1.88 (m, 4H), 1.43 (s, 9H).
41	48	[M-H] ⁻	391	12.01 (s, 1H), 8.28 (s, 1H), 8.16 (dd, J = 0.80, 1.56 Hz, 1H), 7.73 (dd, J = 0.79, 8.36 Hz, 1H), 7.68 (dd, J = 1.45, 8.37 Hz, 1H), 7.18 (br s, 2H), 6.97 (s, 1H), 5.21 (p, J = 8.27 Hz, 1H), 4.96 (d, J = 4.89 Hz, 1H), 4.25 (h, J = 6.06 Hz, 1H), 3.88 (s, 3H), 2.51-1.70 (m, 6H).
42	64	[M-H] ⁻	425	12.31 (s, 1H), 8.28 (d, J = 1.74 Hz, 1H), 8.12 (dd, J = 0.68, 1.48 Hz, 1H), 7.80 (dd, J = 1.44, 8.42 Hz, 1H), 7.68 (d, J = 8.87 Hz, 1H), 7.15 (br s, 2H), 5.23 (p, J = 8.18 Hz, 1H), 4.94 (d, J = 5.14 Hz, 1H), 4.24 (h, J = 5.88 Hz, 1H), 3.90 (s, 3H), 2.50-2.37 (m, 1H), 2.32-1.99 (m, 3H), 1.99-1.70 (m, 2H).
46	77	[M+H] ⁺	350	11.96 (s, 1H), 8.15 (d, J = 1.4 Hz, 1H), 7.79 (d, J = 6.1 Hz, 1H), 7.72 (d, J = 8.3 Hz, 1H), 7.68 (dd, J = 8.3, 1.4 Hz, 1H), 6.98 - 6.93 (over-lapping m, 2H), 6.16 (bs, 2H), 4.94 (hept, J = 6.6 Hz, 1H), 3.88 (s, 3H), 1.54 (d, J = 6.6 Hz, 6H).
47	95*	[M+H] ⁺	358	ND
48	31*	[M+H] ⁺	325	ND
49	64*	[M+H] ⁺	350	ND
55	28		ND	11.93 (s, 1H), 8.13 (s, 1H), 7.98 (s, 1H), 7.68-7.63 (over-lapping m, 2H), 6.80 (s, 1H), 3.86 (s, 3H), 3.57 (hept, J = 6.9 Hz, 1H), 1.40 (d, J = 6.9 Hz, 6H). NH ₂ signals not present.
56	54	[M+H] ⁺	385	12.24 (s, 1H), 8.34 (br s, 1H), 8.09 (br dd, 1H), 7.97 (s, 1H), 7.77 (dd, J = 8.4, 1.4 Hz, 1H), 7.63 (d, J =

				8.4 Hz, 1H), 6.77 (br s, 1H), 3.88 (s, 3H), 3.57 (hept, $J = 7.0$ Hz, 1H), 1.38 (d, $J = 7.0$ Hz, 6H).
62	23	[M+H] ⁺	399	12.02 (s, 1H), 8.27 (s, 1H), 8.00 (s, 1H), 7.80 (s, 1H), 7.11 (br, 2H), 6.89 (s, 1H), 3.87 (s, 3H), 1.79 (s, 9H).
65	72	[M+H] ⁺	322	10.90 (s, 1H), 8.23 (s, 1H), 7.26 (d, $J = 8.4$ Hz, 1H), 6.95 (br 2H), 6.64-6.63 (m, 1H), 6.59-6.58 (m, 1H), 6.44 (dd, $J = 8.4, 2.0$ Hz, 1H), 4.88 (s, 2H), 1.77 (9H, s).
69	71*	[M+H] ⁺	365	ND
71	41	[M+H] ⁺	384	ND
74	36	[M+H] ⁺	399	12.30 (s, 1H), 8.28 (s, 1H), 8.10 (app t, $J = 1.1$ Hz, 1H), 7.67 (d, $J = 1.2$ Hz, 1H), 7.11 (br s, 2H), 6.90 (s, 1H), 3.89 (s, 3H), 1.80 (s, 9H).
77	35	[M+H] ⁺	379	ND
79	34	[M+H] ⁺	439	ND
80	56	[M+H] ⁺	473	ND
81	38	[M+H] ⁺	373	11.71 (s, 1H), 8.27 (s, 1H), 7.63 (d, $J = 1.76$ Hz, 1H), 7.59 (d, $J = 8.43$ Hz, 1H), 7.18 (dd, $J = 1.82, 8.41$ Hz, 1H), 7.11 (br s, 2H), 6.88 (s, 1H), 5.10 (p, $J = 6.72$ Hz, 1H), 1.54 (d, $J = 6.74$ Hz, 6H).

ND = no data

* indicates material was impure but used without further purification.

Synthesis of Other Intermediates

3-Bromo-1-methyl-1H-pyrazolo[3,4-d]pyrimidin-4-amine (Intermediate 18)

[00225] To a suspension of 3-bromo-1H-pyrazolo[3,4-d]pyrimidin-4-amine (1.75 g, 8.18 mmol), triphenylphosphine (4.29 g, 16.35 mmol) and MeOH (1 mL) in THF (50 mL) at 0 °C was added DIAD (3.22 mL, 16.35 mmol) dropwise at room temperature. The reaction was stirred for 5 days (for convenience) then concentrated *in vacuo*. The residue was dissolved in aq. HCl (1M, 50 mL) and washed with EtOAc (2 × 50 mL). The aqueous phase was basified with aq. NaOH (1M, 50 mL) then extracted with 20 % MeOH:DCM (3 × 50 mL). The combined organics were filtered through a hydrophobic frit and then concentrated *in vacuo* to return the title

compound (1.16 g, 62%) as a yellow powder which was used without further purification. LCMS $[M+H]^+$ 228.0 and 230.0; 1H NMR (300 MHz, DMSO- d_6) δ 8.22 (s, 1H), 3.86 (s, 3H).

Methyl 2-(4-amino-1-(tert-butyl)-1H-pyrazolo[3,4-d]pyrimidin-3-yl)-3-bromo-1H-indole-6-carboxylate (Intermediate 24)

[00226] To a solution of methyl 2-(4-amino-1-*tert*-butyl-pyrazolo[3,4-*d*]pyrimidin-3-yl)-1H-indole-6-carboxylate (399 mg, 1.1 mmol) in DMF (5 mL) was added NBS (195 mg, 1.1 mmol) at room temperature and the reaction stirred for 5 h. The mixture was left standing for 4 days (for convenience) then diluted with brine (30 mL), stirred for 30 mins, filtered, washed with water (2 \times 20 mL) and dried *in vacuo* at 50 °C. The crude product was purified by fcc (0-100 % EtOAc in isohexane) to return a dark red oil. The oil was triturated with Et₂O, filtered, washed with a minimum amount of Et₂O and dried *in vacuo* at 50 °C to return the title compound (189 mg, 39%) as a beige solid. LCMS $[M-H]^-$ 441.2 and 443.2; 1H NMR (300 MHz, DMSO- d_6) δ 12.38 (s, 1H), 8.27 (s, 1H), 8.11 (s, 1H), 7.80 (dd, J = 1.32, 8.38 Hz, 1H), 7.60 (d, J = 8.38 Hz, 1H), 3.89 (s, 3H), 1.79 (s, 9H).

Methyl 2-(4-amino-1-(tert-butyl)-1H-pyrazolo[3,4-d]pyrimidin-3-yl)-3-fluoro-1H-indole-6-carboxylate (Intermediate 25)

[00227] To a suspension of methyl 2-(4-amino-1-*tert*-butyl-pyrazolo[3,4-*d*]pyrimidin-3-yl)-1H-indole-6-carboxylate (250 mg, 0.69 mmol) in acetonitrile (5 mL) was added Selectfluor (243 mg, 0.69 mmol) and the mixture heated to reflux for 4 h. The mixture was cooled, partitioned between EtOAc (20 mL) and sat. aq. NaHCO₃ (20 mL) and the phases separated. The organic phase was washed with brine (20 mL), filtered through a hydrophobic frit and the solvent removed *in vacuo*. The crude product was purified by fcc (0-100 % EtOAc in isohexane) to return the title compound (116 mg, 44%, 43% pure by HPLC) as orange powder. LCMS $[M-H]^-$ 381.2. Used directly in the next step.

tert-Butyl N-(3-bromo-1H-pyrazolo[3,4-d]pyrimidin-4-yl)-N-tert-butoxycarbonyl-carbamate (Intermediate 29)

[00228] A suspension of 3-bromo-1H-pyrazolo[3,4-*d*]pyrimidin-4-amine (1.0 g, 4.7 mmol), Boc₂O (4.08 g, 18.7 mmol) and DMAP (57 mg, 0.47 mmol) in THF (20 mL) was stirred at room temperature for 24 h. The solvent was concentrated *in vacuo* then the crude mixture was dissolved in methanol (20 mL). Aq. sat. NaHCO₃ (10 mL) was added and the reaction mixture stirred at room temperature for 30 mins then water (20 mL) was added and the reaction

mixture was extracted with DCM (2 × 50 mL). The combined organics were passed through a hydrophobic frit and concentrated *in vacuo*. The crude product was purified by fcc (0-10% MeOH:DCM) to return the title compound (1.55 g, 80%) as a pale yellow solid. LCMS [M-H]⁻ 414.1 and 412.2.

tert-Butyl N-(3-bromo-1-cyclopropyl-pyrazolo[3,4-d]pyrimidin-4-yl)-N-tert-butoxycarbonyl-carbamate (Intermediate 30)

[00229] To a solution of *tert*-butyl *N*-(3-bromo-1*H*-pyrazolo[3,4-*d*]pyrimidin-4-yl)-*N*-*tert*-butoxycarbonyl-carbamate (1.0 g, 2.41 mmol) and cyclopropylboronic acid (415 mg, 4.83 mmol) in DCM (10 mL) was added Et₃N (0.67 mL, 4.83 mmol) and copper(II) acetate (877 mg, 4.83 mmol). The reaction mixture was stirred under an atmosphere of air at room temperature for 24 h then concentrated *in vacuo*. The crude product was purified by fcc (0-30% EtOAc in isohexane) to return the title compound (285 mg, 26%). ¹H NMR (300 MHz, DMSO-*d*₆) δ 9.06 (s, 1H), 3.94 (tt, *J* = 7.3, 3.6 Hz, 1H), 1.39 (s, 18H), 1.30-1.23 (m, 2H), 1.23-1.10 (m, 2H).

Methyl 2-(4-amino-1-(1-methylpiperidin-4-yl)-1H-pyrazolo[3,4-d]pyrimidin-3-yl)-3-chloro-1H-indole-6-carboxylate (Intermediate 35)

Step 1

[00230] To methyl 2-[4-amino-1-(1-*tert*-butoxycarbonyl-4-piperidyl)pyrazolo[3,4-*d*]pyrimidin-3-yl]-3-chloro-1*H*-indole-6-carboxylate (250 mg, 0.48 mmol) in 1,4-dioxane (10 mL) was added HCl solution (4M in 1,4-dioxane, 1.19 mL, 4.75 mmol). The reaction mixture was stirred at room temperature for 48 hours, concentrated and dried *in vacuo* at 50 °C to return methyl 2-[4-amino-1-(4-piperidyl)pyrazolo[3,4-*d*]pyrimidin-3-yl]-3-chloro-1*H*-indole-6-carboxylate hydrochloride (188 mg, 86%) as an off white powder. LCMS [M-H]⁻ 424.7.

Step 2

[00231] To a suspension of methyl 2-[4-amino-1-(4-piperidyl)pyrazolo[3,4-*d*]pyrimidin-3-yl]-3-chloro-1*H*-indole-6-carboxylate hydrochloride (133 mg, 0.29 mmol) in methanol (10 mL) was added formaldehyde (37% wt. % in H₂O, 5.0 mL, 180 mmol), aq. HCl (2M, to pH 1-2) and Pd/C (10 wt. %, 15 mg). The mixture was heated to 70 °C for 5 h under an atmosphere of H₂ (50 psi). The cooled mixture was filtered through a pad of celite which was washed with MeOH (2 × 20 mL). The combined filtrate was concentrated *in vacuo*, then the resulting residue was suspended in sat. aq. NaHCO₃ (20 mL) and extracted with DCM (3 × 20 mL). The combined organic extracts were washed with brine (20 mL), filtered through a hydrophobic frit

and concentrated *in vacuo* to return the title compound (115 mg, impure by HPLC) as an off white powder. Taken directly onto the next step without any further purification. LCMS [M-H]⁻ 438.7.

3-(4-Amino-3-bromo-1H-pyrazolo[3,4-d]pyrimidin-1-yl)cyclopentan-1-ol (Intermediate 40)

Step 1

[00232] To a solution of 3-bromo-1H-pyrazolo[3,4-d]pyrimidin-4-amine (2.00 g, 9.34 mmol) and 2-cyclopenten-1-one (1.53 g, 18.69 mmol) in THF (20 mL) was added HfCl₄ (111 mg, 0.3 mmol). The reaction was heated at reflux for 15 h, then cooled to room temperature and concentrated *in vacuo*. The residue was treated with water and extracted with EtOAc. The combined organic extracts were dried over Na₂SO₄, filtered and concentrated *in vacuo* to return the crude product which was purified by fcc to return 3-(4-amino-3-bromo-1H-pyrazolo[3,4-d]pyrimidin-1-yl)cyclopentan-1-one (750 mg, 27%) which was used without further purification.

Step 2

[00233] To a solution of 3-(4-amino-3-bromo-1H-pyrazolo[3,4-d]pyrimidin-1-yl)cyclopentan-1-one (750 mg, 2.5 mmol) in MeOH (30 mL) was added NaBH₄ (105 mg, 2.8 mmol). The reaction was stirred at room temperature for 2 h then concentrated *in vacuo*. The residue was treated with water and extracted with EtOAc. The combined organic extracts were dried over Na₂SO₄, filtered and concentrated *in vacuo* to return the title compound (750 mg, 100%). LCMS [M-H]⁻ 298.6; ¹H NMR (300 MHz, DMSO-*d*₆) δ 8.19 (s, 1H), 8.00 (s, 1H), 6.87 (s, 1H), 5.07 (p, *J* = 8.2 Hz, 1H), 4.86 (d, *J* = 4.8 Hz, 1H), 4.17 (h, *J* = 6.0 Hz, 1H), 2.36 (ddd, *J* = 13.0, 8.4, 6.5 Hz, 1H), 2.19-1.63 (m, 5H). Approx 9:1 ratio of isomers but unassigned whether *cis* or *trans* is the major isomer.

Methyl 2-(4-amino-1-(tert-butyl)-1H-pyrazolo[3,4-d]pyrimidin-3-yl)-1H-benzo[d]imidazole-6-carboxylate (Intermediate 43)

[00234] A solution of 4-amino-1-*tert*-butyl-pyrazolo[3,4-d]pyrimidine-3-carbaldehyde (60 mg, 0.27 mmol) and methyl 3,4-diaminobenzoate (45 mg, 0.27 mmol) in DMF (4.0 mL) was treated with OXONE[®] (42 mg, 0.27 mmol) and the resulting mixture was stirred at room temperature for 90 mins before adding further OXONE[®] (42 mg, 0.27 mmol). The reaction was stirred for 17 h at room temperature before adding further OXONE[®] (42 mg, 0.27 mmol) and stirred for another 16 h. The reaction mixture was diluted with aq. K₂CO₃ (0.5M, 10 mL) and

extracted with EtOAc (2 × 15 mL). The combined organics were washed with water, filtered through a hydrophobic frit and concentrated *in vacuo* to return a crude product which was purified by fcc (0-100% EtOAc in isohexane) to return methyl 2-(4-amino-1-*tert*-butyl-pyrazolo[3,4-*d*]pyrimidin-3-yl)-3H-benzimidazole-5-carboxylate (39 mg, 31%) as an orange solid. LCMS [M-H]⁻ 364.2. Material was impure (80% by HPLC) but used without any further purification.

*4-Chloro-3-iodo-1-isopropyl-1H-pyrazolo[4,3-*c*]pyridine (Intermediate 44)*

[00235] To a suspension of 4-chloro-3-iodo-1H-pyrazolo[4,3-*c*]pyridine (859 mg, 2.92 mmol) and K₂CO₃ (605 mg, 4.38 mmol) in acetonitrile (45 mL) was added 2-iodopropane (0.292 mL, 2.92 mmol) and the resulting mixture heated at 60 °C for 18h. After cooling to room temperature, the mixture was partitioned between sat aq NH₄Cl (20 mL) and EtOAc (20 mL). The organic layer was separated and retained and the aq phase was extracted with further EtOAc (2 × 20 mL). The combined organic extracts were washed with brine (50 mL), dried and concentrated *in vacuo*. The residue obtained was purified by fcc (0-100% EtOAc in isohexane) to return the title compound (478 mg, 51%) as an off-white solid. LCMS [M+H]⁺ 322; ¹H NMR (400 MHz, CDCl₃) δ 8.15 (d, *J* = 6.0 Hz, 1H), 7.31 (d, *J* = 6.0 Hz, 1H), 4.78 (hept, *J* = 6.7 Hz, 1H), 1.60 (d, *J* = 6.7 Hz, 6H).

*3-Iodo-1-isopropyl-1H-pyrazolo[4,3-*c*]pyridin-4-amine (Intermediate 45)*

[00236] To a solution of 4-chloro-3-iodo-1-isopropyl-1H-pyrazolo[4,3-*c*]pyridine (4.56 g, 13.9 mmol) in 1,4-dioxane (30 mL) was added NH₄OH (28% NH₃, 205 mL) and the resulting suspension was heated in a sealed 500 mL pressure vessel at 140 °C for 19 h. Further NH₄OH (28% NH₃, 100 mL) was added and the mixture heated at 120 °C for 18 h. After cooling to room temperature the solvent was concentrated *in vacuo* and the resulting solid was slurried with EtOAc, filtered, washed with further EtOAc (20 mL) and dried to return the title compound (4.10 g, 98%) as a yellow solid. LCMS [M+H]⁺ 302; ¹H NMR (400MHz, DMSO-*d*₆) δ 7.71 (d, *J* = 6.3 Hz, 1H), 7.35 (br, 2H), 6.99 (d, *J* = 6.3 Hz, 1H), 4.84 (hept, *J* = 6.6 Hz, 1H), 1.42 (d, *J* = 6.6 Hz, 6H).

N-((3-Amino-5-oxo-4,5-dihydro-1,2,4-triazin-6-yl)methyl)isobutyramide (Intermediate 50)

[00237] To a suspension 3-amino-6-(aminomethyl)-4H-1,2,4-triazin-5-one dihydrochloride (1.20 g, 5.61 mmol) in water (30 mL) at 0 °C was added aq. NaHCO₃ (1.0 M, 12.5 mL), the resulting mixture was warmed to room temperature and then a solution of (2,5-

dioxopyrrolidin-1-yl) 2-methylpropanoate (1.47 g, 7.14 mmol) in THF:acetonitrile (1:1, 20 mL) was added. This mixture was stirred at room temperature for 67 h and then further NaHCO₃ (1.0 M, 6.0 mL) and (2,5-dioxopyrrolidin-1-yl) 2-methylpropanoate (1.80 g, 9.72 mmol) in THF:acetonitrile (1:1, 20 mL) were added. After a further 23 h the precipitate that had formed was filtered and washed with TBME (2 × 20 mL) to return the title compound (0.53 g, 92% pure by HPLC, 45%) as an off-white solid. LCMS [M+H]⁺ 212. This material was used in the subsequent step without additional purification.

*2-Amino-7-isopropylimidazo[5,1-*f*][1,2,4]triazin-4(3*H*)-one (Intermediate 51)*

[00238] To a suspension *N*-((3-amino-5-oxo-4,5-dihydro-1,2,4-triazin-6-yl)methyl)isobutyramide (530 mg, 2.26 mmol) in DCE (30 mL) at reflux was added phosphorus oxychloride (1.50 mL, 16.1 mmol). The resulting mixture was maintained at reflux for 2.5 h, then cooled to room temperature and concentrated *in vacuo*. The crude product was taken up in MeOH:water (2:1, 15 mL), loaded onto SCX (ca. 5 g) and washed with MeOH (3 × 50 mL). The resin was then washed with 1% NH₃ in MeOH (3 × 50 mL) and the solution obtained concentrated *in vacuo* to return the title compound (430 mg, 89% pure by HPLC, 99%) as a tan brown solid. LCMS [M+H]⁺ 194. This material was used in the subsequent step without additional purification.

*2-Amino-5-iodo-7-isopropylimidazo[5,1-*f*][1,2,4]triazin-4(3*H*)-one (Intermediate 52)*

[00239] To a solution of 2-amino-7-isopropylimidazo[5,1-*f*][1,2,4]triazin-4(3*H*)-one (710 mg, 3.31 mmol) in DMF (17 mL) was added NIS (1.10 g, 4.89 mmol) and the resulting mixture was stirred at room temperature for 18 h. EtOAc (50 mL) and water (50 mL) were added and the layers separated. The aq layer was further extracted with EtOAc (50 mL) and the combined organic extracts washed sequentially with aq. Na₂S₂O₃ solution (1.0 M, 2 × 20 mL) and brine (3 × 20 mL), then dried and concentrated *in vacuo* to return the title compound (700 mg, 66%) as a yellow solid. LCMS [M+H]⁺ 320 ; ¹H NMR (400MHz, DMSO-*d*₆) δ 10.79 (s, 1H), 6.14 (s, 2H), 3.27 (hept, *J* = 6.9 Hz, 1H), 1.23 (d, *J* = 6.9 Hz, 6H).

*5-Iodo-7-isopropylimidazo[5,1-*f*][1,2,4]triazin-4(3*H*)-one (Intermediate 53)*

[00240] To a solution of 2-amino-5-iodo-7-isopropylimidazo[5,1-*f*][1,2,4]triazin-4(3*H*)-one (690 mg, 2.12 mmol) in THF:DMF (6:1, 70 mL) was added *t*-butyl nitrite (1.20 mL, 10.1 mmol) dropwise. The resulting mixture was stirred at room temperature for 3.5 h and then concentrated *in vacuo*. The crude product was purified by fcc (0-100% EtOAc in isohexane)

to return the title compound (600 mg, 85% pure by HPLC, 93%) as a dark yellow solid. LCMS $[M+H]^+$ 305. This material was used in the subsequent step without additional purification.

*5-Iodo-7-isopropylimidazo[5,1-*f*][1,2,4]triazin-4-amine (Intermediate 54)*

[00241] Phosphorus oxychloride (0.500 mL, 5.36 mmol) was added to a solution of 1*H*-1,2,4-triazole (1.04 g, 15.1 mmol) in pyridine (10 mL) and then stirred at room temperature for 15 min. A solution of 5-iodo-7-isopropylimidazo[5,1-*f*][1,2,4]triazin-4(3*H*)-one (600 mg, 1.68 mmol) in pyridine (20 mL) was then added. The resulting mixture was maintained at room temperature for 3.5 h, then cooled to 0 °C and NH_3 in IPA (2 M, 42 mL) was added dropwise over 10 min. After stirring at 0 °C for 30 min, the mixture was warmed to room temperature, maintained at this temperature for 75 mins and then concentrated *in vacuo*. The crude product was partitioned between EtOAc (75 mL) and sat. aq $NaHCO_3$ (75 mL) and the layers separated. The aq layer was further extracted with EtOAc (3 × 50 mL) and the combined organic extracts washed with brine (50 mL), dried and concentrated *in vacuo*. The resulting dark red oil was purified by fcc (0-2% MeOH:DCM) to return the title compound (390 mg, 77%) as a dark yellow solid. LCMS $[M+H]^+$ 304; 1H NMR (400MHz, $DMSO-d_6$) δ 8.43 (br s, 1H), 7.86 (s, 1H), 6.76 (br s, 1H), 3.43 (hept, $J = 7.0$ Hz, 1H), 1.27 (d, $J = 7.0$ Hz, 6H).

*1-(tert-Butyl)-3-((trimethylsilyl)ethynyl)-1H-pyrazolo[3,4-*d*]pyrimidin-4-amine (Intermediate 57)*

[00242] A mixture of 3-bromo-1-(*tert*-butyl)-1*H*-pyrazolo[3,4-*d*]pyrimidin-4-amine (2.50 g, 9.25 mmol), ethynyl(trimethyl)silane (0.77 mL, 5.55 mmol) and diisopropylamine (2.60 mL, 18.5 mmol) in THF (25 mL) was degassed with nitrogen for 15 mins. $PdCl_2(PPh_3)_2$ (650 mg, 0.930 mmol) and CuI (353 mg, 1.85 mmol) were added and the resulting mixture heated at 50 °C for 5 h. Further ethynyl(trimethyl)silane (0.77 mL, 5.55 mmol), $PdCl_2(PPh_3)_2$ (195 mg, 0.290 mmol) and CuI (106 mg, 0.550 mmol) were added and the mixture heated at 70 °C for 20 h. EtOAc (20 mL) and water (30 mL) were added and the resulting biphasic mixture passed through a pad of CeliteTM (ca. 20 g). The layers were then separated and the aq phase extracted with further EtOAc (2 × 30 mL). The organic extracts were combined, washed with water (3 × 60 mL), brine (30 mL), then dried and concentrated *in vacuo*. The crude product was purified by fcc (0-2% MeOH (+ 1% NH_3) in DCM) to return the title compound (1.32 g, 87% pure by HPLC, 50%) as a light brown foam. LCMS $[M+H]^+$ 288. This material was used in the subsequent step without additional purification.

1-(*tert*-Butyl)-3-ethynyl-1*H*-pyrazolo[3,4-*d*]pyrimidin-4-amine (*Intermediate 58*)

[00243] A mixture of 1-(*tert*-butyl)-3-((trimethylsilyl)ethynyl)-1*H*-pyrazolo[3,4-*d*]pyrimidin-4-amine (1.32 g, 4.13 mmol) and K₂CO₃ (0.857 g, 6.20 mmol) in MeOH (30 mL) was stirred at room temperature for 2 h. The solvent was concentrated *in vacuo* and the resulting residue partitioned between EtOAc (50 mL) and water (30 mL). The organic layer was separated and retained and the aq phase was extracted with further EtOAc (2 × 30 mL). The combined organic extracts were washed with water (20 mL), brine (20 mL), dried and concentrated *in vacuo*. The crude product was purified by fcc (0-2% MeOH (+ 1% NH₃) in DCM). The crude product was then slurried with TBME:isohexane (1:4, 10 mL), filtered and washed with further isohexane (10 mL) to return the title compound (0.78 g, 88%) as a pale yellow solid. LCMS [M+H]⁺ 216; ¹H NMR (400MHz, DMSO-*d*₆) δ 8.21 (s, 1H), 8.12-7.40 (br, 1H), 6.94-6.01 (br, 1H), 4.60 (s, 1H), 1.69 (s, 9H).

6-Amino-5-((4-amino-1-(*tert*-butyl)-1*H*-pyrazolo[3,4-*d*]pyrimidin-3-yl)ethynyl)-*N*-methylpicolinamide (*Intermediate 59*)

[00244] A mixture of 1-(*tert*-butyl)-3-ethynyl-1*H*-pyrazolo[3,4-*d*]pyrimidin-4-amine (200 mg, 0.930 mmol) and 6-amino-5-bromo-*N*-methyl-pyridine-2-carboxamide (214 mg, 0.930 mmol) in Et₃N:THF (17:3, 10 mL) was degassed with nitrogen. Pd(PPh₃)₄ (107 mg, 0.0930 mmol) and CuI (26.0 mg, 0.140 mmol) were added and the resulting mixture heated in the microwave at 80 °C for 1 h. The solvent was concentrated *in vacuo* and the resulting residue partitioned between EtOAc (50 mL) and water (30 mL). The organic layer was separated and retained and the aq phase was extracted with further EtOAc (2 × 20 mL). The combined organic extracts were washed with water (3 × 10 mL), brine (10 mL), dried and concentrated *in vacuo*. The crude product was purified by fcc (0-5% MeOH (+ 1% NH₃) in DCM) to return the title compound (138 mg, 41%) as a pale yellow solid. LCMS [M+H]⁺ 365; ¹H NMR (400MHz, DMSO-*d*₆) δ 8.27-8.22 (over-lapping m, 2H), 7.92 (d, *J* = 7.7 Hz, 1H), 7.24 (d, *J* = 7.7 Hz, 1H), 6.49 (s, 2H), 2.82 (d, *J* = 5.0 Hz, 3H), 1.73 (s, 9H). NH₂ signals not present.

1-*tert*-Butyl 6-methyl 5-chloro-1*H*-indole-1,6-dicarboxylate (*Intermediate 60*)

[00245] A mixture of methyl 5-chloro-1*H*-indole-6-carboxylate (500 mg, 2.39 mmol), Boc₂O (781 mg, 3.58 mmol) and DMAP (58.3 mg, 0.477 mmol) in MeCN (8 mL) was stirred at room temperature for 16 h then concentrated *in vacuo*. The crude product was purified by fcc (24 g, 0-50% EtOAc in isohexane) to return the title compound (737 mg, quant) as a colourless oil, which solidified on standing. LCMS [M+H]⁺ 310; ¹H NMR (400MHz, DMSO-*d*₆) δ 8.59 (s,

1H), 7.91 (d, $J = 3.7$ Hz, 1H), 7.86 (s, 1H), 6.77 (dd, $J = 3.7, 0.7$ Hz, 1H), 3.88 (s, 3H), 1.63 (s, 9H).

(1-(*tert*-Butoxycarbonyl)-5-chloro-6-(methoxycarbonyl)-1H-indol-2-yl)boronic acid
(Intermediate 61)

[00246] To a mixture of 1-*tert*-butyl 6-methyl 5-chloro-1H-indole-1,6-dicarboxylate (500 mg, 1.61 mmol) and triisopropyl borate (0.641 mL, 2.42 mmol) in THF (5 mL) at 0 °C was added LDA (1.0 M, 2.4 mL) dropwise over 10 min. The resulting solution was maintained at 0 °C for 2 h then quenched through the addition of AcOH:water (1:5, 12 mL) and allowed to warm to room temperature over 30 min. The mixture was neutralised through the addition of sat. aq NaHCO₃ and diluted with EtOAc (50 mL). The organic layer was separated and retained and the aq phase was extracted with further EtOAc (2 × 50 mL). The combined organic extracts were washed with brine (50 mL), water (50 mL), dried and concentrated *in vacuo* to return the title compound (556 mg, 90% pure by HPLC, 98%) as an orange solid. LCMS [M+H]⁺ 354. This material was used in the subsequent step without additional purification.

tert-Butyl 6-[bis(*tert*-butoxycarbonyl)amino]indole-1-carboxylate (Intermediate 63)

[00247] To a solution of *tert*-butyl *N*-(1H-indol-6-yl)carbamate (760 mg, 3.17 mmol) in DCM (15 mL) was added Boc₂O (1.70 g, 7.79 mmol), Et₃N (1.20 mL, 8.61 mmol) and DMAP (35.0 mg, 0.290 mmol) and the resulting mixture stirred at room temperature for 71 h. Further Boc₂O (850 mg, 3.90 mmol) and Et₃N (600 µL, 4.31 mmol) was added and the mixture stirred for a further 24 h. The solvent was concentrated *in vacuo* and the crude product purified by fcc (0-20% EtOAc in isohexane) to return the title compound (1.35 g, 98%) as a colourless gum. LCMS [M+Na]⁺ 455; ¹H NMR (400MHz, DMSO-*d*₆) δ 7.81 (s, 1H), 7.72 (d, $J = 3.7$ Hz, 1H), 7.61 (d, $J = 8.3$ Hz, 1H), 7.05 (dd, $J = 8.3, 2.0$ Hz, 1H), 6.74 (d, $J = 4.5$ Hz, 1H), 1.62 (s, 9H), 1.41 (s, 18H).

[6-[Bis(*tert*-butoxycarbonyl)amino]-1-*tert*-butoxycarbonyl-indol-2-yl]boronic acid (Intermediate 64)

[00248] To a solution of *tert*-butyl 6-[bis(*tert*-butoxycarbonyl)amino]indole-1-carboxylate (910 mg, 2.06 mmol) and triisopropyl borate (1.00 mL, 4.33 mmol) in THF (15 mL) at 0 °C was added LDA (1.0 M, 4.0 mL) dropwise over 10 min. The resulting mixture was maintained at 0 °C for 2 h then quenched through the addition of AcOH:water (1:5, 12 mL)

18 Aug 2020
2020220079

and allowed to warm to room temperature over 30 min. Water (10 mL) and EtOAc (20 mL) were added and the biphasic mixture separated. The aq layer was extracted with further EtOAc (2 × 20 mL) and the combined organic extracts dried and concentrated *in vacuo* to return the title compound (545 mg) as a dark orange solid. Spectroscopic analysis was difficult and therefore this material was taken forward into the next step.

(2-(4-Amino-1-(*tert*-butyl)-1*H*-pyrazolo[3,4-*d*]pyrimidin-3-yl)-3-chloro-1*H*-indol-6-yl) methanol (Intermediate 66)

[00249] To a solution of methyl 2-(4-amino-1-(*tert*-butyl)-1*H*-pyrazolo[3,4-*d*]pyrimidin-3-yl)-3-chloro-1*H*-indole-6-carboxylate (500 mg, 1.25 mmol) in THF (12 mL) at 0 °C was added LiAlH₄ (2.0 M in THF, 2.19 mL). The resulting mixture was warmed to room temperature, maintained at this temperature for 45 min, then recooled to 0 °C. NaOH (2.0 M, 20 mL) and water (20 mL) were added, the mixture was warmed to room temperature and stirred for 15 min. EtOAc (20 mL) was added and the biphasic mixture separated. The aq layer was extracted with further EtOAc (2 × 20 mL) and the combined organic extracts dried and concentrated *in vacuo*. The crude product was purified by fcc (0-5% MeOH in DCM) to return the title compound (346 mg, 75%) as an off-white solid. LCMS [M+H]⁺ 371; ¹H NMR (400MHz, DMSO-*d*₆) δ 11.79 (s, 1H), 8.26 (s, 1H), 7.50 (d, *J* = 8.0 Hz, 1H), 7.44 (dd, *J* = 1.4, 0.8 Hz, 1H), 7.14 (dd, *J* = 8.0, 1.4 Hz, 1H), 7.00-6.61 (br, 2H), 5.21 (t, *J* = 5.8 Hz, 1H), 4.63 (d, *J* = 5.8 Hz, 2H), 1.78 (s, 9H).

2-(4-Amino-1-(*tert*-butyl)-1*H*-pyrazolo[3,4-*d*]pyrimidin-3-yl)-3-chloro-1*H*-indole-6-carbaldehyde (Intermediate 67)

[00250] To a solution of (2-(4-amino-1-(*tert*-butyl)-1*H*-pyrazolo[3,4-*d*]pyrimidin-3-yl)-3-chloro-1*H*-indol-6-yl)methanol (200 mg, 0.539 mmol) in DCM (3 mL) was added a suspension of DMP (274 mg, 0.647 mmol) in DCM (3 mL) dropwise. The resulting mixture was stirred at room temperature for 45 min, then diluted with aq NaOH (1.0 M, 30 mL) and stirred for a further 15 min. EtOAc (30 mL) was added and the biphasic mixture separated. The organic layer was washed with water (30 mL), brine (30 mL), then dried and concentrated *in vacuo* to return the title compound (146 mg, 80% pure by HPLC, 74%) as a brown solid. LCMS [M+H]⁺ 369. This material was used in the subsequent step without additional purification.

1-(2-(4-Amino-1-(*tert*-butyl)-1*H*-pyrazolo[3,4-*d*]pyrimidin-3-yl)-3-chloro-1*H*-indol-6-yl)propan-1-ol (Intermediate 68)

2020220079 18 Aug 2020

[00251] To a solution of 2-(4-amino-1-(*tert*-butyl)-1*H*-pyrazolo[3,4-*d*]pyrimidin-3-yl)-3-chloro-1*H*-indole-6-carbaldehyde (87 mg, 0.24 mmol) in THF (2.5 mL) at 0 °C was added bromo(ethyl)magnesium (1.0 M in THF, 0.71 mL) slowly. The resulting mixture was stirred at room temperature for 1 h then partitioned between EtOAc (10 mL) and sat aq NH₄Cl (10 mL). The layers were separated and the organic extracts washed with further brine (10 mL), dried and concentrated *in vacuo*. The crude product was purified by fcc (0-5% MeOH in DCM) to return the title compound (32 mg, 34%) as a pale brown oil. LCMS [M+H]⁺ 399. This material was used in the subsequent step without additional purification.

7-Chloro-3-iodo-1-isopropyl-1H-pyrazolo[4,3-c]pyridin-4-amine (Intermediate 70)

[00252] To 3-iodo-1-isopropyl-pyrazolo[4,3-*c*]pyridin-4-amine (200 mg, 0.66 mmol) in MeCN (5 mL) was added NCS (89 mg, 0.66 mmol) and the resulting solution was stirred at 70 °C for 3 h. The solvent was concentrated *in vacuo* and the residue obtained purified by fcc (0-20% MeOH in DCM) to return the title compound (80 mg, 36%) as a brown solid. LCMS [M+H]⁺ 336; ¹H NMR (400MHz, DMSO-*d*₆) δ 7.72 (s, 1H), 6.53 (br, 2H), 5.46 (hept, *J* = 6.5 Hz, 1H), 1.46 (d, *J* = 6.5 Hz, 6H).

1-tert-Butyl 6-methyl 4-chloro-1H-indole-1,6-dicarboxylate (Intermediate 72)

[00253] Prepared according to a similar procedure to that used for 1-*tert*-butyl 6-methyl 5-chloro-1*H*-indole-1,6-dicarboxylate from methyl 4-chloro-1*H*-indole-6-carboxylate (250 mg, 1.19 mmol) for a reaction time of 3 h and purified by fcc (10-20% EtOAc in isohexane) to return the title compound (327 mg, 89%) as white solid. LCMS [M+H]⁺ 310; ¹H NMR (400MHz, DMSO-*d*₆) δ 8.69 (app t, 1H), 7.99 (d, *J* = 3.7 Hz, 1H), 7.82 (d, *J* = 1.3 Hz, 1H), 6.83 (dd, *J* = 3.7, 0.9 Hz, 1H), 3.90 (s, 3H), 1.65 (s, 9H).

(1-(tert-Butoxycarbonyl)-4-chloro-6-(methoxycarbonyl)-1H-indol-2-yl)boronic acid (Intermediate 73)

[00254] Prepared according to a similar procedure to that used for (1-(*tert*-butoxy carbonyl)-5-chloro-6-(methoxycarbonyl)-1*H*-indol-2-yl) boronic acid from 1-*tert*-butyl 6-methyl 4-chloro-1*H*-indole-1,6-dicarboxylate (320 mg, 1.03 mmol) for a reaction time of 1 h to return the title compound (315 mg, 58% pure by HPLC, 86%) as an orange solid. This material was used in the subsequent step without additional purification.

Methyl 2-bromo-3-methyl-1H-indole-6-carboxylate (Intermediate 75)

[00255] To a solution of methyl 3-methyl-1H-indole-6-carboxylate (240 mg, 1.14 mmol) in AcOH (2.5 mL) was added NBS (207 mg, 1.14 mmol) and the resulting mixture stirred at room temperature for 1 h. Water (5 mL) was added and the resulting mixture neutralised through the dropwise addition of aq NaOH (1.0 M). The precipitate that formed was filtered and dried to return the title compound (214 mg, 70% pure by HPLC, 69%) as a brick red solid. LCMS $[M+H]^+$ 267 and 269. This material was used in the subsequent step without additional purification.

Methyl 3-methyl-2-(4,4,5,5-tetramethyl-1,3,2-dioxaborolan-2-yl)-1H-indole-6-carboxylate (Intermediate 76)

[00256] A mixture of methyl 2-bromo-3-methyl-1H-indole-6-carboxylate (210 mg, 0.548 mmol), KOAc (163 mg, 1.64 mmol) and bis(pinacolato)diboron (431 mg, 1.64 mmol) in 1,4-dioxane (5 mL) was degassed with nitrogen. $Pd(PPh_3)_2Cl_2$ (24.0 mg, 0.0330 mmol) was added and the resulting mixture heated at 90 °C for 18 h. After being cooled to room temperature, a second portion of bis(pinacolato)diboron (72.0 mg, 0.274 mmol) and $Pd(PPh_3)Cl_2$ (12.0 mg, 0.0160 mmol) were added and the mixture heated at 90 °C for a further h. The crude mixture was cooled to room temperature, diluted with EtOAc (10 mL) and passed through a pad of Celite™ (ca. 2 g), washing with further EtOAc (2 × 10 mL). The volatile solvents were concentrated *in vacuo* and the crude product partitioned between EtOAc (50 mL) and water (10 mL). The organic layer was separated, washed with further water (10 mL), brine (10 mL), dried and concentrated *in vacuo* to return the title compound (281 mg, 50% pure by HPLC) as a brown solid. LCMS $[M+H]^+$ 316. This material was used in the subsequent step without additional purification.

(6-(Methoxycarbonyl)-1-((2-(trimethylsilyl)ethoxy)methyl)-1H-indol-2-yl)boronic acid (Intermediate 78)

[00257] To a solution of methyl 1-(2-trimethylsilylethoxymethyl)indole-6-carboxylate (2.30 g, 7.38 mmol) and triisopropyl borate (2.61 mL, 11.1 mmol) in THF (35 mL) at 0 °C was added LDA (1.0 M, 10.3 mL). The resulting mixture was maintained at 0 °C for 2 h then quenched through the addition of water (5 mL) and sat aq $NaHCO_3$ (x mL). After stirring for 5 min the volatile solvents were concentrated *in vacuo* and the mixture obtained diluted with EtOAc (50 mL). The organic layer was separated and retained and the aq phase was extracted with further EtOAc (2 × 50 mL). The combined organic extracts were washed with water (2 ×

20 mL), brine (2 × 20 mL), dried and concentrated *in vacuo* to return the title compound (2.61 g, 60% pure by HPLC) as a brown solid. This material was used in the subsequent step without additional purification.

Phenyl (2-(4-Amino-1-(tert-butyl)-1H-pyrazolo[3,4-d]pyrimidin-3-yl)-1H-indol-6-yl) carbamate (Intermediate 82)

[00258] To a solution of 3-(6-amino-1H-indol-2-yl)-1-(*tert*-butyl)-1H-pyrazolo[3,4-*d*]pyrimidin-4-amine (39 mg, 0.11 mmol) and DMAP (2.0 mg, 0.020 mmol) in DMF (1 mL) was added phenyl chloroformate (20 µL, 0.16 mmol). The resulting mixture was stirred at room temperature for 3.5 h, then partitioned between EtOAc (20 mL) and water (10 mL) and separated. The aq layer was extracted with further EtOAc (2 × 20 mL) and the combined organic extracts washed with brine (4 × 10 mL), dried and concentrated *in vacuo* to return the title compound (57 mg, 85% pure by HPLC) as a yellow gum. LCMS $[M+H]^+$ 442. This material was used in the subsequent step without additional purification.

Final Compounds

Table C- List of Examples and their method of synthesis

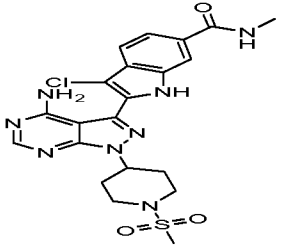
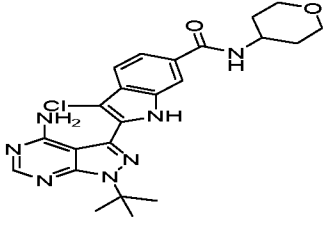
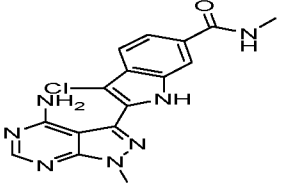
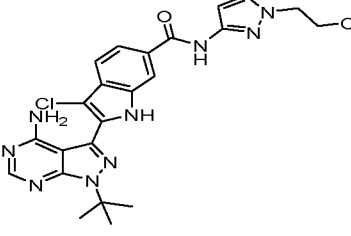
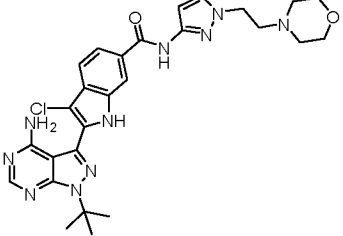
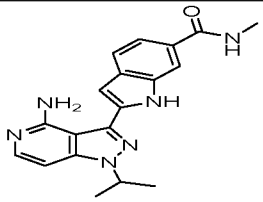
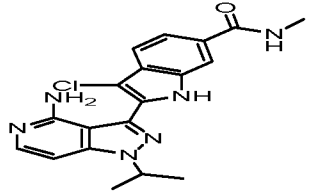
EXAMPLE	NAME	STRUCTURE
1	2-(4-Amino-1- <i>tert</i> -butyl-pyrazolo[3,4- <i>d</i>]pyrimidin-3-yl)- <i>N</i> -methyl-1H-indole-6-carboxamide	
2	2-(4-Amino-1- <i>tert</i> -butyl-pyrazolo[3,4- <i>d</i>]pyrimidin-3-yl)- <i>N</i> -(1-methylpyrazol-3-yl)-1H-indole-6-carboxamide	
3	2-(4-Amino-1-isopropyl-pyrazolo[3,4- <i>d</i>]pyrimidin-3-yl)- <i>N</i> -methyl-1H-indole-6-carboxamide	

4	2-(4-Amino-1- <i>tert</i> -butyl-pyrazolo[3,4- <i>d</i>]pyrimidin-3-yl)-3-chloro- <i>N</i> -methyl-1 <i>H</i> -indole-6-carboxamide	
5	2-(4-Amino-1-isopropyl-pyrazolo[3,4- <i>d</i>]pyrimidin-3-yl)-3-chloro- <i>N</i> -methyl-1 <i>H</i> -indole-6-carboxamide	
6	2-(4-Amino-7-isopropyl-7 <i>H</i> -pyrrolo[2,3- <i>d</i>]pyrimidin-5-yl)- <i>N</i> -methyl-1 <i>H</i> -indole-6-carboxamide	
7	2-(4-Amino-7-isopropyl-7 <i>H</i> -pyrrolo[2,3- <i>d</i>]pyrimidin-5-yl)-3-chloro- <i>N</i> -methyl-1 <i>H</i> -indole-6-carboxamide	
8	2-(4-Amino-1-(<i>tert</i> -butyl)-1 <i>H</i> -pyrazolo[3,4- <i>d</i>]pyrimidin-3-yl)-3-bromo- <i>N</i> -methyl-1 <i>H</i> -indole-6-carboxamide	
9	2-(8-Amino-3-isopropylimidazo[1,5- <i>a</i>]pyrazin-1-yl)-3-chloro- <i>N</i> -methyl-1 <i>H</i> -indole-6-carboxamide	
10	2-(4-Amino-1- <i>tert</i> -butyl-pyrazolo[3,4- <i>d</i>]pyrimidin-3-yl)- <i>N</i> -methyl-3 <i>H</i> -benzimidazole-5-carboxamide	
11	2-(4-Amino-1- <i>tert</i> -butyl-pyrazolo[3,4- <i>d</i>]pyrimidin-3-yl)-1 <i>H</i> -indole-6-carboxamide	

12	Methyl 2-(8-amino-3-isopropylimidazo[1,5-a]pyrazin-1-yl)-1 <i>H</i> -indole-6-carboxylate	
13	2-(8-Amino-3-isopropyl-imidazo[1,5-a]pyrazin-1-yl)- <i>N</i> -methyl-1 <i>H</i> -indole-6-carboxamide	
14	2-(4-Amino-1- <i>tert</i> -butyl-pyrazolo[3,4- <i>d</i>]pyrimidin-3-yl)-3-chloro- <i>N</i> -(2-methoxyethyl)-1 <i>H</i> -indole-6-carboxamide	
15	2-(4-Amino-1- <i>tert</i> -butyl-pyrazolo[3,4- <i>d</i>]pyrimidin-3-yl)-3-chloro- <i>N</i> -[2-(dimethylamino)ethyl]-1 <i>H</i> -indole-6-carboxamide	
16	2-(4-Amino-1- <i>tert</i> -butyl-pyrazolo[3,4- <i>d</i>]pyrimidin-3-yl)-3-chloro- <i>N</i> -(2-morpholinoethyl)-1 <i>H</i> -indole-6-carboxamide	
17	2-(4-Amino-1- <i>tert</i> -butyl-pyrazolo[3,4- <i>d</i>]pyrimidin-3-yl)-3-chloro- <i>N</i> -(3-morpholinopropyl)-1 <i>H</i> -indole-6-carboxamide	
18	2-(4-Amino-1- <i>tert</i> -butyl-pyrazolo[3,4- <i>d</i>]pyrimidin-3-yl)-3-chloro- <i>N</i> -methoxy-1 <i>H</i> -indole-6-carboxamide	

19	[2-(4-Amino-1- <i>tert</i> -butyl-pyrazolo[3,4- <i>d</i>]pyrimidin-3-yl)-3-chloro-1 <i>H</i> -indol-6-yl]-pyrrolidin-1-yl-methanone	
20	2-(4-Amino-1- <i>tert</i> -butyl-pyrazolo[3,4- <i>d</i>]pyrimidin-3-yl)-3-chloro-N,N-dimethyl-1 <i>H</i> -indole-6-carboxamide	
21	2-(4-Amino-1- <i>tert</i> -butyl-pyrazolo[3,4- <i>d</i>]pyrimidin-3-yl)-3-chloro-N-[2-(2-methoxyethoxy)ethyl]-1 <i>H</i> -indole-6-carboxamide	
22	2-(4-Amino-1- <i>tert</i> -butyl-pyrazolo[3,4- <i>d</i>]pyrimidin-3-yl)-3-chloro-N-(3-methoxypropyl)-1 <i>H</i> -indole-6-carboxamide	
23	2-(4-Amino-1- <i>tert</i> -butyl-pyrazolo[3,4- <i>d</i>]pyrimidin-3-yl)-3-chloro-N-(2-hydroxyethyl)-1 <i>H</i> -indole-6-carboxamide	
24	2-(4-Amino-1- <i>tert</i> -butyl-pyrazolo[3,4- <i>d</i>]pyrimidin-3-yl)-3-chloro-N-[2-(2-morpholinoethoxy)ethyl]-1 <i>H</i> -indole-6-carboxamide	

25	2-(4-Amino-1- <i>tert</i> -butyl-pyrazolo[3,4- <i>d</i>]pyrimidin-3-yl)-3-chloro- <i>N</i> -[2-[2-(dimethylamino)ethoxy]ethyl]-1 <i>H</i> -indole-6-carboxamide	
26	2-(4-Amino-1- <i>tert</i> -butyl-pyrazolo[3,4- <i>d</i>]pyrimidin-3-yl)-3-chloro- <i>N</i> -[3-(dimethylamino)propyl]-1 <i>H</i> -indole-6-carboxamide	
27	2-(4-Amino-1- <i>tert</i> -butyl-pyrazolo[3,4- <i>d</i>]pyrimidin-3-yl)-3-chloro- <i>N</i> -[3-(1-piperidyl)propyl]-1 <i>H</i> -indole-6-carboxamide	
28	2-(4-Amino-1- <i>tert</i> -butyl-pyrazolo[3,4- <i>d</i>]pyrimidin-3-yl)-3-chloro- <i>N</i> -(3-isopropoxypropyl)-1 <i>H</i> -indole-6-carboxamide	
29	2-(4-Amino-1- <i>tert</i> -butyl-pyrazolo[3,4- <i>d</i>]pyrimidin-3-yl)-3-fluoro- <i>N</i> -methyl-1 <i>H</i> -indole-6-carboxamide	
30	2-[4-Amino-1-(2-hydroxyethyl)pyrazolo[3,4- <i>d</i>]pyrimidin-3-yl]-3-chloro- <i>N</i> -methyl-1 <i>H</i> -indole-6-carboxamide	
31	2-[4-Amino-1-(3-methoxypropyl)pyrazolo[3,4- <i>d</i>]pyrimidin-3-yl]-3-chloro- <i>N</i> -methyl-1 <i>H</i> -indole-6-carboxamide	

32	2-[4-Amino-1-(1-methylsulfonyl-4-piperidyl)pyrazolo[3,4- <i>d</i>]pyrimidin-3-yl]-3-chloro- <i>N</i> -methyl-1 <i>H</i> -indole-6-carboxamide	
33	2-{4-Amino-1- <i>tert</i> -butyl-1 <i>H</i> -pyrazolo[3,4- <i>d</i>]pyrimidin-3-yl}-3-chloro- <i>N</i> -(oxan-4-yl)-1 <i>H</i> -indole-6-carboxamide	
34	2-(4-Amino-1-methyl-pyrazolo[3,4- <i>d</i>]pyrimidin-3-yl)-3-chloro- <i>N</i> -methyl-1 <i>H</i> -indole-6-carboxamide	
35	2-(4-Amino-1- <i>tert</i> -butyl-pyrazolo[3,4- <i>d</i>]pyrimidin-3-yl)-3-chloro- <i>N</i> -[1-(2-methoxyethyl)pyrazol-3-yl]-1 <i>H</i> -indole-6-carboxamide	
36	2-(4-Amino-1- <i>tert</i> -butyl-pyrazolo[3,4- <i>d</i>]pyrimidin-3-yl)-3-chloro- <i>N</i> -[1-(2-morpholinoethyl)pyrazol-3-yl]-1 <i>H</i> -indole-6-carboxamide	
37	2-[4-Amino-1-(propan-2-yl)-1 <i>H</i> -pyrazolo[4,3- <i>c</i>]pyridin-3-yl]- <i>N</i> -methyl-1 <i>H</i> -indole-6-carboxamide	
38	2-[4-Amino-1-(propan-2-yl)-1 <i>H</i> -pyrazolo[4,3- <i>c</i>]pyridin-3-yl]-3-chloro- <i>N</i> -methyl-1 <i>H</i> -indole-6-carboxamide	

39	2-[4-Amino-1-(propan-2-yl)-1 <i>H</i> -pyrazolo[4,3- <i>c</i>]pyridin-3-yl]-3-bromo- <i>N</i> -methyl-1 <i>H</i> -indole-6-carboxamide	
40	2-(4-Amino-1- <i>tert</i> -butyl-pyrazolo[3,4- <i>d</i>]pyrimidin-3-yl)-3-chloro- <i>N</i> -[1-[2-(dimethylamino)ethyl]pyrazol-3-yl]-1 <i>H</i> -indole-6-carboxamide	
41	2-(4-Amino-1- <i>tert</i> -butyl-pyrazolo[3,4- <i>d</i>]pyrimidin-3-yl)-3-chloro- <i>N</i> -[1-[2-(4-methylpiperazin-1-yl)ethyl]pyrazol-3-yl]-1 <i>H</i> -indole-6-carboxamide	
42	2-[4-Amino-1-(2-aminoethyl)pyrazolo[3,4- <i>d</i>]pyrimidin-3-yl]-3-chloro- <i>N</i> -methyl-1 <i>H</i> -indole-6-carboxamide	
43	2-(4-Amino-1- <i>tert</i> -butyl-pyrazolo[3,4- <i>d</i>]pyrimidin-3-yl)-3-chloro- <i>N</i> -[1-(2-hydroxyethyl)pyrazol-3-yl]-1 <i>H</i> -indole-6-carboxamide	
44	2-[4-Aminothieno[2,3- <i>d</i>]pyrimidin-5-yl]-3-chloro- <i>N</i> -methyl-1 <i>H</i> -indole-6-carboxamide	
45	2-[4-Aminothieno[2,3- <i>d</i>]pyrimidin-5-yl]- <i>N</i> -methyl-1 <i>H</i> -indole-6-carboxamide	

46	2-(4-Amino-1-(<i>tert</i> -butyl)-1 <i>H</i> -pyrazolo[3,4- <i>d</i>]pyrimidin-3-yl)-3-chloro-1 <i>H</i> -indole-6-carboxylic acid	
47	2-[4-Amino-7-(propan-2-yl)pyrrolo[2,1- <i>f</i>][1,2,4]triazin-5-yl]- <i>N</i> -methyl-1 <i>H</i> -indole-6-carboxamide	
48	2-[4-Amino-7-(propan-2-yl)pyrrolo[2,1- <i>f</i>][1,2,4]triazin-5-yl]-3-chloro- <i>N</i> -methyl-1 <i>H</i> -indole-6-carboxamide	
49	2-[4-Amino-7-(propan-2-yl)imidazo[4,3- <i>f</i>][1,2,4]triazin-5-yl]-3-chloro- <i>N</i> -methyl-1 <i>H</i> -indole-6-carboxamide	
50	2-{4-Amino-1- <i>tert</i> -butyl-1 <i>H</i> -pyrazolo[3,4- <i>d</i>]pyrimidin-3-yl}-3-chloro- <i>N</i> -methyl-1 <i>H</i> -pyrrolo[2,3- <i>b</i>]pyridine-6-carboxamide	
51	2-{4-Amino-1- <i>tert</i> -butyl-1 <i>H</i> -pyrazolo[3,4- <i>d</i>]pyrimidin-3-yl}- <i>N</i> -methyl-1 <i>H</i> -pyrrolo[2,3- <i>b</i>]pyridine-6-carboxamide	
52	Methyl 2-(4-amino-1-(<i>tert</i> -butyl)-1 <i>H</i> -pyrazolo[3,4- <i>d</i>]pyrimidin-3-yl)-3-chloro-1 <i>H</i> -indole-6-carboxylate	
53	2-(4-Amino-1-(<i>tert</i> -butyl)-1 <i>H</i> -pyrazolo[3,4- <i>d</i>]pyrimidin-3-yl)-5-chloro- <i>N</i> -methyl-1 <i>H</i> -indole-6-carboxamide	

54	<i>N</i> -(2-{4-Amino-1- <i>tert</i> -butyl-1 <i>H</i> -pyrazolo[3,4- <i>d</i>]pyrimidin-3-yl}-1 <i>H</i> -indol-6-yl)acetamide	
55	1-(2-{4-Amino-1- <i>tert</i> -butyl-1 <i>H</i> -pyrazolo[3,4- <i>d</i>]pyrimidin-3-yl}-3-chloro-1 <i>H</i> -indol-6-yl)propan-1-one	
56	2-{4-Amino-1- <i>tert</i> -butyl-1 <i>H</i> -pyrazolo[3,4- <i>d</i>]pyrimidin-3-yl}-3-chloro- <i>N</i> -(propan-2-yl)-1 <i>H</i> -indole-6-carboxamide	
57	2-{4-Amino-1- <i>tert</i> -butyl-1 <i>H</i> -pyrazolo[3,4- <i>d</i>]pyrimidin-3-yl}-3-chloro- <i>N</i> -ethyl-1 <i>H</i> -indole-6-carboxamide	
58	2-{4-Amino-1- <i>tert</i> -butyl-1 <i>H</i> -pyrazolo[3,4- <i>d</i>]pyrimidin-3-yl}-3-chloro- <i>N</i> -cyclopropyl-1 <i>H</i> -indole-6-carboxamide	
59	2-{4-Amino-1- <i>tert</i> -butyl-1 <i>H</i> -pyrazolo[3,4- <i>d</i>]pyrimidin-3-yl}-3-chloro- <i>N</i> -phenyl-1 <i>H</i> -indole-6-carboxamide	
60	2-{4-Amino-1- <i>tert</i> -butyl-1 <i>H</i> -pyrazolo[3,4- <i>d</i>]pyrimidin-3-yl}- <i>N</i> ,1-dimethyl-1 <i>H</i> -indole-6-carboxamide	

61	2-[4-Amino-7-chloro-1-(propan-2-yl)-1 <i>H</i> -pyrazolo[4,3- <i>c</i>]pyridin-3-yl]- <i>N</i> -methyl-1 <i>H</i> -indole-6-carboxamide	
62	2-{4-Amino-1-cyclobutyl-1 <i>H</i> -pyrazolo[3,4- <i>d</i>]pyrimidin-3-yl}-3-chloro- <i>N</i> -methyl-1 <i>H</i> -indole-6-carboxamide	
63	2-{4-Amino-1-cyclohexyl-1 <i>H</i> -pyrazolo[3,4- <i>d</i>]pyrimidin-3-yl}- <i>N</i> -methyl-1 <i>H</i> -indole-6-carboxamide	
64	2-{4-Amino-1-cyclopentyl-1 <i>H</i> -pyrazolo[3,4- <i>d</i>]pyrimidin-3-yl}- <i>N</i> -methyl-1 <i>H</i> -indole-6-carboxamide	
65	2-(4-Amino-1-cyclohexyl-1 <i>H</i> -pyrazolo[3,4- <i>d</i>]pyrimidin-3-yl)-3-chloro- <i>N</i> -methyl-1 <i>H</i> -indole-6-carboxamide	
66	2-{4-Amino-1-ethyl-1 <i>H</i> -pyrazolo[3,4- <i>d</i>]pyrimidin-3-yl}- <i>N</i> -methyl-1 <i>H</i> -indole-6-carboxamide	
67	2-{4-Amino-1-cyclopropyl-1 <i>H</i> -pyrazolo[3,4- <i>d</i>]pyrimidin-3-yl}- <i>N</i> -methyl-1 <i>H</i> -indole-6-carboxamide	

68	2-{4-Amino-1- <i>tert</i> -butyl-1 <i>H</i> -pyrazolo[3,4- <i>d</i>]pyrimidin-3-yl}-3-chloro-1 <i>H</i> -indole-6-carboxamide	
69	2-{4-Amino-1- <i>tert</i> -butyl-1 <i>H</i> -pyrazolo[3,4- <i>d</i>]pyrimidin-3-yl}-3,5-dichloro- <i>N</i> -methyl-1 <i>H</i> -indole-6-carboxamide	
70	<i>N</i> -(2-(4-Amino-1-(<i>tert</i> -butyl)-1 <i>H</i> -pyrazolo[3,4- <i>d</i>]pyrimidin-3-yl)-1 <i>H</i> -indol-6-yl) methanesulfonamide	
71	1-(2-(4-Amino-1-(<i>tert</i> -butyl)-1 <i>H</i> -pyrazolo[3,4- <i>d</i>]pyrimidin-3-yl)-1 <i>H</i> -indol-6-yl)-3-methylurea	
72	2-{4-Amino-1- <i>tert</i> -butyl-1 <i>H</i> -pyrazolo[3,4- <i>d</i>]pyrimidin-3-yl}-3-chloro- <i>N</i> -(2-methanesulfonylethyl)-1 <i>H</i> -indole-6-carboxamide	
73	2-{4-Amino-1- <i>tert</i> -butyl-1 <i>H</i> -pyrazolo[3,4- <i>d</i>]pyrimidin-3-yl}-3-chloro- <i>N</i> -(pyridin-2-yl)-1 <i>H</i> -indole-6-carboxamide	

74	2-{4-Amino-1- <i>tert</i> -butyl-1 <i>H</i> -pyrazolo[3,4- <i>d</i>]pyrimidin-3-yl}-4-chloro- <i>N</i> -methyl-1 <i>H</i> -indole-6-carboxamide	
75	2-{4-Amino-1- <i>tert</i> -butyl-1 <i>H</i> -pyrazolo[3,4- <i>d</i>]pyrimidin-3-yl}- <i>N</i> -benzyl-3-chloro-1 <i>H</i> -indole-6-carboxamide	
76	2-{4-Amino-1- <i>tert</i> -butyl-1 <i>H</i> -pyrazolo[3,4- <i>d</i>]pyrimidin-3-yl}-3-chloro- <i>N</i> -(2-phenylethyl)-1 <i>H</i> -indole-6-carboxamide	
77	2-{4-Amino-1- <i>tert</i> -butyl-1 <i>H</i> -pyrazolo[3,4- <i>d</i>]pyrimidin-3-yl}-3-chloro- <i>N</i> -(3,3,3-trifluoropropyl)-1 <i>H</i> -indole-6-carboxamide	
78	2-{4-Amino-1- <i>tert</i> -butyl-1 <i>H</i> -pyrazolo[3,4- <i>d</i>]pyrimidin-3-yl}-3-chloro- <i>N</i> -[2-(trifluoromethoxy)ethyl]-1 <i>H</i> -indole-6-carboxamide	
79	2-{4-Amino-1- <i>tert</i> -butyl-1 <i>H</i> -pyrazolo[3,4- <i>d</i>]pyrimidin-3-yl}-3-chloro- <i>N</i> -(1,3-thiazol-2-ylmethyl)-1 <i>H</i> -indole-6-carboxamide	

80	2-{4-Amino-1- <i>tert</i> -butyl-1 <i>H</i> -pyrazolo[3,4- <i>d</i>]pyrimidin-3-yl}-3-chloro- <i>N</i> -(oxan-4-ylmethyl)-1 <i>H</i> -indole-6-carboxamide	
81	2-(4-Amino-1-(<i>tert</i> -butyl)-1 <i>H</i> -pyrazolo[3,4- <i>d</i>]pyrimidin-3-yl)- <i>N</i> ,3-dimethyl-1 <i>H</i> -indole-6-carboxamide	
82	<i>N</i> -(2-{4-Amino-1- <i>tert</i> -butyl-1 <i>H</i> -pyrazolo[3,4- <i>d</i>]pyrimidin-3-yl}-3-chloro-1 <i>H</i> -indol-6-yl)acetamide	
83	2-(4-Amino-1-(<i>tert</i> -butyl)-1 <i>H</i> -pyrazolo[3,4- <i>d</i>]pyrimidin-3-yl)-3-chloro- <i>N</i> ,1-dimethyl-1 <i>H</i> -indole-6-carboxamide	
84	2-{4-Amino-1-ethyl-1 <i>H</i> -pyrazolo[3,4- <i>d</i>]pyrimidin-3-yl}-3-chloro- <i>N</i> -methyl-1 <i>H</i> -indole-6-carboxamide	
85	2-{4-Amino-1-cyclopropyl-1 <i>H</i> -pyrazolo[3,4- <i>d</i>]pyrimidin-3-yl}-3-chloro- <i>N</i> -methyl-1 <i>H</i> -indole-6-carboxamide	
86	2-{4-Amino-1-cyclopentyl-1 <i>H</i> -pyrazolo[3,4- <i>d</i>]pyrimidin-3-yl}-3-chloro- <i>N</i> -methyl-1 <i>H</i> -indole-6-carboxamide	
87	2-{4-Amino-1- <i>tert</i> -butyl-1 <i>H</i> -pyrazolo[3,4- <i>d</i>]pyrimidin-3-yl}-3,4-dichloro- <i>N</i> -methyl-1 <i>H</i> -indole-6-carboxamide	

88	2-[4-Amino-1- <i>tert</i> -butyl-1 <i>H</i> -pyrazolo[3,4- <i>d</i>]pyrimidin-3-yl]-3-chloro- <i>N</i> -(1,3-thiazol-2-yl)-1 <i>H</i> -indole-6-carboxamide	
89	2-[4-Amino-1-(1-methanesulfonylpiperidin-4-yl)-1 <i>H</i> -pyrazolo[3,4- <i>d</i>]pyrimidin-3-yl]-3-chloro- <i>N</i> -cyclopropyl-1 <i>H</i> -indole-6-carboxamide	
90	<i>tert</i> -Butyl 4-[4-amino-3-[3-chloro-6-(cyclopropylcarbamoyl)-1 <i>H</i> -indol-2-yl]-1 <i>H</i> -pyrazolo[3,4- <i>d</i>]pyrimidin-1-yl]piperidine-1-carboxylate	
91	2-[4-Amino-1- <i>tert</i> -butyl-1 <i>H</i> -pyrazolo[3,4- <i>d</i>]pyrimidin-3-yl]-3-chloro- <i>N</i> -propyl-1 <i>H</i> -indole-6-carboxamide	
92	2-(4-Amino-7-chloro-1-isopropyl-1 <i>H</i> -pyrazolo[4,3- <i>c</i>]pyridin-3-yl)-3-chloro- <i>N</i> -methyl-1 <i>H</i> -indole-6-carboxamide	
93	2-[4-Amino-1-(piperidin-4-yl)-1 <i>H</i> -pyrazolo[3,4- <i>d</i>]pyrimidin-3-yl]-3-chloro- <i>N</i> -cyclopropyl-1 <i>H</i> -indole-6-carboxamide hydrochloride	

94	2-[4-Amino-1-(oxan-4-ylmethyl)-1 <i>H</i> -pyrazolo[3,4- <i>d</i>]pyrimidin-3-yl]-3-chloro- <i>N</i> -methyl-1 <i>H</i> -indole-6-carboxamide	
95	2-[4-Amino-1-(oxan-4-yl)-1 <i>H</i> -pyrazolo[3,4- <i>d</i>]pyrimidin-3-yl]-3-chloro- <i>N</i> -propyl-1 <i>H</i> -indole-6-carboxamide	
96	2-[4-Amino-1-(oxan-4-ylmethyl)-1 <i>H</i> -pyrazolo[3,4- <i>d</i>]pyrimidin-3-yl]-3-chloro- <i>N</i> -cyclopropyl-1 <i>H</i> -indole-6-carboxamide	
97	2-{4-Amino-1- <i>tert</i> -butyl-1 <i>H</i> -pyrazolo[3,4- <i>d</i>]pyrimidin-3-yl}-3-chloro-1-(difluoromethyl)- <i>N</i> -methyl-1 <i>H</i> -indole-6-carboxamide	
98	2-[4-Amino-1-(oxolan-3-yl)-1 <i>H</i> -pyrazolo[3,4- <i>d</i>]pyrimidin-3-yl]-3-chloro- <i>N</i> -propyl-1 <i>H</i> -indole-6-carboxamide	
99	2-[4-Amino-1-(2,2,2-trifluoroethyl)-1 <i>H</i> -pyrazolo[3,4- <i>d</i>]pyrimidin-3-yl]-3-chloro- <i>N</i> -ethyl-1 <i>H</i> -indole-6-carboxamide	
100	2-[4-Amino-1-(2,2,2-trifluoroethyl)-1 <i>H</i> -pyrazolo[3,4- <i>d</i>]pyrimidin-3-yl]-3-chloro- <i>N</i> -methyl-1 <i>H</i> -indole-6-carboxamide	

101	2-[4-Amino-1-(oxolan-3-yl)-1 <i>H</i> -pyrazolo[3,4- <i>d</i>]pyrimidin-3-yl]-3-chloro- <i>N</i> -cyclopropyl-1 <i>H</i> -indole-6-carboxamide	
102	2-[4-Amino-1-(2,2,2-trifluoroethyl)-1 <i>H</i> -pyrazolo[3,4- <i>d</i>]pyrimidin-3-yl]-3-chloro- <i>N</i> -cyclopropyl-1 <i>H</i> -indole-6-carboxamide	
103	2-[4-Amino-1-(oxan-4-yl)-1 <i>H</i> -pyrazolo[3,4- <i>d</i>]pyrimidin-3-yl]-3-chloro- <i>N</i> -cyclopropyl-1 <i>H</i> -indole-6-carboxamide	
104	2-[4-Amino-1-(3-hydroxycyclopentyl)-1 <i>H</i> -pyrazolo[3,4- <i>d</i>]pyrimidin-3-yl]-3-chloro- <i>N</i> -cyclopropyl-1 <i>H</i> -indole-6-carboxamide	
105	2-(4-Amino-1-(1-methylpiperidin-4-yl)-1 <i>H</i> -pyrazolo[3,4- <i>d</i>]pyrimidin-3-yl)-3-chloro- <i>N</i> -cyclopropyl-1 <i>H</i> -indole-6-carboxamide	
106	1-Isopropyl-3-[6-(1,3,4-thiadiazol-2-yl)-1 <i>H</i> -indol-2-yl]pyrazolo[3,4- <i>d</i>]pyrimidin-4-amine	

107	3-[3-Chloro-6-(1,3,4-thiadiazol-2-yl)-1 <i>H</i> -indol-2-yl]-1-isopropyl-pyrazolo[3,4- <i>d</i>]pyrimidin-4-amine	
108	1-Isopropyl-3-(6-oxazol-2-yl-1 <i>H</i> -indol-2-yl)pyrazolo[3,4- <i>d</i>]pyrimidin-4-amine	
109	3-(3-Chloro-6-oxazol-2-yl-1 <i>H</i> -indol-2-yl)-1-isopropyl-pyrazolo[3,4- <i>d</i>]pyrimidin-4-amine	

Table D - Examples Prepared Using General Methods

EXAMPLE	FORMULA	MW	ADDUCT	m/z	General Method	Yield (%)
1	C ₁₉ H ₂₁ N ₇ O	363.42	[M+H] ⁺	364.2	6	32
2	C ₂₂ H ₂₃ N ₉ O	429.48	[M+H] ⁺	430.4	6	47
3	C ₁₈ H ₁₉ N ₇ O	349.39	[M+H] ⁺	350.4	3	24
4	C ₁₉ H ₂₀ ClN ₇ O	397.86	[M-H] ⁻	396.3	8	40
5	C ₁₈ H ₁₈ ClN ₇ O	383.83	[M+H] ⁺	384.2	7	45
6	C ₁₉ H ₂₀ N ₆ O	348.4	[M+H] ⁺	349.2	7	78
7	C ₁₉ H ₁₉ ClN ₆ O	382.85	[M+H] ⁺	383.2	8	28
8	C ₁₉ H ₂₀ BrN ₇ O	442.31	[M-H] ⁻	440.2	7	47

2020220079 18 Aug 2020

9	C ₁₉ H ₁₉ CIN ₆ O	382.85	[M+H] ⁺	383.3	8	67
10	C ₁₈ H ₂₀ N ₈ O	364.4	[M-H] ⁻	363.3	4	31
11	C ₁₈ H ₁₉ N ₇ O	349.39	[M+H] ⁺	350.2	6	20
12	C ₁₉ H ₁₉ N ₅ O ₂	349.39	[M+H] ⁺	350.2	4	85
13	C ₁₉ H ₂₀ N ₆ O	348.4	[M+H] ⁺	349.2	7	48
14	C ₂₁ H ₂₄ CIN ₇ O ₂	441.91	[M-H] ⁻	440.3	7	99
15	C ₂₂ H ₂₇ CIN ₈ O	454.96	[M-H] ⁻	453.3	7	97
16	C ₂₄ H ₂₉ CIN ₈ O ₂	496.99	[M-H] ⁻	495.4	7	88
17	C ₂₅ H ₃₁ CIN ₈ O ₂	511.02	[M-H] ⁻	509.4	7	90
18	C ₁₉ H ₂₀ CIN ₇ O ₂	413.86	[M-H] ⁻	412.2	7	43
19	C ₂₂ H ₂₄ CIN ₇ O	437.93	[M-H] ⁻	436.4	7	64
20	C ₂₀ H ₂₂ CIN ₇ O	411.89	[M-H] ⁻	410.3	7	65
21	C ₂₃ H ₂₈ CIN ₇ O ₃	485.97	[M-H] ⁻	484.4	7	68
22	C ₂₂ H ₂₆ CIN ₇ O ₂	455.94	[M-H] ⁻	454.4	7	58
23	C ₂₀ H ₂₂ CIN ₇ O ₂	427.89	[M-H] ⁻	426.4	7	11
24	C ₂₆ H ₃₃ CIN ₈ O ₃	541.05	[M-H] ⁻	539.5	7	9
25	C ₂₄ H ₃₁ CIN ₈ O ₂	499.01	[M-H] ⁻	497.4	7	59
26	C ₂₃ H ₂₉ CIN ₈ O	468.98	[M-H] ⁻	467.4	7	55
27	C ₂₆ H ₃₃ CIN ₈ O	509.05	[M-H] ⁻	507.5	7	57
28	C ₂₄ H ₃₀ CIN ₇ O ₂	483.99	[M-H] ⁻	482.5	7	53
29	C ₁₉ H ₂₀ FN ₇ O	381.41	[M-H] ⁻	380.3	7	20
30	C ₁₇ H ₁₆ CIN ₇ O ₂	385.81	[M-H] ⁻	384.2	7	13
31	C ₁₉ H ₂₀ CIN ₇ O ₂	413.86	[M-H] ⁻	412.2	7	16
32	C ₂₁ H ₂₃ CIN ₈ O ₃ S	502.98	[M-H] ⁻	501.3	7	26
33	C ₂₃ H ₂₆ CIN ₇ O ₂	467.95	[M+H] ⁺	468.5	7	6
34	C ₁₆ H ₁₄ CIN ₇ O	355.78	[M-H] ⁻	354.1	7	18
35	C ₂₄ H ₂₆ CIN ₉ O ₂	507.98	[M+H] ⁺	508.3	7	65
36	C ₂₇ H ₃₁ CIN ₁₀ O ₂	563.05	[M+H] ⁺	563.3	7	5
37	C ₁₉ H ₂₀ N ₆ O	348.4	[M+H] ⁺	349.0	7	52

2020220079 18 Aug 2020

38	C ₁₉ H ₁₉ CIN ₆ O	382.85	[M+H] ⁺	383.0	8	19
39	C ₁₉ H ₁₉ BrN ₆ O	427.3	[M+H] ⁺	428.0	See Below	25
40	C ₂₅ H ₂₉ CIN ₁₀ O	521.02	[M+H] ⁺	521.3	7	31
41	C ₂₈ H ₃₄ CIN ₁₁ O	576.1	[M+H] ⁺	576.4	7	1
42	C ₁₇ H ₁₇ CIN ₈ O	384.82	[M-H] ⁻	383.2	7	34
43	C ₂₃ H ₂₄ CIN ₉ O ₂	493.95	[M+H] ⁺	494.3	7	28
44	C ₁₆ H ₁₂ CIN ₅ OS	357.82	[M+H] ⁺	358.3	8	18
45	C ₁₆ H ₁₃ N ₅ OS	323.37	[M+H] ⁺	324.3	7	52
46	C ₁₈ H ₁₇ CIN ₆ O ₂	384.82	[M+H] ⁺	385.2	5	36
47	C ₁₉ H ₂₀ N ₆ O	348.4	[M+H] ⁺	349.4	7	51
48	C ₁₉ H ₁₉ CIN ₆ O	382.85	[M+H] ⁺	383.4	8	39
49	C ₁₈ H ₁₈ CIN ₇ O	383.83	[M+H] ⁺	384.3	7	68
50	C ₁₈ H ₁₉ CIN ₈ O	398.85	[M+H] ⁺	399.4	8	40
51	C ₁₈ H ₂₀ N ₈ O	364.4	[M+H] ⁺	365.4	See Below	16
52	C ₁₉ H ₁₉ CIN ₆ O ₂	398.85	[M-H] ⁻	397.1	8	24
53	C ₁₉ H ₂₀ CIN ₇ O	397.86	[M+H] ⁺	398.5	7	30
54	C ₁₉ H ₂₁ N ₇ O	363.42	[M+H] ⁺	364.4	See Below	53
55	C ₂₀ H ₂₁ CIN ₆ O	396.87	[M+H] ⁺	397.1	See Below	29
56	C ₂₁ H ₂₄ CIN ₇ O	425.91	[M+H] ⁺	426.4	7	33
57	C ₂₀ H ₂₂ CIN ₇ O	411.89	[M+H] ⁺	412.4	7	65
58	C ₂₁ H ₂₂ CIN ₇ O	423.9	[M+H] ⁺	424.4	7	50
59	C ₂₄ H ₂₂ CIN ₇ O	459.93	[M+H] ⁺	460.4	7	6
60	C ₂₀ H ₂₃ N ₇ O	377.44	[M+H] ⁺	378.3	6	39
61	C ₁₉ H ₁₉ CIN ₆ O	382.85	[M+H] ⁺	383.4	7	46
62	C ₁₉ H ₁₈ CIN ₇ O	395.85	[M+H] ⁺	396.2	7	11
63	C ₂₁ H ₂₃ N ₇ O	389.45	[M+H] ⁺	390.3	7	50
64	C ₂₀ H ₂₁ N ₇ O	375.43	[M+H] ⁺	376.3	7	54
65	C ₂₁ H ₂₂ CIN ₇ O	423.9	[M+H] ⁺	424.2	8	17
66	C ₁₇ H ₁₇ N ₇ O	335.36	[M+H] ⁺	336.2	7	61

67	C ₁₈ H ₁₇ N ₇ O	347.37	[M+H] ⁺	348.1	7	16
68	C ₁₈ H ₁₈ ClN ₇ O	383.83	[M+H] ⁺	384.3	7	43
69	C ₁₉ H ₁₉ Cl ₂ N ₇ O	432.31	[M+H] ⁺	432.3	8	20
70	C ₁₈ H ₂₁ N ₇ O ₂ S	399.47	[M+H] ⁺	400	See Below	20
71	C ₁₉ H ₂₂ N ₈ O	378.43	[M+H] ⁺	379.5	See Below	10
72	C ₂₁ H ₂₄ ClN ₇ O ₃ S	489.98	[M+H] ⁺	490.4	7	56
73	C ₂₃ H ₂₁ ClN ₈ O	460.92	[M+H] ⁺	461.5	7	49
74	C ₁₉ H ₂₀ ClN ₇ O	397.86	[M+H] ⁺	398.4	4	80
75	C ₂₅ H ₂₄ ClN ₇ O	473.96	[M+H] ⁺	474.4	7	70
76	C ₂₆ H ₂₆ ClN ₇ O	487.98	[M+H] ⁺	488.5	7	55
77	C ₂₁ H ₂₁ ClF ₃ N ₇ O	479.89	[M+H] ⁺	480.4	7	56
78	C ₂₁ H ₂₁ ClF ₃ N ₇ O ₂	495.89	[M+H] ⁺	496.4	7	27
79	C ₂₂ H ₂₁ ClN ₈ OS	480.97	[M+H] ⁺	481.4	7	42
80	C ₂₄ H ₂₈ ClN ₇ O ₂	481.98	[M+H] ⁺	482.4	7	55
81	C ₂₀ H ₂₃ N ₇ O	377.44	[M+H] ⁺	378.4	7	39
82	C ₁₉ H ₂₀ ClN ₇ O	397.86	[M+H] ⁺	398.4	8	52
83	C ₂₀ H ₂₂ ClN ₇ O	411.89	[M+H] ⁺	412.2	8	99
84	C ₁₇ H ₁₆ ClN ₇ O	369.81	[M+H] ⁺	370.6	8	37
85	C ₁₈ H ₁₆ ClN ₇ O	381.82	[M+H] ⁺	382.7	8	57
86	C ₂₀ H ₂₀ ClN ₇ O	409.87	[M+H] ⁺	410.7	8	23
87	C ₁₉ H ₁₉ Cl ₂ N ₇ O	432.31	[M+H] ⁺	432.7	8	45
88	C ₂₁ H ₁₉ ClN ₈ OS	466.95	[M+H] ⁺	467.4	7	21
89	C ₂₃ H ₂₅ ClN ₈ O ₃ S	529.01	[M+H] ⁺	529.7	7	29
90	C ₂₇ H ₃₁ ClN ₈ O ₃	551.04	[M+H] ⁺	551.7	7	43
91	C ₂₁ H ₂₄ ClN ₇ O	425.91	[M+H] ⁺	426.5	8	4
92	C ₁₉ H ₁₈ Cl ₂ N ₆ O	417.29	[M+H] ⁺	417.4	8	90
93	C ₂₂ H ₂₃ ClN ₈ O	450.92	[M+H] ⁺	451.7	See Below	
94	C ₂₁ H ₂₂ ClN ₇ O ₂	439.9	[M+H] ⁺	440.5	9	87
95	C ₂₂ H ₂₄ ClN ₇ O ₂	453.92	[M+H] ⁺	454.3	9	2

96	C ₂₃ H ₂₄ ClN ₇ O ₂	465.94	[M+H] ⁺	466.2	9	21
97	C ₂₀ H ₂₀ ClF ₂ N ₇ O	447.87	[M+H] ⁺	448.2	See Below	10
98	C ₂₁ H ₂₂ ClN ₇ O ₂	439.9	[M+H] ⁺	440.5	9	27
99	C ₁₈ H ₁₅ ClF ₃ N ₇ O	437.81	[M+H] ⁺	438.7	9	28
100	C ₁₇ H ₁₃ ClF ₃ N ₇ O	423.78	[M+H] ⁺	424.4	9	40
101	C ₂₁ H ₂₀ ClN ₇ O ₂	437.88	[M+H] ⁺	438.4	9	31
102	C ₁₉ H ₁₅ ClF ₃ N ₇ O	449.82	[M+H] ⁺	450.4	9	26
103	C ₂₂ H ₂₂ ClN ₇ O ₂	451.91	[M+H] ⁺	452.4	9	20
104	C ₂₂ H ₂₂ ClN ₇ O ₂	451.91	[M+H] ⁺	452.7	9	10
105	C ₂₃ H ₂₅ ClN ₈ O	464.95	[M-H] ⁻	463.7	7	7
106	C ₁₈ H ₁₆ N ₈ S	376.44	[M-H] ⁻	375.2	3	2
107	C ₁₈ H ₁₅ ClN ₈ S	410.88	[M+H] ⁺	411.1	8	30
108	C ₁₉ H ₁₇ N ₇ O	359.38	[M+H] ⁺	360.2	3	14
109	C ₁₉ H ₁₆ ClN ₇ O	393.83	[M+H] ⁺	394.2	8	21

Table E - ¹H NMR data for Examples

EXAMPLE	¹ H NMR (300 or 400 MHz, DMSO- <i>d</i> ₆) δ
1	11.81 (s, 1H), 8.31-8.41 (m, 1H), 8.27 (s, 1H), 8.00 (s, 1H), 7.65 (d, <i>J</i> = 8.31 Hz, 1H), 7.56 (d, <i>J</i> = 8.61 Hz, 1H), 7.04 (br s, 2H), 6.86 (s, 1H), 2.81 (d, <i>J</i> = 4.46 Hz, 3H), 1.80 (s, 9H).
3	11.87 (br s, 1H), 8.37 (q, <i>J</i> = 4.22 Hz, 1H), 8.27 (s, 1H), 8.00 (s, 1H), 7.65 (d, <i>J</i> = 8.31 Hz, 1H), 7.56 (dd, <i>J</i> = 1.50, 8.34 Hz, 1H), 7.10 (br s, 2H), 6.89 (s, 1H), 5.11 (spt, <i>J</i> = 6.66 Hz, 1H), 2.82 (d, <i>J</i> = 4.46 Hz, 3H), 1.54 (d, <i>J</i> = 6.66 Hz, 6H).
2	11.88 (br s, 1H), 10.71 (s, 1H), 8.28 (s, 1H), 8.14 (s, 1H), 7.70-7.77 (m, 1H), 7.63-7.70 (m, 1H), 7.61 (d, <i>J</i> = 2.20 Hz, 1H), 7.08 (br d, <i>J</i> = 19.01 Hz, 2H), 6.89 (s, 1H), 6.62 (d, <i>J</i> = 2.20 Hz, 1H), 3.97 (br s, 1H), 3.62 (br s, 2H), 1.76-1.84 (m, 9H).
4	12.15 (s, 1H), 8.41-8.57 (m, 1H), 8.28 (s, 1H), 8.00 (s, 1H), 7.70 (dd, <i>J</i> = 1.41, 8.57 Hz, 1H), 7.59 (d, <i>J</i> = 8.19 Hz, 1H), 6.98 (br s, 2H), 2.82 (d, <i>J</i> = 4.52 Hz, 3H), 1.79 (s, 9H).
10	13.26 (d, <i>J</i> = 15.66 Hz, 1H), 10.07 (d, <i>J</i> = 3.79 Hz, 1H), 8.49 (dd, <i>J</i> = 4.69, 8.45 Hz, 1H), 8.26 (br s, 1.5H), 8.14 (dd, <i>J</i> = 3.53, 16.45 Hz, 1H), 8.07 (s, 0.5H), 7.85 (dd, <i>J</i> = 1.60, 8.44 Hz, 0.5H), 7.77 (s, 1H), 7.62 (d, <i>J</i> = 8.42 Hz, 0.5H), 2.83 (dd, <i>J</i> = 2.61,

	4.50 Hz, 3H), 1.83 (d, $J = 1.83$ Hz, 9H). Presumed 1:1 mixture of benzimidazole isomers.
11	11.82 (s, 1H), 8.27 (s, 1H), 8.03 (s, 1H), 7.92 (s, 1H), 7.64 (d, $J = 8.24$ Hz, 1H), 7.60 (dd, $J = 1.29, 8.22$ Hz, 1H), 7.20 (s, 1H), 7.04 (s, 1H), 6.87 (d, $J = 1.32$ Hz, 1H), 1.80 (s, 9H).
6	11.60 (s, 1H), 8.31-8.39 (m, 1H), 8.18 (s, 1H), 7.91 (s, 1H), 7.67 (s, 1H), 7.51-7.59 (m, 2H), 6.56 (s, 1H), 6.43 (br s, 2H), 5.00 (sept, $J = 6.64$ Hz, 1H), 2.81 (d, $J = 4.43$ Hz, 3H), 1.50 (d, $J = 6.78$ Hz, 6H).
7	11.90 (br s, 1H), 8.41-8.50 (m, $J = 4.60$ Hz, 1H), 8.19 (s, 1H), 7.94 (s, 1H), 7.64-7.74 (m, 2H), 7.50-7.57 (m, 1H), 6.26 (br s, 2H), 5.02 (quin, $J = 6.66$ Hz, 1H), 2.81 (d, $J = 4.43$ Hz, 3H), 1.50 (d, $J = 6.78$ Hz, 6H).
8	12.26 (s, 1H), 8.49 (br d, $J = 4.43$ Hz, 1H), 8.28 (s, 1H), 8.01 (s, 1H), 7.62-7.80 (m, 1H), 7.54 (d, $J = 8.38$ Hz, 1H), 6.92 (br s, 2H), 2.83 (d, $J = 4.43$ Hz, 3H), 1.79 (s, 9H).
9	12.10 (br s, 1H), 8.46 (br d, $J = 4.52$ Hz, 1H), 7.98 (s, 1H), 7.63-7.71 (m, 2H), 7.57 (d, $J = 7.16$ Hz, 1H), 7.10 (d, $J = 4.90$ Hz, 1H), 6.15 (br s, 2H), 3.49 (quin, $J = 6.80$ Hz, 1H), 2.82 (d, $J = 4.43$ Hz, 3H), 1.36 (d, $J = 6.78$ Hz, 6H).
12	11.85 (br s, 1H), 8.13 (s, 1H), 7.57-7.70 (m, 3H), 7.11 (br d, $J = 4.99$ Hz, 1H), 6.77 (s, 1H), 6.47 (br s, 2H), 3.87 (s, 3H), 3.49 (sept, $J = 6.8$ Hz, 1H), 1.38 (d, $J = 6.8$ Hz, 6H).
13	11.74 (s, 1H), 8.33 (q, $J = 4.32$ Hz, 1H), 7.98 (d, $J = 1.33$ Hz, 1H), 7.64 (d, $J = 4.97$ Hz, 1H), 7.60 (d, $J = 8.34$ Hz, 1H), 7.53 (dd, $J = 1.52, 8.33$ Hz, 1H), 7.09 (d, $J = 4.93$ Hz, 1H), 6.70 (s, 1H), 6.45 (s, 2H), 3.48 (p, $J = 6.83$ Hz, 1H), 2.81 (d, $J = 4.48$ Hz, 3H), 1.39 (s, 3H), 1.37 (s, 3H).
14	12.14 (s, 1H), 8.62-8.52 (m, 1H), 8.27 (s, 1H), 8.01 (s, 1H), 7.71 (d, $J = 8.63$ Hz, 1H), 7.60 (d, $J = 8.39$ Hz, 1H), 6.95 (br s, 2H), 3.54-3.42 (m, 4H), 3.29 (s, 3H), 1.79 (s, 9H).
15	12.13 (s, 1H), 8.47-8.37 (m, 1H), 8.27 (s, 1H), 7.99 (s, 1H), 7.69 (d, $J = 8.58$ Hz, 1H), 7.59 (d, $J = 8.42$ Hz, 1H), 6.95 (br s, 2H), 3.39 (q, $J = 6.51$ Hz, 2H), 2.45 (t, $J = 6.80$ Hz, 2H), 2.21 (s, 6H), 1.79 (s, 9H).
16	12.14 (s, 1H), 8.45 (t, $J = 5.66$ Hz, 1H), 8.27 (s, 1H), 7.99 (s, 1H), 7.69 (dd, $J = 1.41, 8.44$ Hz, 1H), 7.60 (d, $J = 8.44$ Hz, 1H), 6.95 (br s, 2H), 3.63-3.53 (m, 4H), 3.42 (q, $J = 6.57$ Hz, 2H), 2.46-2.41 (m, 4H), 1.78 (s, 9H). 1 \times CH ₂ under solvent peak.

17	12.13 (s, 1H), 8.54 (t, $J = 5.53$ Hz, 1H), 8.27 (s, 1H), 7.99 (s, 1H), 7.69 (dd, $J = 1.38$, 8.28 Hz, 1H), 7.60 (d, $J = 8.43$ Hz, 1H), 6.96 (s, 2H), 3.58 (t, $J = 4.63$ Hz, 4H), 2.41-2.30 (m, 6H), 1.79 (s, 9H), 1.72 (p, $J = 7.35$ Hz, 2H). 1 \times CH ₂ under solvent peak.
18	12.19 (s, 1H), 11.78 (s, 1H), 8.27 (s, 1H), 7.92 (s, 1H), 7.67-7.54 (m, 2H), 6.96 (br s, 2H), 3.74 (s, 3H), 1.79 (s, 9H).
19	12.06 (s, 1H), 8.26 (s, 1H), 7.65-7.61 (m, 1H), 7.59 (d, $J = 8.24$ Hz, 1H), 7.35 (dd, $J = 1.39$, 8.27 Hz, 1H), 6.98 (br s, 2H), 3.56-3.42 (m, 4H), 1.89-1.79 (m, 4H), 1.79 (s, 9H).
20	12.05 (s, 1H), 8.27 (s, 1H), 7.60 (dd, $J = 0.71$, 8.21 Hz, 1H), 7.50 (d, $J = 0.67$ Hz, 1H), 7.22 (dd, $J = 1.39$, 8.21 Hz, 1H), 6.97 (br s, 2H), 3.00 (s, 6H), 1.79 (s, 9H).
21	12.15 (s, 1H), 8.56 (t, $J = 5.34$ Hz, 1H), 8.27 (s, 1H), 8.01 (s, 1H), 7.71 (dd, $J = 1.42$, 8.41 Hz, 1H), 7.60 (d, $J = 8.42$ Hz, 1H), 6.95 (br s, 2H), 3.62-3.49 (m, 4H), 3.52-3.41 (m, 4H), 3.25 (s, 3H), 1.79 (s, 9H).
22	12.12 (s, 1H), 8.51 (t, $J = 5.64$ Hz, 1H), 8.27 (s, 1H), 8.00 (s, 2H), 7.69 (d, $J = 8.18$ Hz, 1H), 7.59 (d, $J = 8.41$ Hz, 1H), 6.96 (br s, 2H), 3.40 (t, $J = 6.33$ Hz, 2H), 3.26 (s, 3H), 1.79 (s, 9H). 1 \times CH ₂ under ^t Bu peak at 1.79 ppm. 1 \times CH ₂ under solvent peak.
23	11.94 (s, 1H), 8.28 (t, $J = 5.50$ Hz, 1H), 8.07 (s, 1H), 7.81 (s, 1H), 7.52 (dd, $J = 1.43$, 8.38 Hz, 1H), 7.40 (d, $J = 8.41$ Hz, 1H), 6.78 (br s, 2H), 4.55 (t, $J = 5.55$ Hz, 1H), 3.34 (q, $J = 6.10$ Hz, 2H), 3.23-3.12 (m, 2H), 1.59 (s, 9H).
24	12.00 (s, 1H), 8.54 (t, $J = 5.43$ Hz, 1H), 8.27 (s, 1H), 8.00 (s, 1H), 7.69 (dd, $J = 1.41$, 8.45 Hz, 1H), 7.59 (d, $J = 8.38$ Hz, 1H), 7.04 (br s, 2H), 3.58-3.39 (m, 8H), 2.50-2.42 (m, 2H), 2.44-2.34 (m, 4H), 1.79 (s, 9H). 1 \times CH ₂ under solvent peak.
25	12.15 (s, 1H), 8.55 (t, $J = 5.40$ Hz, 1H), 8.27 (s, 1H), 8.00 (s, 1H), 7.69 (dd, $J = 1.42$, 8.46 Hz, 1H), 7.60 (d, $J = 8.36$ Hz, 1H), 6.99 (br s, 2H), 3.68-3.41 (m, 6H), 2.46 (t, $J = 5.83$ Hz, 2H), 2.18 (s, 6H), 1.79 (s, 9H).
26	12.13 (s, 1H), 8.58 (s, 1H), 8.26 (s, 1H), 7.98 (s, 1H), 7.67 (d, $J = 7.91$ Hz, 1H), 7.58 (d, $J = 8.17$ Hz, 1H), 6.99 (br s, 2H), 2.31 (t, $J = 7.13$ Hz, 2H), 2.17 (s, 6H), 1.79 (s, 9H), 1.69 (t, $J = 7.02$ Hz, 2H). 1 \times CH ₂ under solvent peak.
27	12.14 (s, 1H), 8.56 (s, 1H), 8.26 (s, 1H), 7.98 (s, 1H), 7.67 (d, $J = 8.85$ Hz, 1H), 7.58 (d, $J = 8.02$ Hz, 1H), 6.98 (br s, 2H), 2.39-2.28 (m, 7H), 1.79 (s, 9H), 1.76-1.65 (m, 2H), 1.54-1.46 (m, 5H), 1.42-1.36 (m, 2H).
28	12.13 (s, 1H), 8.52-8.43 (m, 1H), 8.27 (s, 1H), 7.99 (s, 1H), 7.69 (d, $J = 8.47$ Hz, 1H), 7.59 (d, $J = 8.38$ Hz, 1H), 6.93 (br s, 2H), 3.54 (p, $J = 6.08$ Hz, 1H), 3.44 (t, $J = 6.26$ Hz, 2H), 3.41-3.32 (m, 2H), 1.79 (s, 9H), 1.80-1.68 (m, 2H), 1.11 (s, 3H), 1.08 (s, 3H).

29	11.66 (s, 1H), 8.46 (q, $J = 4.05$ Hz, 1H), 8.26 (s, 1H), 8.00-7.92 (m, 1H), 7.65-7.61 (m, 2H), 7.03 (br s, 2H), 2.82 (d, $J = 4.41$ Hz, 3H), 1.79 (s, 9H)
30	12.21 (s, 1H), 8.48 (s, 1H), 8.27 (s, 1H), 7.99 (s, 1H), 7.68 (d, $J = 8.39$ Hz, 1H), 7.60 (d, $J = 8.38$ Hz, 1H), 7.08 (br s, 2H), 4.96 (t, $J = 5.60$ Hz, 1H), 4.45 (t, $J = 5.90$ Hz, 2H), 3.89 (q, $J = 5.82$ Hz, 2H), 2.82 (d, $J = 4.42$ Hz, 3H).
31	12.19 (s, 1H), 8.49 (d, $J = 5.00$ Hz, 1H), 8.28 (s, 1H), 8.00 (s, 1H), 7.69 (d, $J = 8.38$ Hz, 1H), 7.60 (d, $J = 8.36$ Hz, 1H), 7.09 (br s, 2H), 4.45 (t, $J = 6.99$ Hz, 2H), 3.38 (t, $J = 6.15$ Hz, 2H), 3.23 (s, 3H), 2.82 (d, $J = 4.42$ Hz, 3H), 2.10 (p, $J = 6.57$ Hz, 2H).
32	12.16 (s, 1H), 8.49 (d, $J = 4.99$ Hz, 1H), 8.29 (s, 1H), 8.00 (s, 1H), 7.69 (dd, $J = 1.40, 8.47$ Hz, 1H), 7.60 (d, $J = 8.43$ Hz, 1H), 7.18 (br s, 2H), 5.01-4.85 (m, 1H), 3.74 (d, $J = 11.97$ Hz, 2H), 3.06 (t, $J = 12.60$ Hz, 2H), 2.95 (s, 3H), 2.82 (d, $J = 4.35$ Hz, 3H), 2.34-2.16 (m, 2H), 2.17-2.06 (m, 2H).
33	12.10 (s, 1H), 8.37 (d, $J = 7.7$ Hz, 1H), 8.27 (s, 1H), 8.01 (app s, 1H), 7.72 (dd, $J = 8.4, 1.5$ Hz, 1H), 7.60 (d, $J = 8.4$ Hz, 1H), 6.92 (br, 2H), 4.08-4.00 (m, 1H), 3.92-3.88 (m, 2H), 3.40 (td, $J = 11.8, 2.0$ Hz, 2H), 1.79 (s, 9H), 1.68-1.58 (m, 2H), 1.27-1.23 (m, 2H).
34	12.22 (s, 1H), 8.48 (d, $J = 5.07$ Hz, 1H), 8.29 (s, 1H), 7.99 (s, 1H), 7.68 (dd, $J = 1.44, 8.39$ Hz, 1H), 7.59 (d, $J = 8.41$ Hz, 1H), 7.12 (br s, 2H), 4.02 (s, 3H), 2.82 (d, $J = 4.41$ Hz, 3H).
35	12.22 (s, 1H), 10.88 (s, 1H), 8.28 (s, 1H), 8.17 (s, 1H), 7.87 (d, $J = 8.30$ Hz, 1H), 7.64 (d, $J = 2.30$ Hz, 1H), 7.62 (d, $J = 8.47$ Hz, 1H), 6.97 (br s, 2H), 6.63 (d, $J = 2.32$ Hz, 1H), 4.21 (t, $J = 5.27$ Hz, 2H), 3.70 (t, $J = 5.29$ Hz, 2H), 3.25 (s, 3H), 1.80 (s, 9H).
36	12.21 (s, 1H), 10.88 (s, 1H), 8.28 (s, 1H), 8.17 (s, 1H), 7.87 (dd, $J = 1.31, 8.46$ Hz, 1H), 7.68 (d, $J = 2.20$ Hz, 1H), 7.62 (d, $J = 8.51$ Hz, 1H), 6.96 (br s, 2H), 6.63 (d, $J = 2.25$ Hz, 1H), 4.18 (t, $J = 6.68$ Hz, 2H), 3.60-3.54 (m, 4H), 2.77-2.68 (m, 2H), 2.42 (s, 4H), 1.80 (s, 9H).
37	11.85 (br, 1H), 8.37 (q, $J = 4.7$ Hz, 1H), 8.00 (s, 1H), 7.79 (d, $J = 6.1$ Hz, 1H), 7.65 (d, $J = 8.3$ Hz, 1H), 7.56 (dd, $J = 8.3, 1.6$ Hz, 1H), 6.95 (d, $J = 6.1$ Hz, 1H), 6.88 (br, 1H), 6.14 (br, 2H), 4.94 (hept, $J = 6.6$ Hz, 1H), 2.82 (d, $J = 4.4$ Hz, 3H), 1.53 (d, $J = 6.6$ Hz, 6H).
38	12.25 (s, 1H), 8.53 (q, $J = 4.3$ Hz, 1H), 8.04-7.97 (m, 1H), 7.79 (d, $J = 6.2$ Hz, 1H), 7.70 (dd, $J = 8.4, 1.4$ Hz, 1H), 7.61 (d, $J = 8.4$ Hz, 1H), 6.99 (d, $J = 6.2$ Hz, 1H), 5.98 (s, 2H), 4.97 (hept, $J = 6.7$ Hz, 1H), 2.82 (d, $J = 4.5$ Hz, 3H), 1.52 (d, $J = 6.7$ Hz, 6H).

39	12.35 (s, 1H), 8.53 (q, $J = 4.3$ Hz, 1H), 8.02-7.98 (m, 1H), 7.79 (d, $J = 6.2$ Hz, 1H), 7.71 (dd, $J = 8.4, 1.4$ Hz, 1H), 7.54 (d, $J = 8.4$ Hz, 1H), 6.99 (d, $J = 6.2$ Hz, 1H), 5.95 (s, 2H), 4.97 (hept, $J = 6.7$ Hz, 1H), 2.82 (d, $J = 4.3$ Hz, 3H), 1.52 (d, $J = 6.7$ Hz, 6H).
40	12.22 (s, 1H), 10.87 (s, 1H), 8.27 (s, 1H), 8.17 (s, 1H), 7.87 (dd, $J = 1.36, 8.46$ Hz, 1H), 7.67 (d, $J = 2.32$ Hz, 1H), 7.61 (d, $J = 8.48$ Hz, 1H), 6.97 (br s, 2H), 6.62 (d, $J = 2.26$ Hz, 1H), 4.14 (t, $J = 6.56$ Hz, 2H), 2.66 (t, $J = 6.54$ Hz, 2H), 2.19 (s, 6H), 1.80 (s, 9H).
41	12.22 (s, 1H), 10.87 (s, 1H), 8.27 (s, 1H), 8.18-8.14 (m, 1H), 7.87 (dd, $J = 1.48, 8.44$ Hz, 1H), 7.66 (d, $J = 2.26$ Hz, 1H), 7.61 (d, $J = 8.45$ Hz, 1H), 6.98 (br s, 2H), 6.63 (d, $J = 2.26$ Hz, 1H), 4.16 (t, $J = 6.61$ Hz, 2H), 2.71 (t, $J = 6.62$ Hz, 2H), 2.44 (br s, 4H), 2.34 (br s, 4H), 2.17 (s, 3H), 1.79 (s, 9H).
42	8.42 (d, $J = 5.20$ Hz, 1H), 8.25 (s, 1H), 7.98 (s, 1H), 7.67-7.50 (m, 4H), 4.42 (t, $J = 6.44$ Hz, 2H), 3.12 (t, $J = 6.42$ Hz, 2H), 2.81 (d, $J = 4.41$ Hz, 3H). NH ₂ and indole NH not visible.
43	12.21 (s, 1H), 10.88 (s, 1H), 8.28 (s, 1H), 8.17 (s, 1H), 7.87 (dd, $J = 1.24, 8.53$ Hz, 1H), 7.67-7.57 (m, 2H), 6.95 (br s, 2H), 6.63 (d, $J = 2.27$ Hz, 1H), 4.90 (t, $J = 5.30$ Hz, 1H), 4.09 (t, $J = 5.65$ Hz, 2H), 3.75 (q, $J = 5.57$ Hz, 2H), 1.80 (s, 9H).
44	12.21 (br s, 1H), 8.51 (app q, 1H), 8.38 (s, 1H), 7.98 (s, 1H), 7.88 (s, 1H), 7.71 (dd, $J = 8.4, 1.4$ Hz, 1H), 7.59 (d, $J = 8.4$ Hz, 1H), 2.81 (d, $J = 4.4$ Hz, 3H). NH ₂ signals not present.
45	11.92 (s, 1H), 8.42-8.36 (over-lapping m, 2H), 7.96 (s, 1H), 7.76 (s, 1H), 7.64 (d, $J = 8.4$ Hz, 1H), 7.59 (dd, $J = 8.4, 1.5$ Hz, 1H), 6.70 (s, 1H), 2.81 (d, $J = 4.4$ Hz, 3H). NH ₂ signals not present.
46	8.88 (s, 1H), 8.31 (s, 1H), 8.27 (app s, 1H), 8.13-8.09 (over-lapping m, 2H), 8.01 (d, $J = 7.0$ Hz, 1H), 1.82 (s, 9H). NH ₂ signals not present.
47	11.71 (s, 1H), 8.37 (q, $J = 4.5$ Hz, 1H), 7.96 (s, 1H), 7.92 (s, 1H), 7.59-7.53 (over-lapping m, 2H), 7.43-6.82 (br s, 2H), 6.76 (s, 1H), 6.57 (d, $J = 1.1$ Hz, 1H), 3.45 (hept, $J = 6.9$ Hz, 1H), 2.81 (d, $J = 4.5$ Hz, 3H), 1.34 (d, $J = 6.9$ Hz, 6H).
48	11.94 (s, 1H), 8.47 (q, $J = 4.3$ Hz, 1H), 7.98 (s, 1H), 7.93 (d, $J = 1.5$ Hz, 1H), 7.67 (dd, $J = 8.4, 1.5$ Hz, 1H), 7.53 (d, $J = 8.4$ Hz, 1H), 6.74 (s, 1H), 3.46 (hept, $J = 7.0$ Hz, 1H), 2.81 (d, $J = 4.3$ Hz, 3H), 1.34 (d, $J = 7.0$ Hz, 6H). NH ₂ signals not present.
49	12.10 (s, 1H), 8.48 (app q, 1H), 8.34 (br s, 1H), 7.98-7.97 (m, 1H), 7.97 (s, 1H), 7.67 (dd, $J = 8.4, 1.5$ Hz, 1H), 7.56 (d, $J = 8.4$ Hz, 1H), 6.65 (br s, 1H), 3.56 (hept, $J = 7.0$ Hz, 1H), 2.82 (d, $J = 4.4$ Hz, 3H), 1.38 (d, $J = 7.0$ Hz, 6H).

50	12.50 (s, 1H), 8.46 (q, $J = 4.7$ Hz, 1H), 8.26 (s, 1H), 8.12 (d, $J = 8.4$ Hz, 1H), 7.93 (d, $J = 8.4$ Hz, 1H), 7.07 (br s, 2H), 2.88 (d, $J = 4.8$ Hz, 3H), 1.78 (s, 9H).
51	ND
52	12.28 (s, 1H), 8.27 (s, 1H), 8.11 (dd, $J = 1.5, 0.7$ Hz, 1H), 7.84-7.74 (m, 1H), 7.67 (d, $J = 8.4$ Hz, 1H), 7.01 (s, 2H), 3.89 (s, 3H), 1.79 (s, 9H).
53	11.83 (s, 1H), 8.27 (s, 1H), 8.24 (d, $J = 4.6$ Hz, 1H), 7.70 (s, 1H), 7.49 (s, 1H), 7.04 (br, 2H), 6.84 (s, 1H), 2.79 (d, $J = 4.6$ Hz, 3H), 1.79 (s, 9H).
54	11.44 (s, 1H), 9.89 (s, 1H), 8.25 (s, 1H), 8.06 (app s, 1H), 7.50 (d, $J = 8.5$ Hz, 1H), 7.09 (dd, $J = 8.5, 1.9$ Hz, 1H), 6.99 (br, 2H), 6.77-6.75 (br dd, 1H), 2.06 (s, 3H), 1.78 (s, 9H).
55	12.24 (s, 1H), 8.27 (s, 1H), 8.09 (br dd, 1H), 7.81 (dd, $J = 8.5, 1.5$ Hz, 1H), 7.65 (d, $J = 8.5$ Hz, 1H), 7.14-6.80 (br, 2H), 3.12 (q, $J = 7.1$ Hz, 2H), 1.79 (s, 9H), 1.14 (t, $J = 7.1$ Hz, 3H).
56	12.09 (s, 1H), 8.27 (s, 1H), 8.25 (br s, 1H), 8.00 (app s, 1H), 7.72 (dd, $J = 8.4, 1.5$ Hz, 1H), 7.59 (d, $J = 8.4$ Hz, 1H), 7.15-6.65 (br, 2H), 4.19-4.10 (m, 1H), 1.79 (s, 9H), 1.20 (d, $J = 6.6$ Hz, 6H).
57	12.11 (s, 1H), 8.51 (br t, 1H), 8.27 (s, 1H), 8.00 (app s, 1H), 7.70 (dd, $J = 8.4, 1.5$ Hz, 1H), 7.59 (d, $J = 8.4$ Hz, 1H), 7.20-6.60 (br, 2H), 3.36-3.29 (assume q, 2H, obscured by solvent), 1.79 (s, 9H), 1.15 (t, $J = 7.2$ Hz, 3H).
58	12.11 (s, 1H), 8.48 (br d, $J = 4.3$ Hz, 1H), 8.27 (s, 1H), 7.98 (app s, 1H), 7.68 (dd, $J = 8.4, 1.4$ Hz, 1H), 7.58 (d, $J = 8.4$ Hz, 1H), 7.15-6.65 (br, 2H), 2.92-2.86 (m, 1H), 1.78 (s, 9H), 0.73-0.68 (m, 2H), 0.63-0.58 (m, 2H).
59	12.22 (br, 1H), 10.30 (s, 1H), 8.27 (s, 1H), 8.13 (s, 1H), 7.82 (app d, 3H), 7.67 (d, $J = 8.5$ Hz, 1H), 7.36 (app t, 2H), 7.10 (app t, 1H), 6.95 (br, 2H), 1.79 (s, 9H).
60	8.42 (br q, $J = 4.6$ Hz, 1H), 8.28 (s, 1H), 8.11 (app s, 1H), 7.68 (app d, $J = 8.3$ Hz, 1H), 7.63 (dd, $J = 8.3, 1.4$ Hz, 1H), 6.84 (d, $J = 0.8$ Hz, 1H), 3.91 (s, 3H), 2.84 (d, $J = 4.6$ Hz, 3H), 1.79 (s, 9H). NH ₂ signals not present.
61	11.90 (s, 1H), 8.38 (br q, $J = 4.6$ Hz, 1H), 8.01 (app s, 1H), 7.79 (s, 1H), 7.67 (d, $J = 8.3$ Hz, 1H), 7.57 (dd, $J = 8.3, 1.6$ Hz, 1H), 6.88 (s, 1H), 6.31 (s, 2H), 5.59 (hept, $J = 6.6$ Hz, 1H), 2.82 (d, $J = 4.6$ Hz, 3H), 1.58 (d, $J = 6.6$ Hz, 6H).
62	12.20 (s, 1H), 8.50 (d, $J = 5.15$ Hz, 1H), 8.27 (s, 1H), 8.01 (d, $J = 1.24$ Hz, 1H), 7.70 (dd, $J = 1.36, 8.38$ Hz, 1H), 7.61 (d, $J = 8.38$ Hz, 1H), 7.07 (br s, 2H), 5.39 (p, $J =$

	8.46 Hz, 1H), 2.82 (d, $J = 4.39$ Hz, 3H), 2.79-2.64 (m, 2H), 2.49-2.39 (m, 2H), 1.98-1.81 (m, 2H).
63	11.88 (s, 1H), 8.39 (d, $J = 4.21$ Hz, 1H), 8.27 (s, 1H), 8.00 (s, 1H), 7.65 (d, $J = 8.34$ Hz, 1H), 7.56 (dd, $J = 1.54, 8.41$ Hz, 1H), 7.14 (br s, 2H), 6.89 (s, 1H), 4.72 (tt, $J = 4.41, 10.77$ Hz, 1H), 2.82 (d, $J = 4.36$ Hz, 3H), 2.07-1.67 (m, 6H), 1.58-1.18 (m, 4H).
64	11.84 (s, 1H), 8.37 (d, $J = 4.99$ Hz, 1H), 8.27 (s, 1H), 8.00 (s, 1H), 7.65 (d, $J = 8.35$ Hz, 1H), 7.55 (dd, $J = 1.25, 8.45$ Hz, 1H), 7.11 (br s, 2H), 6.89 (s, 1H), 5.33-5.21 (m, 1H), 2.82 (d, $J = 4.43$ Hz, 3H), 2.19-2.06 (m, 4H), 2.01-1.88 (m, 2H), 1.79-1.67 (m, 2H).
65	12.14 (s, 1H), 8.48 (s, 1H), 8.26 (s, 1H), 8.00 (s, 1H), 7.69 (d, $J = 8.50$ Hz, 1H), 7.60 (d, $J = 8.38$ Hz, 1H), 7.02 (br s, 2H), 4.82-4.65 (m, 1H), 2.82 (d, $J = 4.42$ Hz, 3H), 2.04-1.93 (m, 6H), 1.93-1.66 (m, 4H).
66	11.96 (s, 1H), 8.37 (d, $J = 4.70$ Hz, 1H), 8.29 (s, 1H), 7.99 (s, 1H), 7.65 (d, $J = 8.43$ Hz, 1H), 7.55 (dd, $J = 1.54, 8.37$ Hz, 1H), 7.15 (br s, 2H), 6.91 (s, 1H), 4.43 (q, $J = 7.21$ Hz, 2H), 2.81 (d, $J = 4.42$ Hz, 3H), 1.46 (t, $J = 7.20$ Hz, 3H).
67	11.92 (s, 1H), 8.37 (d, $J = 4.95$ Hz, 1H), 8.30 (s, 1H), 7.98 (s, 1H), 7.65 (d, $J = 8.31$ Hz, 1H), 7.55 (dd, $J = 1.50, 8.28$ Hz, 1H), 7.14 (br s, 2H), 6.89 (s, 1H), 3.89 (tt, $J = 3.81, 7.40$ Hz, 1H), 2.81 (d, $J = 4.39$ Hz, 3H), 1.34-1.18 (m, 2H), 1.23-1.07 (m, 2H).
68	12.14 (s, 1H), 8.27 (s, 1H), 8.05-7.99 (over-lapping m, 2H), 7.73 (dd, $J = 8.4, 1.4$ Hz, 1H), 7.58 (d, $J = 8.4$ Hz, 1H), 7.28 (br, 1H), 7.05-6.80 (br, 2H), 1.79 (s, 9H).
69	12.20 (s, 1H), 8.31 (br q, $J = 4.6$ Hz, 1H), 8.27 (s, 1H), 7.60 (s, 1H), 7.50 (s, 1H), 6.94 (br, 2H), 2.80 (d, $J = 4.6$ Hz, 3H), 1.78 (s, 9H).
70	11.52 (br s, 1H), 9.51 (br s, 1H), 8.25 (s, 1H), 7.56 (d, $J = 8.5$ Hz, 1H), 7.44-7.40 (m, 1H), 7.01 (br, 2H), 6.97 (dd, $J = 8.5, 1.9$ Hz, 1H), 6.79 (br d, 1H), 2.92 (s, 3H), 1.78 (s, 9H).
71	11.31 (s, 1H), 8.43 (s, 1H), 8.24 (s, 1H), 7.82 (app s, 1H), 7.43 (d, $J = 8.5$ Hz, 1H), 6.99 (br, 2H), 6.89 (dd, $J = 8.5, 1.9$ Hz, 1H), 6.70-6.69 (m, 1H), 5.92 (q, $J = 4.6$ Hz, 1H), 2.66 (d, $J = 4.6$ Hz, 3H), 1.78 (s, 9H).
72	12.17 (s, 1H), 8.76 (t, $J = 5.6$ Hz, 1H), 8.27 (s, 1H), 8.01 (app s, 1H), 7.70 (dd, $J = 8.5, 1.5$ Hz, 1H), 7.62 (d, $J = 8.5$ Hz, 1H), 6.94 (br, 2H), 3.72 (app q, 2H), 3.42 (t, $J = 6.9$ Hz, 2H), 3.05 (s, 3H), 1.79 (s, 9H).
73	12.25 (s, 1H), 10.80 (s, 1H), 8.40 (ddd, $J = 4.8, 2.0, 0.9$ Hz, 1H), 8.27 (s, 1H), 8.23 (dt, $J = 8.4, 0.9$ Hz, 1H), 8.20 (app s, 1H), 7.90-7.83 (over-lapping m, 2H), 7.65 (d, $J = 8.4$ Hz, 1H), 7.17 (ddd, $J = 7.3, 4.8, 1.0$ Hz, 1H), 6.97 (br, 2H), 1.79 (s, 9H).

74	12.18 (s, 1H), 8.50 (br q, $J = 4.5$ Hz, 1H), 8.28 (s, 1H), 7.98 (app s, 1H), 7.65 (d, $J = 1.1$ Hz, 1H), 7.07 (br, 2H), 6.83 (s, 1H), 2.82 (d, $J = 4.5$ Hz, 3H), 1.80 (s, 9H).
75	12.14 (br, 1H), 9.09 (t, $J = 6.0$ Hz, 1H), 8.27 (s, 1H), 8.06 (app s, 1H), 7.76 (dd, $J = 8.5, 1.4$ Hz, 1H), 7.62 (d, $J = 8.5$ Hz, 1H), 7.36-7.21 (over-lapping m, assume 5H), 6.94 (br, 2H), 4.52 (d, $J = 6.0$ Hz, 2H), 1.79 (s, 9H)
76	12.13 (s, 1H), 8.61 (t, $J = 5.6$ Hz, 1H), 8.27 (s, 1H), 7.99 (app s, 1H), 7.69 (dd, $J = 8.4, 1.4$ Hz, 1H), 7.60 (d, $J = 8.4$ Hz, 1H), 7.33-7.25 (over-lapping m, 4H), 7.23-7.18 (m, 1H), 6.93 (br, 2H), 3.55-3.49 (m, 2H), 2.89 (app t, 2H), 1.79 (s, 9H).
77	12.16 (s, 1H), 8.72 (t, $J = 5.6$ Hz, 1H), 8.27 (s, 1H), 8.00 (app s, 1H), 7.70 (dd, $J = 8.4, 1.5$ Hz, 1H), 7.62 (d, $J = 8.4$ Hz, 1H), 6.93 (br, 2H), 3.54 (app q, 2H), 2.65-2.51 (m, 2H), 1.79 (s, 9H).
78	12.16 (s, 1H), 8.77 (t, $J = 5.6$ Hz, 1H), 8.27 (s, 1H), 8.02 (app s, 1H), 7.71 (dd, $J = 8.4, 1.5$ Hz, 1H), 7.62 (d, $J = 8.4$ Hz, 1H), 6.93 (br, 2H), 4.23 (t, $J = 5.5$ Hz, 2H), 3.61 (q, $J = 5.5$ Hz, 2H), 1.79 (s, 9H).
79	12.20 (s, 1H), 9.44 (t, $J = 6.0$ Hz, 1H), 8.27 (s, 1H), 8.08 (app s, 1H), 7.77-7.74 (over-lapping m, 2H), 7.65-7.62 (over-lapping m, 2H), 4.79 (d, $J = 6.0$ Hz, 2H), 1.79 (s, 9H). NH ₂ signals not present.
80	12.11 (s, 1H), 8.53 (br t, $J = 6.0$ Hz, 1H), 8.27 (s, 1H), 8.00 (app s, 1H), 7.71 (dd, $J = 8.4, 1.5$ Hz, 1H), 7.59 (d, $J = 8.4$ Hz, 1H), 6.92 (br, 2H), 3.87-3.84 (m, 2H), 3.28 (td, obscured by solvent assume 2H), 3.19 (app t, $J = 6.3$ Hz, 2H), 1.88-1.74 (m, 1H), 1.78 (s, 9H), 1.65-1.58 (m, 2H), 1.27-1.16 (m, 2H).
81	11.50 (s, 1H), 8.38 (br q, 1H), 8.26 (s, 1H), 7.93 (app s, 1H), 7.60 (app s, 2H), 6.80 (br, 2H), 2.81 (d, $J = 4.4$ Hz, 3H), 2.33 (s, 3H), 1.78 (s, 9H)
82	11.70 (s, 1H), 10.00 (s, 1H), 8.25 (s, 1H), 8.08 (app s, 1H), 7.46 (d, $J = 8.6$ Hz, 1H), 7.21 (br dd, 1H), 6.84 (br, 2H), 2.07 (s, 3H), 1.77 (s, 9H).
83	8.49 (q, $J = 4.4$ Hz, 1H), 8.27 (s, 1H), 8.17 (br, 1H), 7.74 (dd, $J = 8.4, 1.4$ Hz, 1H), 7.63 (app d, $J = 8.4$ Hz, 1H), 3.74 (s, 3H), 2.85 (d, $J = 4.4$ Hz, 3H), 1.79 (s, 9H). NH ₂ signals not present.
84	11.97 (s, 1H), 8.25 (d, $J = 4.67$ Hz, 1H), 8.05 (s, 1H), 7.77 (d, $J = 1.23$ Hz, 1H), 7.46 (dd, $J = 1.42, 8.45$ Hz, 1H), 7.37 (d, $J = 8.44$ Hz, 1H), 6.86 (br s, 2H), 4.21 (q, $J = 7.23$ Hz, 2H), 2.59 (d, $J = 4.43$ Hz, 3H), 1.23 (t, $J = 7.20$ Hz, 3H).
85	12.19 (s, 1H), 8.48 (d, $J = 4.55$ Hz, 1H), 8.29 (s, 1H), 7.98 (d, $J = 1.28$ Hz, 1H), 7.68 (d, $J = 8.55$ Hz, 1H), 7.59 (d, $J = 8.38$ Hz, 1H), 7.07 (br s, 2H), 3.94 (tt, $J = 3.86, 7.38$ Hz, 1H), 2.82 (d, $J = 4.44$ Hz, 3H), 1.31-1.06 (m, 4H).

86	12.15 (s, 1H), 8.49 (q, $J = 4.22$ Hz, 1H), 8.27 (s, 1H), 8.04-7.97 (m, 1H), 7.70 (dd, $J = 1.45, 8.42$ Hz, 1H), 7.60 (d, $J = 8.41$ Hz, 1H), 7.05 (br s, 2H), 5.29 (p, $J = 7.19$ Hz, 1H), 2.82 (d, $J = 4.42$ Hz, 3H), 2.23-1.98 (m, 4H), 1.98-1.82 (m, 2H), 1.81-1.67 (m, 2H).
87	12.49 (s, 1H), 8.57 (br q, $J = 4.4$ Hz, 1H), 8.26 (s, 1H), 7.94 (d, $J = 1.2$ Hz, 1H), 7.66 (s, 1H), 7.01 (br, 2H), 2.81 (d, $J = 4.5$ Hz, 3H), 1.78 (s, 9H).
88	12.67 (s, 1H), 12.33 (s, 1H), 8.29 (app s, 1H), 8.28 (s, 1H), 7.96 (dd, $J = 8.4, 1.5$ Hz, 1H), 7.68 (d, $J = 8.4$ Hz, 1H), 7.58 (d, $J = 3.4$ Hz, 1H), 7.29 (d, $J = 3.4$ Hz, 1H), 6.98 (br, 2H), 1.79 (s, 9H).
89	12.15 (s, 1H), 8.51 (d, $J = 4.25$ Hz, 1H), 8.29 (s, 1H), 7.99 (dd, $J = 0.70, 1.44$ Hz, 1H), 7.69 (dd, $J = 1.41, 8.47$ Hz, 1H), 7.60 (d, $J = 8.42$ Hz, 1H), 7.10 (br s, 2H), 5.02-4.85 (m, 1H), 3.74 (d, $J = 12.03$ Hz, 2H), 3.12-3.00 (m, 2H), 2.95 (s, 3H), 2.96-2.82 (m, 1H), 2.35-2.07 (m, 2H), 0.78-0.62 (m, 2H), 0.67-0.55 (m, 2H). $1 \times \text{CH}_2$ not visible.
90	12.13 (s, 1H), 8.50 (d, $J = 4.27$ Hz, 1H), 8.28 (s, 1H), 7.99 (s, 1H), 8.02-7.95 (m, 1H), 7.69 (d, $J = 8.40$ Hz, 1H), 7.59 (d, $J = 8.45$ Hz, 1H), 7.06 (br s, 2H), 5.06-4.89 (m, 1H), 4.10 (d, $J = 13.01$ Hz, 2H), 3.03 (br s, 2H), 2.97-2.82 (m, 1H), 2.13-1.95 (m, 4H), 1.43 (s, 9H), 0.78-0.55 (m, 4H).
91	12.11 (s, 1H), 8.50 (br t, $J = 5.6$ Hz, 1H), 8.27 (s, 1H), 8.00 (app s, 1H), 7.71 (dd, $J = 8.4, 1.5$ Hz, 1H), 7.60 (d, $J = 8.4$ Hz, 1H), 6.93 (br, 2H), 3.29-3.23 (m, 2H), 1.79 (s, 9H), 1.57 (sext, $J = 7.3$ Hz, 2H), 0.91 (t, $J = 7.3$ Hz, 3H).
92	12.27 (s, 1H), 8.49 (br q, $J = 4.5$ Hz, 1H), 8.01 (app s, 1H), 7.80 (s, 1H), 7.71 (dd, $J = 8.4, 1.5$ Hz, 1H), 7.62 (d, $J = 8.4$ Hz, 1H), 6.06 (s, 2H), 5.60 (hept, $J = 6.6$ Hz, 1H), 2.82 (d, $J = 4.5$ Hz, 3H), 1.56 (d, $J = 6.6$ Hz, 6H).
93	12.33 (s, 1H), 9.27 (d, $J = 10.86$ Hz, 1H), 8.94 (d, $J = 10.35$ Hz, 1H), 8.54 (d, $J = 4.33$ Hz, 1H), 8.52 (s, 1H), 8.03 (s, 1H), 7.71 (dd, $J = 1.42, 8.46$ Hz, 1H), 7.61 (d, $J = 8.46$ Hz, 1H), 5.26-5.12 (m, 1H), 3.77-3.58 (m, 1H), 3.55-3.42 (m, 1H), 3.30-3.13 (m, 2H), 2.90 (dq, $J = 4.05, 7.25$ Hz, 1H), 2.40 (q, $J = 11.18, 11.95$ Hz, 2H), 2.20 (d, $J = 13.07$ Hz, 2H), 0.78-0.56 (m, 4H).
94	12.17 (s, 1H), 8.48 (br q, 1H), 8.28 (s, 1H), 8.00 (s, 1H), 7.70 (br d, 1H), 7.60 (br d, 1H), 7.04 (br, 2H), 4.31 (d, $J = 7.0$ Hz, 2H), 3.85-3.81 (m, 2H), 3.26 (br t, 2H), 2.82 (d, $J = 4.4$ Hz, 3H), 2.28-2.15 (m, 1H), 1.51-1.40 (m, 2H), 1.37-1.23 (m, 2H).
95	ND

96	12.14 (br, 1H), 8.49 (d, $J = 4.2$ Hz, 1H), 8.28 (s, 1H), 7.99 (app s, 1H), 7.68 (dd, $J = 8.4, 1.4$ Hz, 1H), 7.58 (d, $J = 8.4$ Hz, 1H), 7.06 (br, 2H), 4.31 (d, $J = 7.1$ Hz, 2H), 3.85-3.81 (m, 2H), 3.29-3.22 (m, 2H), 2.92-2.86 (m, 1H), 2.28-2.17 (m, 1H), 1.50-1.42 (m, 2H), 1.38-1.26 (m, 2H), 0.73-0.68 (m, 2H), 0.63-0.59 (m, 2H).
97	8.66 (br q, $J = 4.4$ Hz, 1H), 8.32 (br s, 1H), 8.27 (s, 1H), 7.90 (dd, $J = 8.4, 1.4$ Hz, 1H), 7.76 (t, $J = 57.3$ Hz, 1H), 7.74 (app d, $J = 8.4$ Hz, 1H), 7.21 (br, 2H), 2.85 (d, $J = 4.4$ Hz, 3H), 1.77 (s, 9H).
98	12.14 (s, 1H), 8.50 (br t, 1H), 8.29 (s, 1H), 8.01 (app s, 1H), 7.71 (br dd, 1H), 7.60 (br d, 1H), 5.58-5.52 (m, 1H), 4.17-4.07 (over-lapping m, 1H), 4.14-4.07 (m, 1H), 3.99 (dd, $J = 9.2, 4.4$ Hz, 1H), 3.94-3.89 (m, 1H), 3.29-3.23 (m, 2H), 2.48-2.43 (m, 2H), 1.57 (app sext, 2H), 0.91 (t, $J = 7.4$ Hz, 3H). NH ₂ signals not observed.
99	12.22 (s, 1H), 8.52 (br t, 1H), 8.35 (s, 1H), 8.01 (app s, 1H), 7.71 (br d, 1H), 7.61 (br d, 1H), 5.35 (q, $J = 8.9$ Hz, 2H), 3.33 (assume 2H, obscured by solvent), 1.15 (t, $J = 7.2$ Hz, 3H). NH ₂ signals not observed.
100	12.23 (s, 1H), 8.49 (br q, 1H), 8.35 (s, 1H), 8.01 (app s, 1H), 7.70 (br dd, 1H), 7.62 (br d, 1H), 5.35 (q, $J = 9.0$ Hz, 2H), 2.82 (d, $J = 4.5$ Hz, 3H). NH ₂ signals not observed.
101	12.14 (s, 1H), 8.49 (br d, $J = 4.2$ Hz, 1H), 8.29 (s, 1H), 7.99 (app s, 1H), 7.68 (dd, $J = 8.4, 1.3$ Hz, 1H), 7.59 (d, $J = 8.4$ Hz, 1H), 7.09 (br, 2H), 5.58-5.52 (m, 1H), 4.15 (dd, $J = 9.2, 6.9$ Hz, 1H), 4.09 (q, $J = 7.5$ Hz, 1H), 3.99 (dd, $J = 9.2, 4.3$ Hz, 1H), 3.94-3.89 (m, 1H), 2.92-2.86 (m, 1H), 2.47-2.42 (m, 2H), 0.73-0.68 (m, 2H), 0.63-0.59 (m, 2H).
102	12.21 (s, 1H), 8.50 (br d, 1H), 8.35 (s, 1H), 7.99 (app s, 1H), 7.69 (br d, 1H), 7.60 (br d, 1H), 5.35 (q, $J = 9.0$ Hz, 2H), 2.91-2.87 (m, 1H), 0.73-0.68 (m, 2H), 0.63-0.59 (m, 2H). NH ₂ signals not observed.
103	12.13 (s, 1H), 8.49 (d, $J = 4.2$ Hz, 1H), 8.28 (s, 1H), 7.99 (app s, 1H), 7.68 (dd, $J = 8.4, 1.5$ Hz, 1H), 7.59 (d, $J = 8.4$ Hz, 1H), 5.03-4.97 (m, 1H), 4.04-4.00 (m, 2H), 3.57 (app t, 2H), 2.91-2.87 (m, 1H), 2.28-2.18 (m, 2H), 1.97-1.91 (m, 2H), 0.73-0.68 (m, 2H), 0.63-0.59 (m, 2H). NH ₂ signals not observed.
104	8.49 (d, $J = 4.27$ Hz, 1H), 8.27 (s, 1H), 7.99 (s, 1H), 7.68 (dd, $J = 1.44, 8.45$ Hz, 1H), 7.58 (d, $J = 8.39$ Hz, 1H), 7.16 (br s, 2H), 5.23 (p, $J = 8.14$ Hz, 1H), 4.95 (s, 1H), 4.24 (dt, $J = 6.04, 11.97$ Hz, 1H), 2.90 (tt, $J = 4.07, 7.12$ Hz, 1H), 2.50-2.36 (m, 1H), 2.29-2.00 (m, 3H), 1.90 (dq, $J = 7.16, 13.75$ Hz, 1H), 1.80 (dt, $J = 6.47, 12.64$ Hz, 1H), 0.78-0.66 (m, 2H), 0.66-0.55 (m, 2H). Indole NH not visible.
105	ND

106	11.70 (s, 1H), 9.34 (s, 1H), 8.04 (s, 1H), 7.91 (d, $J = 1.2$ Hz, 1H), 7.54 (d, $J = 8.3$ Hz, 1H), 7.44 (dd, $J = 8.3, 1.6$ Hz, 1H), 6.92 (s, 2H), 6.72 (s, 1H), 4.88 (p, $J = 6.7$ Hz, 1H), 2.30-2.21 (m, 18H), 1.31 (d, $J = 6.7$ Hz, 6H).
107	12.25 (s, 1H), 9.62 (s, 1H), 8.27 (s, 1H), 8.13 (d, $J = 1.4$ Hz, 1H), 7.81 (d, $J = 8.2$ Hz, 1H), 7.72 (d, $J = 8.4$ Hz, 1H), 7.10 (s, 2H), 5.13 (p, $J = 6.6$ Hz, 1H), 1.54 (d, $J = 6.6$ Hz, 6H).
108	11.90 (s, 1H), 8.28 (s, 1H), 8.23-8.09 (m, 2H), 7.81-7.67 (m, 2H), 7.37 (d, $J = 0.8$ Hz, 1H), 7.15 (s, 2H), 6.94 (s, 1H), 5.12 (p, $J = 6.7$ Hz, 1H), 1.55 (d, $J = 6.7$ Hz, 6H).
109	12.00 (s, 1H), 8.05 (d, $J = 14.3$ Hz, 2H), 7.89 (s, 1H), 7.64 (d, $J = 8.5$ Hz, 1H), 7.51 (d, $J = 8.5$ Hz, 1H), 7.20 (d, $J = 0.8$ Hz, 1H), 4.93 (p, $J = 6.7$ Hz, 1H), 1.34 (d, $J = 6.7$ Hz, 6H). NH ₂ signals not observed.

Synthesis of Other Examples

Example 39 - 2-[4-Amino-1-(propan-2-yl)-1H-pyrazolo[4,3-c]pyridin-3-yl]-3-bromo-N-methyl-1H-indole-6-carboxamide

[00259] Prepared according to a similar procedure to that used in General Method 8 from 2-(4-amino-1-isopropyl-1H-pyrazolo [4,3-c]pyridin-3-yl)-N-methyl-1H-indole-6-carboxamide (100 mg, 0.287 mmol) and NBS (56 mg, 0.32 mmol) for a reaction time of 1 h (7:3 mixture of mono- and dibrominated products observed by HPLC) and purified by fcc (0-5% MeOH:DCM) to return the title compound (31 mg, 25%) as a brown solid.

Example 51 - 2-{4-Amino-1-tert-butyl-1H-pyrazolo[3,4-d]pyrimidin-3-yl}-N-methyl-1H-pyrrolo[2,3-b]pyridine-6-carboxamide

[00260] A mixture of 6-amino-5-((4-amino-1-(tert-butyl)-1H-pyrazolo[3,4-d]pyrimidin-3-yl)ethynyl)-N-methylpicolinamide (138 mg, 0.38 mmol) and potassium *tert*-butoxide (1.0 M in THF, 1.89 mL) in DMF (7 mL) was stirred at room temperature for 20 h and then at 90 °C for 16 h. The solvent was concentrated *in vacuo* and the resulting residue taken up in MeOH (10 mL) and azetroped with heptane (20 mL). The solid that formed was dissolved in MeOH (10 mL) and purified by capture/release with MP-TsOH resin, washing with MeOH (50 mL) and eluting with NH₃/MeOH (1%, 30 mL). The crude product was purified by fcc (0-5% MeOH (+ 1% NH₃) in DCM) to return the title compound (22 mg, 91% pure by HPLC, 16%) as a yellow solid.

Example 54 - *N*-(2-(4-Amino-1-*tert*-butyl-1*H*-pyrazolo[3,4-*d*]pyrimidin-3-yl)-1*H*-indol-6-yl)acetamide

[00261] To a solution of 3-(6-amino-1*H*-indol-2-yl)-1-(*tert*-butyl)-1*H*-pyrazolo[3,4-*d*]pyrimidin-4-amine (51 mg, 0.15 mmol) in DCM (2 mL) was added pyridine (20 μ L, 0.25 mmol) then acetic anhydride (20 μ L, 0.15 mmol) and the resulting mixture stirred at room temperature for 70 mins. EtOAc (20 mL) and water (10 mL) were added and the biphasic mixture separated. The organic layer was washed with sat aq NH_4Cl (10 mL), sat aq NaHCO_3 (10 mL) and brine (2 \times 10 mL), then dried and concentrated *in vacuo*. The crude product was purified by fcc (0-10% MeOH in DCM) to return the title compound (29 mg, 53%) as an off-white solid.

Example 55 - 1-(2-(4-Amino-1-*tert*-butyl-1*H*-pyrazolo[3,4-*d*]pyrimidin-3-yl)-3-chloro-1*H*-indol-6-yl)propan-1-one

[00262] To a solution of 1-(2-(4-amino-1-(*tert*-butyl)-1*H*-pyrazolo[3,4-*d*]pyrimidin-3-yl)-3-chloro-1*H*-indol-6-yl)propan-1-ol (32 mg, 0.079 mmol) in DCM (3 mL) was added a suspension of DMP (40 mg, 0.095 mmol) in DCM (3 mL) dropwise. The resulting mixture was stirred at room temperature for 45 mins, then diluted with aq NaOH (1.0 M, 30 mL) and stirred for a further 15 mins. EtOAc (30 mL) was added and the biphasic mixture separated. The organic layer was washed with water (30 mL), brine (30 mL), then dried and concentrated *in vacuo*. The crude product was purified by fcc (0-5% MeOH in DCM) to return the title compound (9 mg, 91% pure by HPLC, 29%) as a brown solid.

Example 70 - *N*-(2-(4-Amino-1-(*tert*-butyl)-1*H*-pyrazolo[3,4-*d*]pyrimidin-3-yl)-1*H*-indol-6-yl)methanesulfonamide

[00263] To a mixture of 3-(6-amino-1*H*-indol-2-yl)-1-(*tert*-butyl)-1*H*-pyrazolo[3,4-*d*]pyrimidin-4-amine (40 mg, 0.12 mmol) and pyridine (20 μ L, 0.25 mmol) in DCM (1 mL) at 0 $^\circ\text{C}$ was added methanesulfonyl chloride (15 μ L, 0.19 mmol). The resulting mixture was maintained at 0 $^\circ\text{C}$ for 1 h then partitioned between MeOH in DCM (1:9, 10 mL) and water (10 mL). The pH was adjusted to between 7 and 8 through the addition of HCl (1.0 M) and sat aq NaHCO_3 and the layer separated. The aq layer was extracted with further DCM (2 \times 10 mL) and the combined organic extracts washed with brine (2 \times 10 mL), passed through a phase separator and concentrated *in vacuo*. The result thus obtained was purified by fcc (0-100% EtOAc in isohexane then 0-10% MeOH in DCM). The orange solid isolated was further purified by preparative HPLC to return the title compound (9 mg, 20% yield) as a pale yellow solid.

Example 71 – 1-(2-(4-Amino-1-(*tert*-butyl)-1*H*-pyrazolo[3,4-*d*]pyrimidin-3-yl)-1*H*-indol-6-yl)-3-methylurea

[00264] To a solution of phenyl (2-(4-amino-1-(*tert*-butyl)-1*H*-pyrazolo[3,4-*d*]pyrimidin-3-yl)-1*H*-indol-6-yl)carbamate (57 mg, 0.11 mmol) in THF (1 mL) was added methylamine (2.0 M in THF, 0.10 mL) and the resulting mixture stirred at room temperature for 23 h. THF (1 mL) was added, the mixture was stirred at room temperature for 30 min and then further methylamine (2.0 M in THF, 0.10 mL) was added. The resulting mixture was stirred for 24 h then additional methylamine (2.0 M in THF, 0.10 mL) and THF (1 mL) were added. After a further 7.5 h methylamine (2.0 M in THF, 0.10 mL) was added and the mixture stirred for 60 h. The resulting mixture was partitioned between EtOAc (20 mL) and sat aq NaHCO₃ (20 mL) and the biphasic mixture separated. The aq layer was extracted with further EtOAc (20 mL) and the combined organic extracts washed with brine (2 × 20 mL), dried and concentrated *in vacuo*. The crude product was purified by fcc (0-10% MeOH in DCM) to return the title compound (4 mg, 10% yield) as a pale yellow solid.

Example 93 - 2-[4-amino-1-(piperidin-4-yl)-1*H*-pyrazolo[3,4-*d*]pyrimidin-3-yl]-3-chloro-*N*-cyclopropyl-1*H*-indole-6-carboxamide hydrochloride

[00265] To a solution of *tert*-butyl 4-[4-amino-3-[3-chloro-6-(cyclopropylcarbamoyl)-1*H*-indol-2-yl]pyrazolo[3,4-*d*]pyrimidin-1-yl]piperidine-1-carboxylate (30 mg, 0.05 mmol) in 1,4-dioxane (4 mL) at room temperature was added HCl (4M in 1,4-dioxane, 0.14 mL, 0.54 mmol) and the resulting mixture was stirred at room temperature for 20 h. The solvent was concentrated *in vacuo* to return the title compound (24 mg, 90%) as a yellow solid.

Example 97 - 2-{4-amino-1-*tert*-butyl-1*H*-pyrazolo[3,4-*d*]pyrimidin-3-yl}-3-chloro-1-(difluoromethyl)-*N*-methyl-1*H*-indole-6-carboxamide

[00266] To a mixture of 2-(4-amino-1-*tert*-butyl-pyrazolo[3,4-*d*]pyrimidin-3-yl)-3-chloro-*N*-methyl-1*H*-indole-6-carboxamide (32 mg, 0.08 mmol) and NaOH (64 mg, 1.6 mmol) in MeCN:water (15:1, 3.2 mL) at -5 °C was added diethyl(bromodifluoromethyl)phosphonate (43 mg, 0.16 mmol). The resulting mixture was stirred at 0 °C for 15 mins, then warmed to room temperature and maintained at this temperature for a further 2 h. A 2:1 mixture of unreacted starting material and product was observed by HPLC. The solvent was concentrated *in vacuo* and the resulting residue partitioned between EtOAc (50 mL) and water (15 mL). The organic layer was separated and retained and the aq phase was extracted with further EtOAc (2 × 50 mL). The combined organic extracts were washed with brine (50 mL), dried and concentrated

in vacuo. The crude product was purified by fcc (0-100% EtOAc in isohexane) to return the title compound (3.7 mg, 10%) as a white solid.

Biological data

RET, RET^{V804M} and KDR Enzyme Assays

[00267] Kinase activity was detected using CisBio HTRF kinEASE kit based on time-resolved fluorescence transfer (FRET). The assay was performed in 384-well white plates (Corning #3574) in a reaction volume of 10 μ L containing 1X CisBio enzymatic buffer supplemented with a final concentration of 5 mM MgCl₂, 1 mM DTT, 10 nM SEB and 0.01% Triton X100 for RET. The same buffer conditions were used for KDR with the addition of 2 mM MnCl₂. RET^{V804M} buffer used 1X CisBio enzymatic buffer supplemented with a final concentration of 2 mM MgCl₂, 1mM DTT, 20 nM SEB and 0.01% Triton X100.

[00268] Inhibitors were pre-incubated in the plate for 15 mins with 5 μ L kinase and assay buffer at the following concentrations; 13 pM RET (Carna Biosciences; 08-159), 30 pM RET^{V804M} (Millipore; 14-760) and 150 pM KDR (Millipore; 14-630). The reaction was initiated by the addition of 5 μ L ATP and substrate at 2X final reaction concentrations. For RET, this was 18 μ M and 2 μ M; for RET^{V804M}, this was 4 μ M and 1.5 μ M and for KDR, this was 16 μ M and 1 μ M, respectively. Reactions were performed at ATP K_m for each target. The assay was allowed to proceed at room temperature for 30 mins before terminating with the addition of 10 μ L HTRF detection buffer containing EDTA supplemented with TK-antibody labelled with Eu³⁺-Cryptate (1:100 dilution) and streptavidin-XL665 (128 nM). Following incubation at room temperature for 1 hour, FRET signal was measured using the Pherastar FS Microplate Reader.

[00269] Activity data (IC₅₀) for the compounds of the present invention against RET, KDR and RET^{V804M} enzymes is shown in Table 1 below.

Table 1 – RET, RET^{V804M} and KDR enzyme activity data

EXAMPLE	RET Enzyme IC ₅₀ (μ M)	KDR Enzyme IC ₅₀ (μ M)	RET ^{V804M} Enzyme IC ₅₀ (μ M)
1	0.0172	5.98	0.7
2	0.0186	2.02	0.838
3	0.0232	11.1	>1
4	0.0177	5.35	0.019
5	0.00315	1.88	0.0165
6	0.00457	1	0.214
7	0.00803	1.57	0.013
8	0.0147	9.01	0.0407

2020220079 18 Aug 2020

9	0.00453	1.18	0.0148
10	8.14	>>30	>30
11	0.0551	26.6	4.25
12	0.0457	2.91	3.94
13	0.0132	3.22	0.697
14	0.0402	26.9	0.138
15	0.463	>30	1.16
16	0.804	>30	3.67
17	0.0821	>30	0.199
18	0.00873	0.345	0.00766
19	0.355	>30	2.59
20	0.212	>30	1.35
21	0.139	>30	0.237
22	0.125	>30	0.0867
23	0.0143	1.51	0.0239
24	0.0575	5.45	0.07
25	0.0298	10.5	0.0321
26	0.0492	>30	0.0549
27	0.0544	26.8	0.058
28	0.0681	>30	0.0153
29	0.00578	4.02	0.15
30	0.0804	>30	0.324
31	0.0543	>30	0.169
32	0.00793	4.58	0.0456
33	0.097	>30	0.0819
34	0.0739	>30	0.209
35	0.0171	1	0.0198
36	0.0652	0.234	0.0206
37	0.0324	9.42	1.38
38	0.00524	3.47	0.0258
39	0.0231	11.2	0.0434
40	0.00736	0.0667	0.00555
41	0.0212	0.142	
42	0.607	>30	2.95
43	0.00566	0.566	0.00583
44	0.153	>30	2.6
45	0.114	>30	>30
46	0.194	>30	1.96
47	0.00484	2.56	0.494
48	0.00831	8.53	0.0277
49	0.00541	4.2	0.0162
50	0.0507	>30	0.165
51	0.126	>30	5.01
52	0.0373	>30	0.147
53	0.0224	4.5	7.56
54	0.0022	1.06	0.205
55	0.191	>30	>30
56	0.0355	>30	0.0579
57	0.0106	6.11	
58	0.024	0.933	0.0176
59	0.328	>30	0.769
60	0.0647	8.59	6.12

2020220079 18 Aug 2020

61	0.00715	5.13	0.415
62	0.00578	3	0.0537
63	0.0357	>30	2.6
64	0.00635	4.31	0.827
65	0.01	9.49	0.0532
66	0.0393	>30	2.9
67	0.0421	>30	
68	0.0142		0.0351
69	0.0168	1.48	0.131
70	0.0299	4.68	3.4
71	0.00102	0.598	0.173
72	0.0509	18	0.101
73	0.0513		0.0856
74	0.0374	18.1	28.2
75	0.109	>30	0.204
76	0.227	>30	
77	0.501	26.1	0.249
78	0.0704	10.6	0.205
79	0.188	>30	0.435
80	0.626	>30	1.45
81	0.0188	7.42	0.213
82	0.0111	1.05	
83	0.0536	11.4	0.225
84	0.0215	>30	0.0648
85	0.0322	11.3	0.135
86	0.00523	5.42	0.0445
87	0.0356	5.53	3.26
88	0.00949	1.35	0.0278
89	0.00473	0.646	0.00872
90	0.0865	20	0.0796
91	0.0493	12.5	0.0203
92	0.0524	5.2	0.0901
93	0.0327	7.73	0.0998
94	0.0138	7.67	0.0395
95	0.0311	8.37	0.0951
96	0.013	1.08	0.0207
97	11.2	>30	>30
98	0.0331	6.09	0.0843
99	0.0365	14	0.0787
100	0.0341	14.2	0.134
101	0.00988	0.652	0.0222
102	0.0354	4.65	0.0685
103	0.00866	0.924	0.0222
104	0.00425	0.245	0.00848
105	0.0318	5.31	0.114
106	0.00795	3	3
107	0.00415	0.712	0.0329
108	0.00419	1.71	8
109	0.00629	0.894	0.0473

BaF3 Cell Assay

[00270] The system originally developed by Daley and Baltimore¹⁶ was used, whereby IL3-dependent BaF3 cells are modified to express an activated recombinant kinase. Following removal of IL3, the modified cells are dependent on the activity of the recombinant kinase for survival and proliferation. The BaF3 cell lines, expressing KIF5B-RET (gift from Pasi Janne⁷), KDR and RET^{V804M} (Advanced Cellular Dynamics, San Diego) were maintained in RPMI-1640 media containing 10% FBS and appropriate antibiotics. Non-modified BaF3 cells (WT) were maintained in RPMI-1640 media containing 10% FBS and supplemented with 10 ng/mL recombinant mouse IL3 (R&D systems). For assessment of compound IC₅₀, cells were plated into 384-well plates at 1500 or 3000 cells per well in 30 µL culture medium and compounds dispensed using an acoustic liquid handling platform (LABCYTE). Following incubation of the cells for 48 hours at 37 °C in a humidified 5% CO₂ atmosphere, viability was determined by addition of 10 µL CellTiter-Glo reagent (Promega) and measurement of luminescence.

[00271] Cell activity data is presented in Table 2 below.

Table 2 – BaF3 Cell activity data

EXAMPLE	KIF5B-RET IC ₅₀ (µM)	KDR IC ₅₀ (µM)	BCR-RET(V804M IC ₅₀ (µM)	BaF3 IC ₅₀ (µM)
1	0.0691	1.93	0.64	2.53
2	0.0348	4.1	0.202	>10
3	0.0928	3.65	1.5	3.82
4	0.0125	1.92	0.0272	2.54
5	0.038	3.16	0.0848	4.64
6	0.0435	2.42	1.07	3.27
7	0.0346	2.74	0.0859	4.64
8	0.0468	6.89	0.0975	6.89
9	0.0608	4.42	0.0836	>10
10	0.539	2.39	1.15	4.53
11	0.164	6.05	2.71	8.92
12	0.119	7.39	1.73	>10
13	0.107	>10	1.56	>10
14	0.166	>10	0.142	>10
15	1.62	4.91	1.32	4.92
16	5.02	>10	1.98	>10
17	0.508	>10	0.429	>10
18	0.0111	0.554	0.0143	>10
19	0.664	5.49	0.615	>10
20	0.472	>10	0.711	>10
21	0.411	>10	0.41	>10
22	0.138	>10	0.114	>10
23	0.265	>10	0.362	>10
24	0.38	>10	0.692	>10
25	0.21	>10	1.35	>10
26	0.46	>10	0.538	6
27	0.475	4.91	0.556	4.88

2020220079 18 Aug 2020

28	0.0896	4.24	0.0678	6.4
29	0.0191	4.64	0.151	9.73
30	>10	>10	>10	>10
31	1.19	>10	4.29	>10
32	5.91	>10	>10	>10
33	0.555	>10	0.308	>10
34	1.51	>10	3.87	>10
35	0.0199	2.07	0.0264	>10
36	0.0164	1.01	0.0338	6.56
37	0.17	>10	2.55	>10
38	0.101	8.24	0.235	>10
39	0.185	>10	0.602	>10
40	0.0159	0.905	0.0779	4.29
41	0.05	3.56	0.129	6.85
42	>10	>10	>10	>10
43	0.0537	5.03	0.083	>10
44	3.15	>10	6.94	>10
45	3.43	>10	>10	>10
46	>10	>10	>10	>10
47	0.0417	1.39	0.445	4.6
48	0.0685	6.38	0.117	>10
49	0.0502	5.88	0.0985	>10
50	0.192	9.09	0.361	>10
51	0.71	4.02	1.2	>10
52	0.0576	6.11	0.243	>10
52	0.0863	>10	2.58	>10
54	0.0137	1.54	0.195	1.75
55	0.308	>10	0.525	>10
56	0.101	6.83	0.116	>10
57	0.0245	3.55	0.0345	>10
58	0.0137	0.754	0.0137	>10
59	0.0804	3.62	0.12	>10
60	0.252	7.42	1.32	9.11
61	0.0383	5.11	0.469	>10
62	0.0716	9.44	0.112	>10
63	0.091	4.53	0.565	4.37
64	0.0689	3.23	0.55	2.94
65	0.0235	5.4	0.0587	>10
66	0.488	>10	3.11	>10
67	0.467	>10	3.02	>10
68	0.0407	>10	0.0758	>10
69	0.0303	4.63	0.161	>10
70	0.1	1.79	1.77	>10
71	0.00825	0.051	0.0244	0.0539
72	1.75	>10	2.07	>10
73	0.0661	2.23	0.0588	>10
74	0.0724	3.95	0.509	3.42
75	0.106	5.7	0.143	>10
76	0.28	6.78	0.239	7.45
77	0.153	5.7	0.125	8.44
78	0.0926	4.53	0.147	>10
79	0.223	>10	0.208	>10

80	1.49	>10	0.561	>10
81	0.111	>10	0.34	>10
82	0.0072	0.871	0.0112	1.8
83	0.0966	3.43	0.214	>10
84	0.157	>10	0.427	>10
85	0.402	>10	1.4	>10
86	0.0348	1.42	0.0833	2.24
87	0.0229	0.831	0.578	2.24
88	0.0137	0.458	0.0137	>10
89	1.82	>10	4.85	>10
90	0.173	4.77	0.242	>10
91	0.0481	3.41	0.048	>10
92	0.0646	5.73	0.12	>10
93	3.95	>10	5.38	>10
94	1.23	>10	2.37	>10
95	0.331	>10	0.55	>10
96	0.629	>10	1.1	>10
97	0.657	5.44	1.39	8.4
98	0.455	>10	0.639	>10
99	0.215	8.9	0.417	8.15
100	0.222	>10	0.705	6.73
101	0.349	>10	0.761	>10
102	0.236	>10	0.458	>10
103	0.15	8.42	0.456	>10
104	0.544	>10	1.66	>10
105	4.04	>10	>10	>10
106	0.0581	2.17	0.355	>10
107	0.0192	1.99	0.0752	>10
108	0.0424	0.948	0.31	>10
109	0.0193	1.12	0.109	>10

[00272] While specific embodiments of the invention have been described herein for the purpose of reference and illustration, various modifications will be apparent to a person skilled in the art without departing from the scope of the invention as defined by the appended claims.

[00273] In the present specification and claims, the word 'comprising' and its derivatives including 'comprises' and 'comprise' include each of the stated integers but does not exclude the inclusion of one or more further integers.

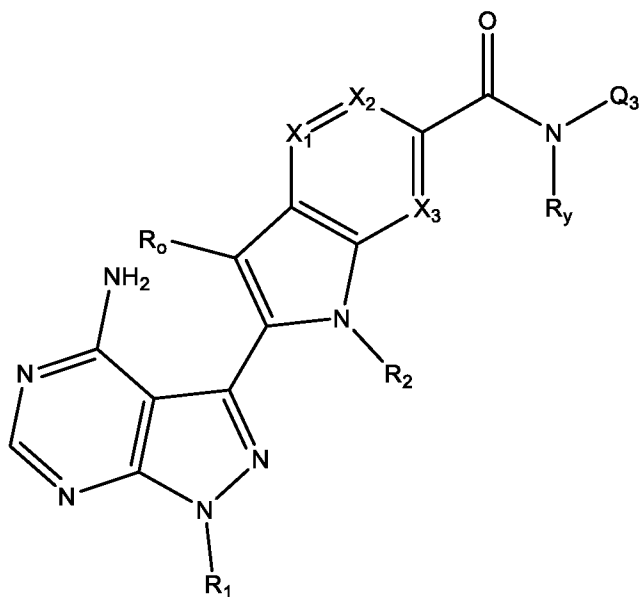
[00274] The reference to any prior art in this specification is not, and should not be taken as an acknowledgement or any form of suggestion that the prior art forms part of the common general knowledge.

REFERENCES

- [1] Carlomagno, F., Guida, T., Anaganti, S., Vecchio, G., Fusco, A., Ryan, A., Billaud, M., Santoro, M. (2004). Disease associated mutations at valine 804 in the RET receptor tyrosine kinase confer resistance to selective kinase inhibitors. *Oncogene* 23, 6056-6063
- [2] Chao, B., Briesewitz, R., Villalona-Calero, M. (2012) RET fusion genes in Non-Small-Cell Lung Cancer. *JCO* 30, 4439-4441.
- [3] Dinér, P., Alao, J., Söderland, J., Sunnerhagen, P. Grotli, M. (2012) *J Med Chem* 2012 55 (10) 4872-6
- [4] Elisei, R., Cosci, B., Romei, C., Bottici, V., Renzini, G., Molinaro, E., Agate, L., Vivaldi, A., Faviana, P., Basolo, F., Miccoli, P., Berti, P., Pacini, F., Pinchera, A. (2008) RET genetic screening in patients with medullary thyroid cancer and their relatives: experience with 807 individuals at one center. *Journal of Clinical Endocrinology and Metabolism* 93, 682-687.
- [5] Ju, Y., Lee, W., Shin, J., Lee, S., Bleazard, T., Won, J., Kim, Y., Kim, J., Kang, J., Seo, J. (2011). A transforming KIF5B and RET gene fusion in lung adenocarcinoma revealed from whole-genome and transcriptome sequencing. *Genome Res.* 3, 436-445.
- [6] Kohno, T., Ichikawa, H., Totoki, Y., Yasuda, K., Hiramoto, M., Nammo, T., Sakamoto, H., Tsuta, K., Furuta, K., Shimada, Y., Iwakawa, R., Ogiwara, H., Oike, T., Enari, M., Schetter, A., Okayama, H., Haugen, A., Skaug, V. Chiku, S., Yamanaka, I., Arai, Y., Watanabe, S., Sekine, I., Ogawa, S., Harris, C., Tsuda, H., Yoshida, T., Yokota, J., Shibata, T. (2012) KIF5B-RET fusions in lung adenocarcinoma. *Nat Med.* 12, 375-377.
- [7] Lipson, D., Capelletti, M., Yelensky, R., Otto, G., Parker, A., Jaroszi, M., Curran, J., Balasubramanian, S., Bloom, T., Brennan, K., Donahue, A., Downing, S., Frampton, G., Garcia, L., Juhn, F., Mitchell, K., White, E., White, J., Zwirko, Z., Peretz, T., Nechushtan, H., Soussan-Gutman, L., Kim, J., Sasaki, H., Kim, H., Park, S., Ercan, D., Sheehan, C., Ross, J. Cronin, M., Jänne, P., Stephens, P. (2012) Identification of new ALK and RET gene fusions from colorectal and lung cancer biopsies. *Nat Med.* 12, 382-384.
- [8] Matsubara, D., Kanai, Y., Ishikawa, S., Ohara, S., Yoshimoto, T., Sakatani, T., Oguni, S., Tamura, T., Kataoka, H., Endo, S., Murakami, Y., Aburatani, H., Fukayama, M., Niki, T. (2012). Identification of CCDC6-RET fusion in the human lung adenocarcinoma cell line, LC-2/ad. *J Thorac Oncol.* 12, 1872-6.
- [9] Nagilla, M., Brown, R., Cohen, E. (2012). Cabozantinib for the treatment of Advanced Medullary Thyroid Cancer. *Adv Ther* 11, 925-934.
- [10] Santoro, M. and Carlomagno, F. (2006). Drug insight: Small-molecule inhibitors of protein kinases in the treatment of thyroid cancer. *Nature Clinical Practice: Endocrinology and Metabolism* 2, 42-52.
- [11] Verbeek, H.H., Alves, M.M., de Groot, J.W., Osinga J, Plukker, J.T., Links, T.P., Hofstra, R.M. (2011). The effects of four different tyrosine kinase inhibitors on medullary and papillary thyroid cancer cells. *J Clin Endocrinol Metab.* 96, 2010-2381.
- [12] Vitagliano, D., De Falco, V., Tamburrino, A., Coluzzi, S., Troncone, G., Chiappetta, G., Ciardiello, F., Tortora, G., Fagin, J., Ryan, A., Carlomagno, F., Santoro, (2011). The tyrosine inhibitor ZD6474 blocks proliferation of RET mutant medullary thyroid carcinoma cells. *Endocrine-related Cancer* 18, 1-11.
- [13] Wang, R., Hu, H., Pan, Y., Li, Y., Ye, T., Li, C., Luo, X., Wang, L., Li, H., Zhang, Y., Li, F., Lu, Y., Lu, Q., Xu, J., Garfield, D., Shen, L., Ji, H., Pao, W., Sun, Y., Chen, H. (2012). RET fusions define a unique molecular and clinicopathologic subtype of non-small-cell lung cancer. *JCO* 30, 4352-4359.
- [14] Wells, S. and Santoro, M. (2009) Targeting the RET pathway in thyroid cancer. *Clin Can Res.* 15, 7119-7123.
- [15] Wells, S., Gosnell, J., Gagel, R., Moley, J., Pfister, D., Sosa, J., Skinner, M., Krebs, A., Vasselli, J., Schlumberger, M. (2012). Vandetanib in patients with locally advanced or metastatic medullary thyroid cancer: a randomized, double-blind phase III trial. *JCO* 10, 134-141.
- [16] Daley, G. Q.; Baltimore, D. Transformation of an interleukin 3-dependent hematopoietic cell line by the chronic myelogenous leukemia-specific P210bcr/abl protein. *Proc. Natl. Acad. Sci. U. S. A.* 1988, 85, 9312-16.

Claims

1. A compound of Formula Ig:



Ig

or a pharmaceutically acceptable salt thereof, wherein:

X₁ is CH;

X₂ is CR_k;

R_k is hydrogen or halo;

X₃ is N or CH;

R₀ is halo or (1-4C)alkyl;

R₁ is (1-4C)haloalkyl, (1-6C)alkyl, (3-10C)cycloalkyl, or 4-7 membered heterocyclyl, each of which is optionally substituted by one or more substituents independently selected from (1-4C)alkyl and C(O)OR_c;

each R_c is independently (1-6C)alkyl;

R₂ is hydrogen or (1-4C)alkyl;

R_y is hydrogen;

Q₃ is hydrogen, (1-6C)alkyl, (1-6C)alkoxy, phenyl, (3-8C)cycloalkyl, 5-6 membered heteroaryl, or 5-6 membered-heterocyclyl,

wherein Q₃ is optionally substituted by one or more substituents independently selected from halo and OR_z, or Q₃ is optionally substituted by a group of the formula -L₄-L_{Q4}-Z₄;

each R_z is independently hydrogen or (1-4C)alkyl;

L₄ is absent or (1-3C)alkylene;

L_{Q4} is absent or is O; and

Z₄ is hydrogen, (1-6C)alkyl, phenyl, or 5-6 membered heteroaryl,

wherein Z₄ is optionally substituted by one or more substituents selected from (1-4C)alkyl, (1-4C)alkoxy, and halo.

2. The compound of claim 1, or a pharmaceutically acceptable salt thereof, wherein R_k is hydrogen.

3. The compound of claim 1, or a pharmaceutically acceptable salt thereof, wherein R_k is Cl.

4. The compound of any one of claims 1-3, or a pharmaceutically acceptable salt thereof, wherein X₃ is N.

5. The compound of any one of claims 1-3, or a pharmaceutically acceptable salt thereof, wherein X₃ is CH.

6. The compound of any one of claims 1-5, or a pharmaceutically acceptable salt thereof, wherein R_o is halo.

7. The compound of claim 6, or a pharmaceutically acceptable salt thereof, wherein R_o is chloro, bromo, or fluoro.
8. The compound of claim 7, or a pharmaceutically acceptable salt thereof, wherein R_o is chloro.
9. The compound of any one of claims 1-5, or a pharmaceutically acceptable salt thereof, wherein R_o is (1-4C)alkyl.
10. The compound of any one of claims 1-9, or a pharmaceutically acceptable salt thereof, wherein R₁ is (1-6C)alkyl or (3-6C)cycloalkyl.
11. The compound of claim 10, or a pharmaceutically acceptable salt thereof, wherein R₁ is (4-6C)alkyl.
12. The compound of claim 11, or a pharmaceutically acceptable salt thereof, wherein R₁ is tert-butyl.
13. The compound of any one of claims 1-12, or a pharmaceutically acceptable salt thereof, wherein R₂ is hydrogen.
14. The compound of any one of claims 1-12, or a pharmaceutically acceptable salt thereof, wherein R₂ is (1-4C)alkyl.
15. The compound of any one of claims 1-14, or a pharmaceutically acceptable salt thereof, wherein:

Q₃ is (1-6C)alkyl, phenyl, (3-6C)cycloalkyl, or 5-6 membered heteroaryl,

wherein Q₃ is optionally substituted by one or more substituents independently selected from halo and OR_z; and

R_z is hydrogen or (1-2C)alkyl.
16. The compound of any one of claims 1-14, or a pharmaceutically acceptable salt thereof, wherein:

Q_3 is (1-6C)alkyl, (1-6C)alkoxy, phenyl, (3-8C)cycloalkyl, or 5-6 membered heteroaryl,

wherein Q_3 is optionally substituted by a group of the formula $-L_4-L_{Q4}-Z_4$;

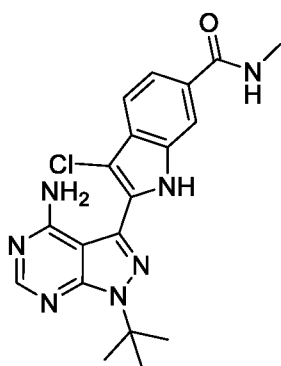
L_4 is absent or (1-3C)alkylene;

L_{Q4} is absent or is O; and

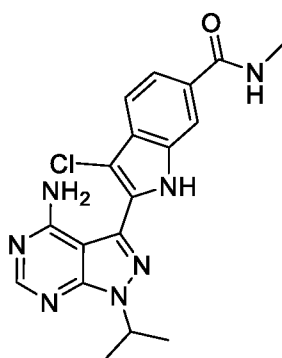
Z_4 is hydrogen, (1-6C)alkyl, phenyl, or 5-6 membered heteroaryl,

wherein Z_4 is optionally substituted by one or more substituents selected from (1-4C)alkyl and halo.

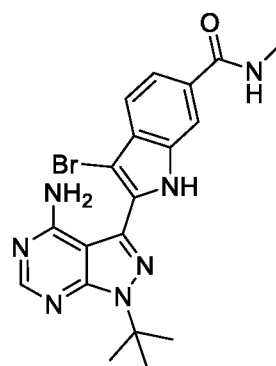
17. A compound, or a pharmaceutically acceptable salt thereof, which is selected from:



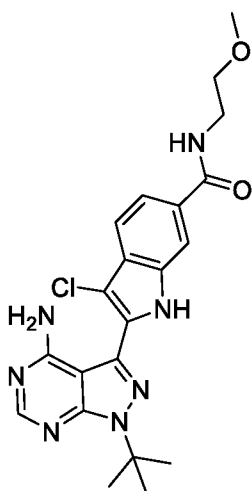
,



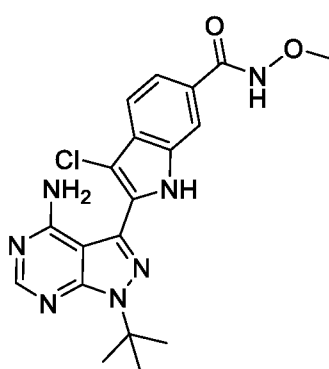
,



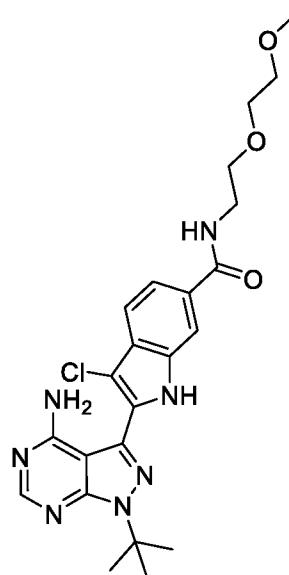
,



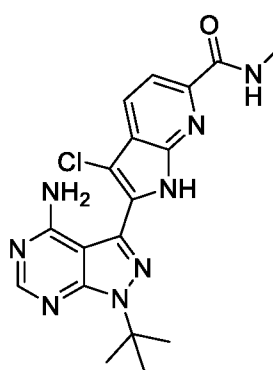
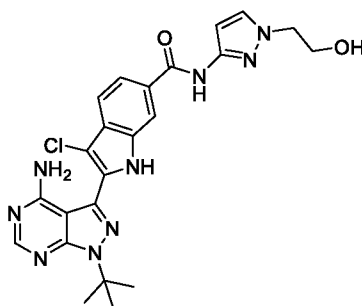
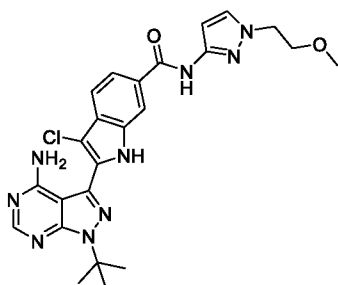
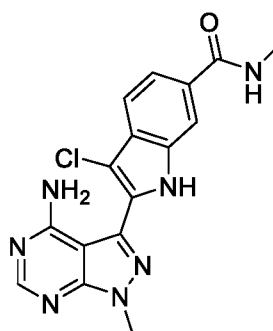
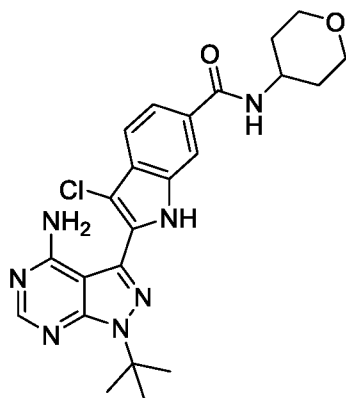
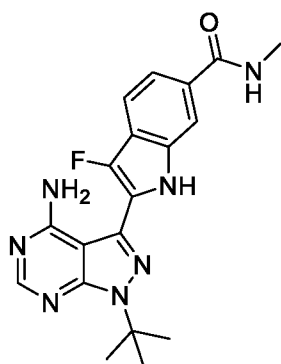
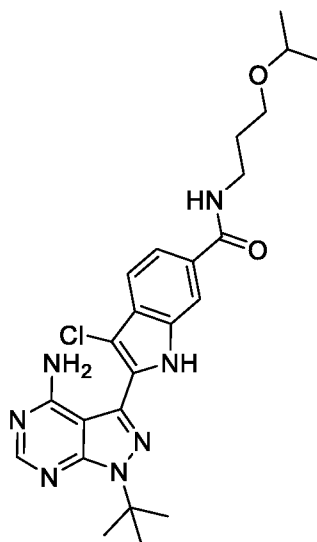
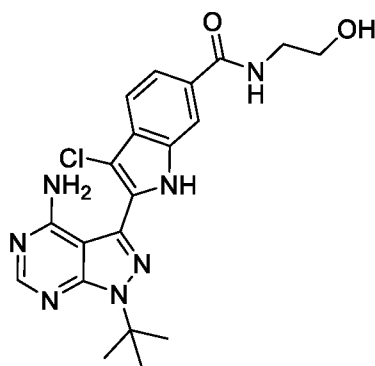
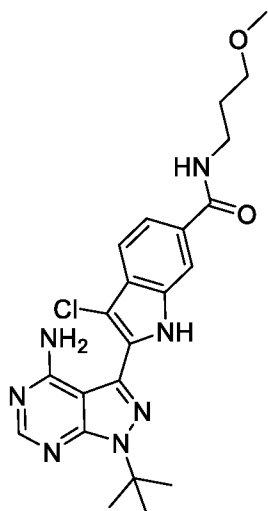
,

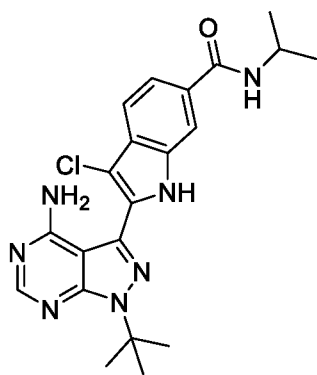


,

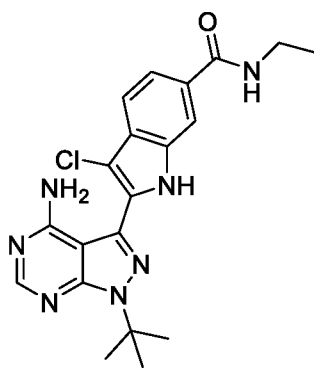


,

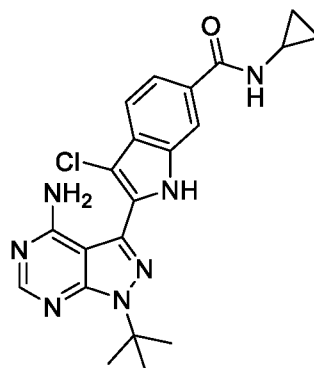




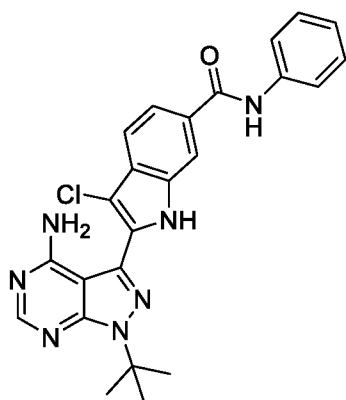
,



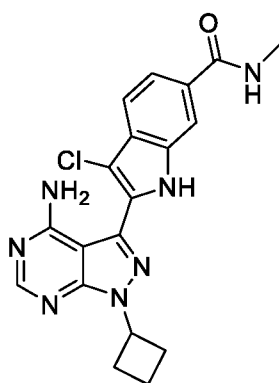
,



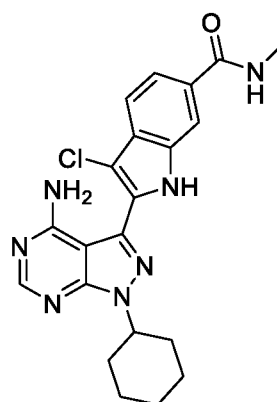
,



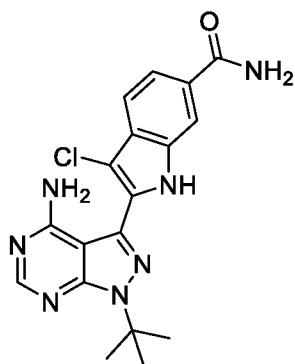
,



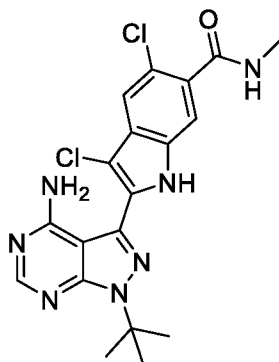
,



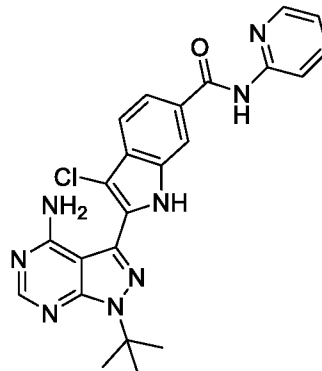
,



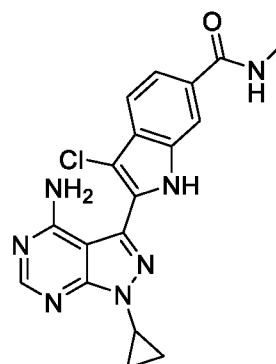
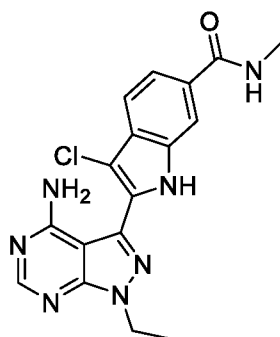
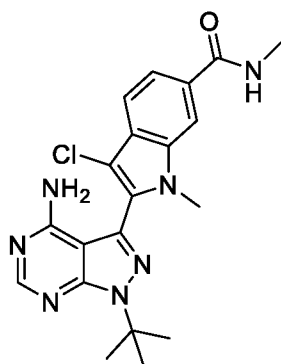
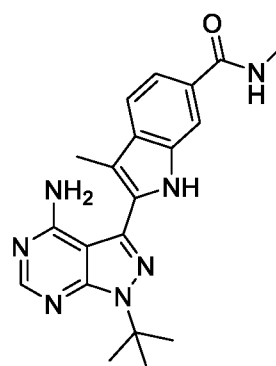
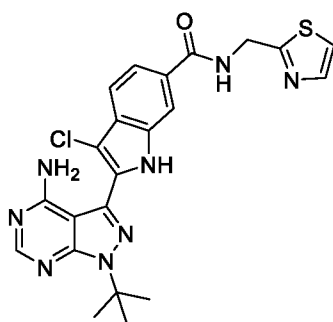
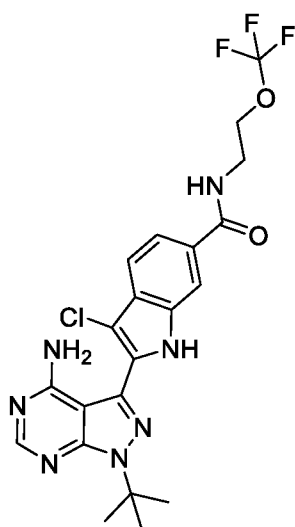
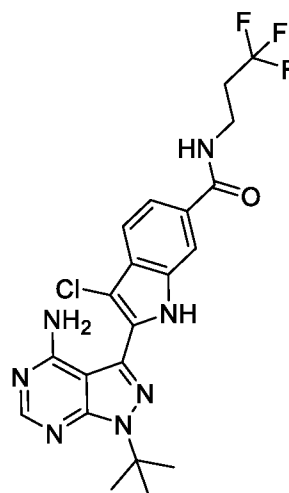
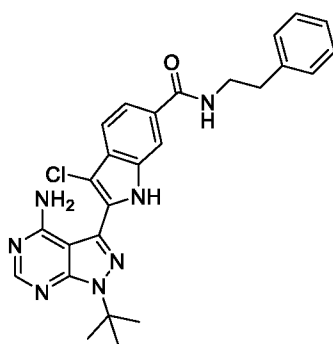
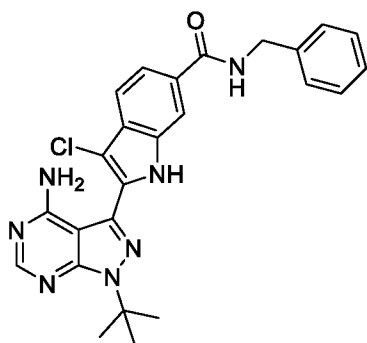
,

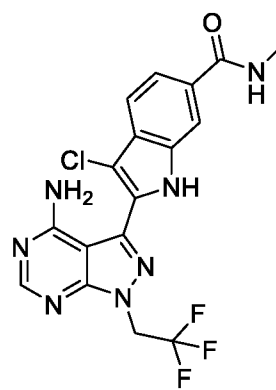
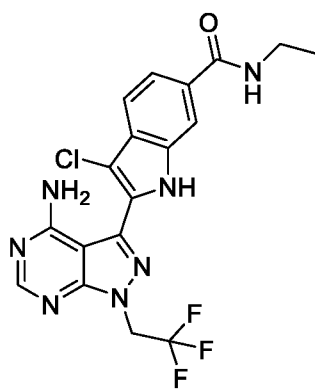
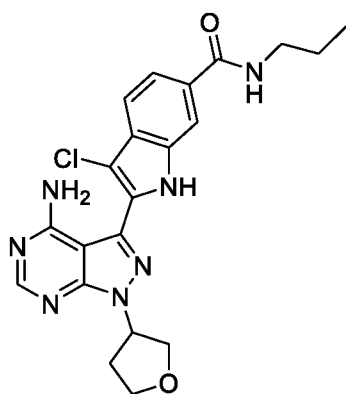
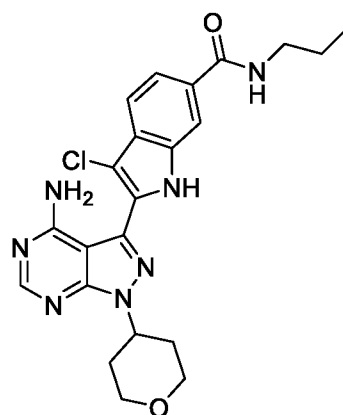
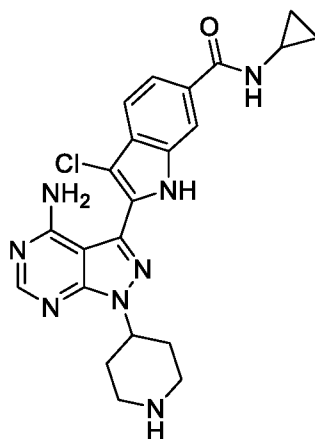
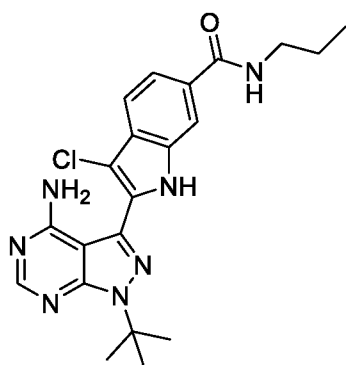
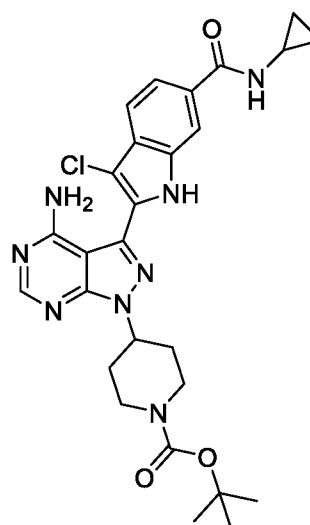
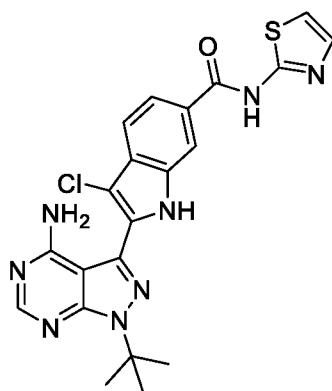
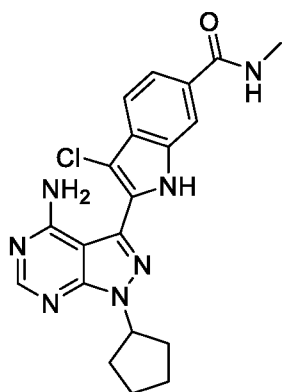


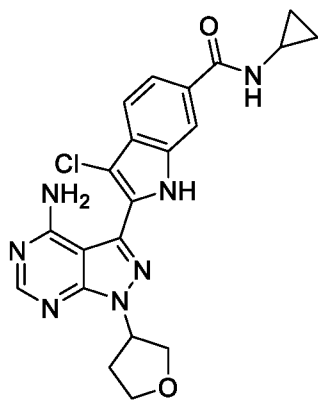
,



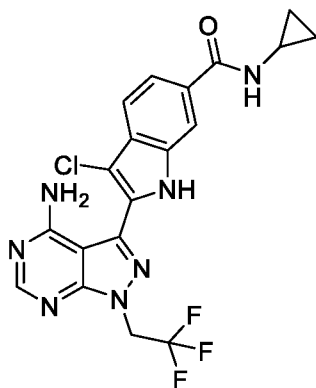
,



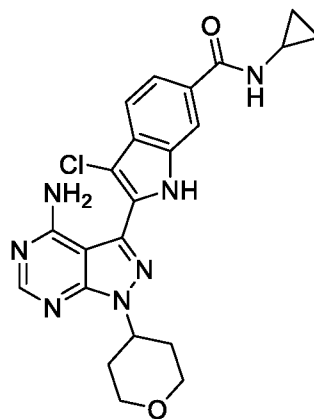




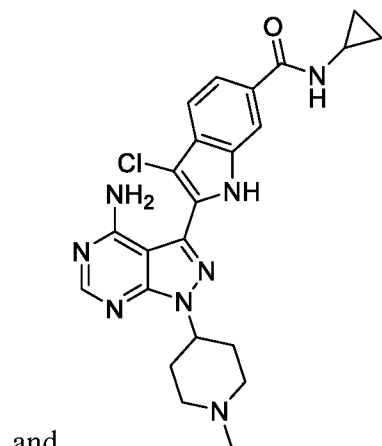
,



,

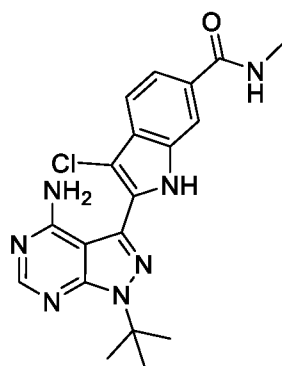


,



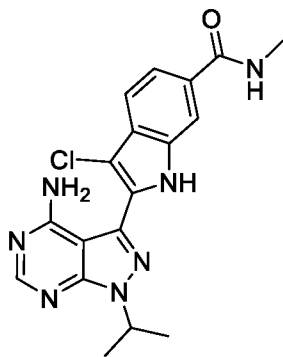
and

18. The compound of claim 17, which is:



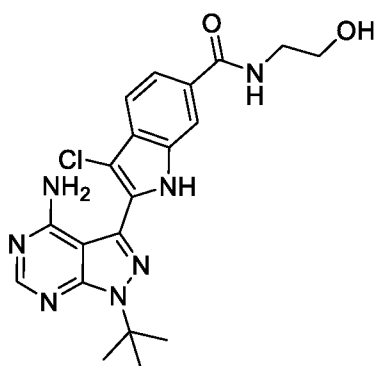
or a pharmaceutically acceptable salt thereof.

19. The compound of claim 17, which is:



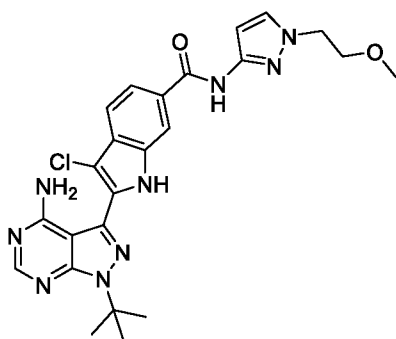
or a pharmaceutically acceptable salt thereof.

20. The compound of claim 17, which is:



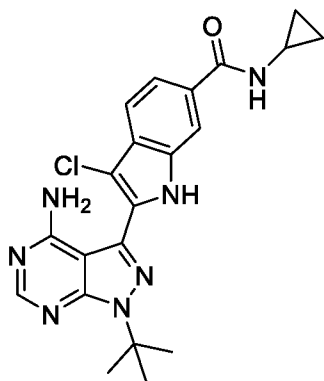
or a pharmaceutically acceptable salt thereof.

21. The compound of claim 17, which is:



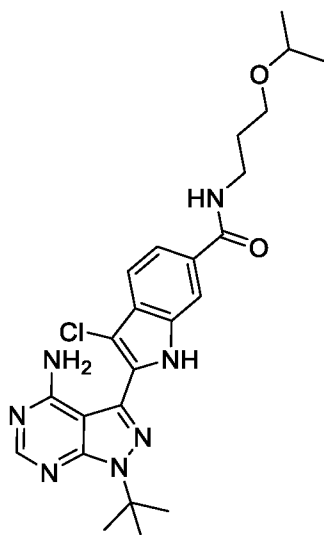
or a pharmaceutically acceptable salt thereof.

22. The compound of claim 17, which is:



or a pharmaceutically acceptable salt thereof.

23. The compound of claim 17, which is:



or a pharmaceutically acceptable salt thereof.

24. A pharmaceutical composition comprising the compound of any one of claims 1-23, or a pharmaceutically acceptable salt thereof, and a pharmaceutically acceptable carrier or excipient.

25. The compound of any one of claims 1-23, or a pharmaceutically acceptable salt thereof, or the pharmaceutical composition of claim 24, when used in the treatment of a cancer in which RET kinase activity is implicated, wherein the compound is not 2-{4-amino-1-tert-butyl-1H-pyrazolo[3,4-d]pyrimidin-3-yl}-3-chloro-N-cyclohexyl-1H-indole-6-carboxamide or 2-{4-amino-1-tert-butyl-1H-pyrazolo[3,4-d]pyrimidin-3-yl}-3-chloro-N-(1-methylpiperidin-4-yl)-1H-indole-6-carboxamide.

26. The compound or the pharmaceutical composition according to claim 25, wherein the cancer is leukemia, lung cancer, colon cancer, breast cancer, ovarian cancer, prostate cancer, liver cancer, pancreatic cancer, brain cancer, skin cancer, medullary thyroid cancer, or non-small cell lung cancer.
27. The compound or the pharmaceutical composition of claim 25 or 26, wherein the cancer is a malignant neoplasm, a malignant tumor, or a solid tumor.
28. The compound or the pharmaceutical composition of any one of claims 25-27, wherein the cancer comprises a RET mutation.
29. The compound or the pharmaceutical composition of claim 28, wherein the RET mutation is a RET fusion translocation, optionally wherein the RET fusion translocation is *KIF5B-RET* or *CCDC6-RET*.
30. The compound or the pharmaceutical composition of claim 28, wherein the RET mutation is a mutation at the RET gatekeeper residue V804, optionally wherein the mutation at the RET gatekeeper residue V804 is RET^{V804M}.
31. The compound or the pharmaceutical composition of any one of claims 25-30, wherein the compound, or a pharmaceutically acceptable salt thereof, inhibits cell proliferation, regulates cell proliferation, inhibits angiogenesis, inhibits metastasis, inhibits invasion of tumor cells into neighboring normal structures, or promotes apoptosis.
32. The compound or the pharmaceutical composition of any one of claims 25-31, wherein the compound, or a pharmaceutically acceptable salt thereof, selectively inhibits RET kinase enzyme activity, or enzyme activity of mutant forms thereof, over KDR enzyme activity *in vitro* or *in vivo*, optionally wherein the mutant form is RET^{V804M}.
33. A method for treating a cancer in which RET kinase activity is implicated in a subject in need thereof, comprising administering a therapeutically effective amount of the compound of any one of claims 1-23, or a pharmaceutically acceptable salt thereof, or the pharmaceutical composition of claim 24, to the subject, wherein the compound is not 2-{4-amino-1-tert-butyl-1H-pyrazolo[3,4-d]pyrimidin-3-yl}-3-chloro-N-cyclohexyl-1H-indole-6-carboxamide or 2-{4-

amino-1-tert-butyl-1H-pyrazolo[3,4-d]pyrimidin-3-yl}-3-chloro-N-(1-methylpiperidin-4-yl)-1H-indole-6-carboxamide.

34. The method of claim 33, wherein the cancer is leukemia, lung cancer, colon cancer, breast cancer, ovarian cancer, prostate cancer, liver cancer, pancreatic cancer, brain cancer, skin cancer, medullary thyroid cancer, or non-small cell lung cancer.

35. The method of claim 33 or 34, wherein the cancer is a malignant neoplasm, a malignant tumor, or a solid tumor.

36. The method of any one of claims 33-35, wherein the cancer comprises a RET mutation.

37. The method of claim 36, wherein the RET mutation is a RET fusion translocation, optionally wherein the RET fusion translocation is *KIF5B-RET* or *CCDC6-RET*.

38. The method of claim 36, wherein the RET mutation is a mutation at the RET gatekeeper residue V804, optionally wherein the mutation at the RET gatekeeper residue V804 is RET^{V804M}.

39. The method of any one of claims 33-38, wherein the compound, or a pharmaceutically acceptable salt thereof, inhibits cell proliferation, regulates cell proliferation, inhibits angiogenesis, inhibits metastasis, inhibits invasion of tumor cells into neighboring normal structures, or promotes apoptosis.

40. The method of any one of claims 33-39, wherein the compound, or a pharmaceutically acceptable salt thereof, selectively inhibits RET kinase enzyme activity, or enzyme activity of mutant forms thereof, over KDR enzyme activity *in vitro* or *in vivo*, optionally wherein the mutant form is RET^{V804M}.

41. Use of the compound of any one of claims 1-23, or a pharmaceutically acceptable salt thereof, or the pharmaceutical composition of claim 24, in the manufacture of a medicament for treatment of a cancer in which RET kinase activity is implicated, wherein the compound is not 2-{4-amino-1-tert-butyl-1H-pyrazolo[3,4-d]pyrimidin-3-yl}-3-chloro-N-cyclohexyl-1H-indole-6-carboxamide or 2-{4-amino-1-tert-butyl-1H-pyrazolo[3,4-d]pyrimidin-3-yl}-3-chloro-N-(1-methylpiperidin-4-yl)-1H-indole-6-carboxamide.

42. The use of claim 41, wherein the cancer is leukemia, lung cancer, colon cancer, breast cancer, ovarian cancer, prostate cancer, liver cancer, pancreatic cancer, brain cancer, skin cancer, medullary thyroid cancer, or non-small cell lung cancer.