

(No Model.)

C. D. SAULEZ.
BELT CLASP.

No. 554,799.

Patented Feb. 18, 1896.

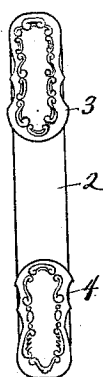


Fig 1.

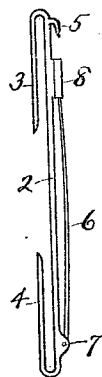


Fig 2.

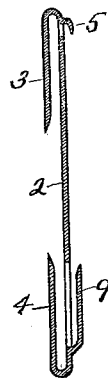


Fig 3.

Witnesses

H. S. Johnson
F. V. Bradbury.

Inventor

Cicely D. Saulez
per T. D. Merwin
Attorney.

UNITED STATES PATENT OFFICE.

CICELY D. SAULEZ, OF ST. PAUL, MINNESOTA.

BELT-CLASP.

SPECIFICATION forming part of Letters Patent No. 554,799, dated February 18, 1896.

Application filed February 7, 1895. Serial No. 537,615. (No model.) Patented in England July 11, 1895, No. 13,373.

To all whom it may concern:

Be it known that I, CICELY D. SAULEZ, of St. Paul, Ramsey county, Minnesota, have invented certain Improvements in Belt-Clasps, (for which I have obtained a patent in Great Britain, No. 13,373, dated July 11, 1895,) of which the following is a specification.

My invention relates to improvements in the construction of clasps for ladies' belts and skirts, its object being to hold the skirt, waist of dress and outside belt in perfect position.

To this end my invention consists in providing a clasp which is made up of a strip of sheet metal having its ends preferably folded over toward each other, so as to extend each about one-third the length of the main body of the strip. The exterior face of the folded end or ends may be ornamented or embellished, as desired. This forms the clasp for the belt which is slipped into place between the folded end or ends and the main body of the strip.

Upon the reverse or back side of the body of the clasp I arrange means for securing it to both the skirt-band and waist. This consists of a clasp pin or hook at the lower end of the strip adapted to be inserted through the band of the skirt to support the same, and of a downwardly-projecting hook upon the upper end of the strip adapted to engage the waist or body of the dress, thus holding both garments in place.

My invention further consists in the construction hereinafter more particularly described and claimed.

In the accompanying drawings, forming part of this specification, Figure 1 is a front view of the clasp, showing the ornamented folded ends. Fig. 2 is a side elevation of the device shown with a clasp-pin for engaging the skirt-band; and Fig. 3 is a central longitudinal section of the device, showing an upwardly-projecting hook for the skirt-band somewhat longer than the waist-hook.

In the drawings, 2 represents the body of the clasp of a length equal to the width of the belt, and 3 and 4 are the folded ends which may be ornamented as indicated in Fig. 1. On the rear face of the body 2 at the top is arranged the depending hook 5 adapted to be inserted into the body of the waist. A clasp-pin or its equivalent hook 6 is connected by

the hinge 7 to the lower end of the rear face of the clasp and is adapted to engage the catch 8, by which it is held in closed position after having been inserted through the skirt band or belt.

In the construction shown in Fig. 3 in lieu of the clasp-pin I provide an upwardly-extending hook 9, preferably somewhat longer than the hook 5.

In use the skirt clasp or hook is inserted into the band of the skirt and the depending hook 5 into the body of the waist. The belt is then slipped into place between the body of the strip and the ends 3 and 4 and the belt fastened in the ordinary way.

The advantages of my improved belt-clasp are that it holds the skirt, waist of dress and outer belt in perfect position. It can be inserted in the skirt-band before the skirt is put on, and when the same is placed in position the hook in the upper end of the rear part can be hooked in the waist and afterward the outer belt applied and adjusted without the necessity of pinning or otherwise defacing the belt, as is commonly done, thus making it easier of application and also furnishing a convenient securing device for the garments themselves.

I claim—

As an article of manufacture, the belt-clasp consisting of the non-extensible plate having on its inside face at its lower end an upwardly-turned hook to engage a skirt-band and at its upper end with a downwardly-turned hook to engage a body-waist so as to connect the skirt and body-waist together, said plate having a portion thereof at both ends folded upon itself with a sharp bend at both folds so as to extend over the outer face of the plate and lie close thereto to clasp a belt against the plate between it and the folded portions thereof, the ends of said folded portions lying substantially parallel with the plate and separated to permit the insertion of the belt, substantially as and for the purposes described.

In testimony whereof I affix my signature in presence of two witnesses.

CICELY D. SAULEZ.

Witnesses:

T. D. MERWIN,
H. S. JOHNSON.