



US00D384986S

# United States Patent [19]

Schmidt

[11] Patent Number: **Des. 384,986**

[45] Date of Patent: **\*\*Oct. 14, 1997**

## [54] TOY BUILDING ELEMENT

[75] Inventor: **Sten Schmidt, Grindsted, Denmark**

[73] Assignee: **Interlego AG, Baar, Switzerland**

[\*\*] Term: **14 Years**

[21] Appl. No.: **59,824**

[22] Filed: **Sep. 17, 1996**

[51] LOC (6) Cl. .... **21-01**

[52] U.S. Cl. .... **D21/108**

[58] Field of Search ..... D21/108; D8/382, D8/387; 446/88, 93, 102, 108-111, 120, 121, 124-126, 128; 403/169, 217

## [56] References Cited

### U.S. PATENT DOCUMENTS

D. 304,904	12/1989	Kercher	.....	D8/382
D. 315,181	3/1991	Meyer	.....	D21/108
D. 347,665	6/1994	Hatting	.....	D21/108
D. 355,589	2/1995	Kuwata	.....	D8/382
D. 355,843	2/1995	Kuwata	.....	D8/382
D. 356,025	3/1995	Kuwata	.....	D8/382
D. 367,896	3/1996	Knudsen	.....	D21/108
1,085,460	1/1914	Michaelis	.....	446/126
1,860,650	5/1932	Brace	.....	403/169
2,149,844	3/1939	George	.....	403/169
2,609,638	9/1952	Lindenmeyer	.....	D21/108

4,161,375	7/1979	Murphy	.....	403/169
4,232,473	11/1980	Jenkins	.....	446/119
4,461,480	7/1984	Mitchell	.....	446/128
5,013,245	5/1991	Benedict	.....	446/126
5,120,253	6/1992	Gelardi	.....	446/126
5,549,408	8/1996	Lo	.....	446/126

### OTHER PUBLICATIONS

Playthings, Jul. 1988 cover.  
Anchor Plastic Design Guide 1960, Element #1.  
"No Ends" Catalog 1995 cover.  
Domus Nov. '87 p. 74 Elements in center of page.

*Primary Examiner*—Raphael Barkai  
*Attorney, Agent, or Firm*—Kane, Daisimer, Sullivan, Kurucz, Levy, Eisele and Richard, LLP


### [57] CLAIM

The ornamental design for a toy building element, as shown and described.

### DESCRIPTION

FIG. 1 is a top perspective view of the toy building element; FIG. 2 is a front elevational view thereof; FIG. 3 is a left side elevational view thereof; FIG. 4 is a right side elevational view thereof; FIG. 5 is a rear elevational view thereof; FIG. 6 is a bottom plan view thereof; and, FIG. 7 is a top plan view thereof.

1 Claim, 1 Drawing Sheet






FIG. 6



FIG. 2



FIG. 3



FIG. 4



FIG. 5

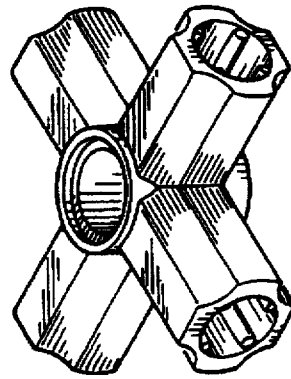


FIG. 1




FIG. 7