

(19) World Intellectual Property Organization
International Bureau



(43) International Publication Date
3 April 2003 (03.04.2003)

PCT

(10) International Publication Number
WO 03/027078 A1

(51) International Patent Classification⁷: C07D 237/22,
401/12, 403/12, A61K 31/50, A61P 25/22, 25/28

(21) International Application Number: PCT/HU02/00097

(22) International Filing Date:
26 September 2002 (26.09.2002)

(25) Filing Language: English

(26) Publication Language: English

(30) Priority Data:
P 0103912 27 September 2001 (27.09.2001) HU

(71) Applicant (for all designated States except US): EGIS
GYÓGYSZERGYÁR RT. [HU/HU]; Keresztúri út 30-38,
H-1106 Budapest (HU).

(72) Inventors; and

(75) Inventors/Applicants (for US only): BARKÓCZY,
József [HU/HU]; Szirom u. 4-6/B, H-1016 Budapest (HU).
SIMIG, Gyula [HU/HU]; Hollósy S. u. 25, H-1126 Bu-
dapest (HU). KÓTAY NAGY, Péter [HU/HU]; Nagymező
u. 73, H-2600 Vác (HU). LÉVAY, György [HU/HU];
Gábor Áron u. 10, H-2092 Budakeszi (HU). GACSÁ-
LYI, István [HU/HU]; Baross u. 67, H-1201 Budapest
(HU). MARTONNÉ MARKÓ, Bernadett [HU/HU];
Pásztorfalva u. 14, H-1171 Budapest (HU). SCHMIDT,
Éva [HU/HU]; Széher u. 51/B, H-1021 Budapest (HU).
EGYED, András [HU/HU]; Újvidék u. 58, H-1145
Budapest (HU). KOMPAGNE, Hajnalka [HU/HU];
Kőérberki u. 5/b, H-1221 Budapest (HU). LEVELEKI,
Csilla [HU/HU]; Tárkony u.47., H-1029 Budapest (HU).
MIKLÓSNÉ KOVÁCS, Anikó [HU/HU]; Vágújhely u.

10, H-1141 Budapest (HU). SZÉNÁSI, Gábor [HU/HU];
Vízimolnár u. 9, H-1031 Budapest (HU). WELLMANN,
János [HU/HU]; Toroczkó u. 12, H-1026 Budapest (HU).
HÁRSING, László Gábor [HU/HU]; Dembinszky u. 8,
H-1071 Budapest (HU).

(74) Agent: ADVOPATENT; Office of Patent and Trademark
Attorneys, P.O. Box 11, H-1251 Budapest (HU).

(81) Designated States (national): AE, AG, AL, AM, AT, AU,
AZ, BA, BB, BG, BR, BY, BZ, CA, CH, CN, CO, CR, CU,
CZ, DE, DK, DM, DZ, EC, EE, ES, FI, GB, GD, GE, GH,
GM, HR, ID, IL, IN, IS, JP, KE, KG, KP, KR, KZ, LC, LK,
LR, LS, LT, LU, LV, MA, MD, MG, MK, MN, MW, MX,
MZ, NO, NZ, OM, PH, PL, PT, RO, RU, SD, SE, SG, SI,
SK, SL, TJ, TM, TN, TR, TT, TZ, UA, UG, US, UZ, VC,
VN, YU, ZA, ZM, ZW.

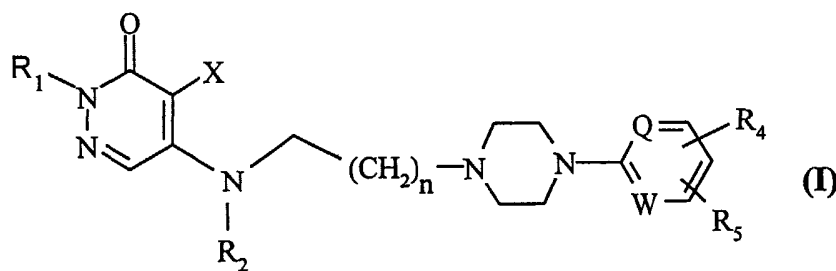
(84) Designated States (regional): ARIPO patent (GH, GM,
KE, LS, MW, MZ, SD, SL, SZ, TZ, UG, ZM, ZW),
Eurasian patent (AM, AZ, BY, KG, KZ, MD, RU, TJ, TM),
European patent (AT, BE, BG, CH, CY, CZ, DE, DK, EE,
ES, FI, FR, GB, GR, IE, IT, LU, MC, NL, PT, SE, SK,
TR), OAPI patent (BF, BJ, CF, CG, CI, CM, GA, GN, GQ,
GW, ML, MR, NE, SN, TD, TG).

Published:

- with international search report
- before the expiration of the time limit for amending the
claims and to be republished in the event of receipt of
amendments

For two-letter codes and other abbreviations, refer to the "Guid-
ance Notes on Codes and Abbreviations" appearing at the begin-
ning of each regular issue of the PCT Gazette.

(54) Title: SUBSTITUTED ALKYLAMINOPYRIDAZINONE DERIVATIVES, PROCESS FOR THE PREPARATION THEREOF AND PHARMACEUTICAL COMPOSITION CONTAINING THE SAME



(57) Abstract: New substituted
alkylaminopyridazinone
derivatives of the general Formula
(I), (wherein R₁ is hydrogen or
alkyl having 1-4 carbon atoms;
X is hydrogen or halogen; R₂
is hydrogen or alkyl having 1-4
carbon atoms; n is 1, 2 or 3; Q
and W independently from each
other stand for -N= or -CH=; and
R₄ and R₅ independently from
each other represent hydrogen,

halogen, trifluoromethyl or alkoxy having 1-4 carbon atoms) and pharmaceutically acceptable acid addition salts thereof possess useful anxiolytic and cognition enhancing properties.

**Substituted alkylaminopyridazinone derivatives, process for
the preparation thereof and pharmaceutical composition
containing the same**

Field of the invention

The invention relates to substituted alkylaminopyridazinone derivatives, process for the preparation thereof and pharmaceutical composition containing the same.

Background of the invention

Anxiety is a major CNS symptom accompanied by many psychiatric disorders, medical and surgical conditions and stress situations. Benzodiazepines such as diazepam, chlordiazepoxide, and alprazolam etc. are the most commonly used agents in the various anxiety disorders. However, sedative and amnestic side effects are a major disadvantage of these drugs especially in disorders affecting active, working populations. Moreover, withdrawal symptoms may occur following suspension of benzodiazepine administration after long term therapy. Therefore, finding of an effective anxiolytic/antistress compound without such undesirable side effects, low addictive potential and good safety features still

remains one of the most challenging aims of CNS pharmacology research these days.

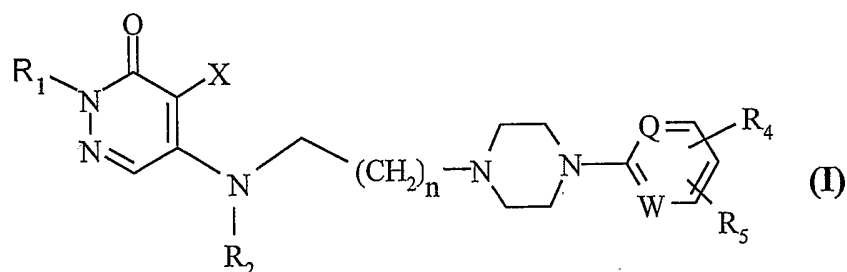
Piperazinylalkylamino-3(2H)-pyridazinone derivatives having blood pressure lowering effect and being suitable for the treatment of heart failure and peripheral circulatory disturbances are known from EP-A No. 372 305.

Summary of the invention

The object of the invention is to provide new substituted alkylaminopyridazinone derivatives having useful pharmaceutical properties and free of disturbing side-effects.

The above object is achieved with the aid of the present invention.

According to the present invention there are provided new alkylaminopyridazinone derivatives of the general Formula



(wherein

R₁ is hydrogen or alkyl having 1-4 carbon atoms;

X is hydrogen or halogen;

R₂ is hydrogen or alkyl having 1-4 carbon atoms;

n is 1, 2 or 3;

Q and W independently from each other stand for -N= or -CH=;

and

R₄ and R₅ independently from each other represent hydrogen, halogen, trifluoromethyl or alkoxy having 1-4 carbon atoms) and pharmaceutically acceptable acid addition salts thereof.

Description of the preferred embodiments

A preferable subgroup of the invention compounds of the general Formula I are those derivatives, in which

R₁ is hydrogen;

X is hydrogen;

n is 1;

Q and W independently from each other stand for -N= or -CH=;

and

R₄ and R₅ independently from each other represent hydrogen, chlorine, fluorine, trifluoromethyl or methoxy and pharmaceutically acceptable acid addition salts thereof.

The following compounds of the general Formula I possess particularly preferable pharmaceutical properties:

5-{2-[4-(methoxytrifluoromethylphenyl)piperazine-1-yl]ethylamino}-2*H*-pyridazine-3-one;

5-{2-[4-(2-fluorophenyl)piperazine-1-yl]ethylamino}-2*H*-pyridazine-3-one;

5-{2-[4-phenylpiperazine-1-yl]ethylamino}-2*H*-pyridazine-3-one;

5-[2-(4-pyridin-2-ylpiperazine-1-yl)ethylamino]-2*H*-pyridazine-3-one;

5-[2-(4-pyrimidin-2-ylpiperazine-1-yl)ethylamino]-2*H*-pyridazine-3-one;

5-{2-[4-(3-chlorophenyl)piperazine-1-yl]ethylamino}-2*H*-pyridazine-3-one;

5-{2-[4-(4-fluorophenyl)piperazine-1-yl]ethylamino}-2*H*-pyridazine-3-one

~~and pharmaceutically acceptable acid addition salts thereof.~~

The definition of the terms used throughout the body of the specification and the claims is as follows:

The term "halogen" means the fluorine, chlorine, bromine and iodine atoms, and is preferably chlorine.

The term "alkyl group having 1-4 carbon atoms" relates to straight or branched chained alkyl groups, e.g. methyl, ethyl, n-propyl, isopropyl, n-butyl, sec-butyl, isobutyl or tert-butyl etc.

The term "alkoxy" relates to straight or branched chained alkoxy groups, e.g. methoxy, ethoxy, isopropoxy or n-butoxy, preferably methoxy.

The term "leaving group" relates to halogen (e.g. chlorine, bromine) or alkylsulfonyloxy groups (e.g. methylsulfonyloxy) or arylsulfonyloxy groups (e.g. benzylsulfonyloxy, p-toluenesulfonyloxy).

The term "pharmaceutically suitable acid addition salt" of the substituted alkylaminopyridazinone derivatives of the general Formula I, relates to non-toxic acid addition salts of the ~~compounds formed with inorganic acids such as hydrochloric acid, hydrobromic acid, sulfuric acid, phosphoric acid etc. or organic acids such as formic acid, acetic acid, maleic acid, fumaric acid, lactic acid, tartaric acid, succinic acid, citric acid, benzenesulfonic acid, p-toluenesulfonic acid, methanesulfonic acid etc.~~

According to a further feature of the present invention there is provided a process for the preparation of compounds of the general Formula I

(wherein

R₁ is hydrogen or alkyl having 1-4 carbon atoms;

X is hydrogen or halogen;

R₂ is hydrogen or alkyl having 1-4 carbon atoms;

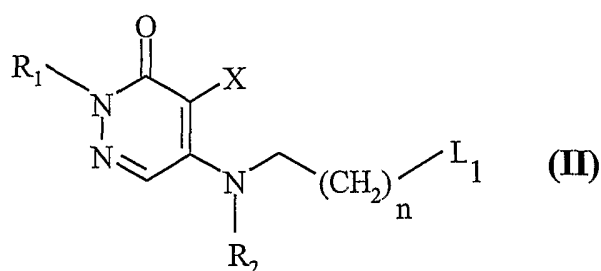
n is 1, 2 or 3;

Q and W independently from each other stand for -N= or -CH=;

and

R₄ and R₅ independently from each other represent hydrogen, halogen, trifluoromethyl or alkoxy having 1-4 carbon atoms) and pharmaceutically acceptable acid addition salts thereof which comprises

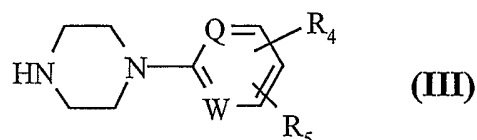
a) reacting a compound of the general Formula



(wherein

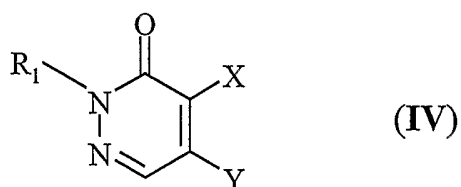
L_1 is leaving group and R_1 , R_2 , X and n are as stated above)

with an amine of the general Formula

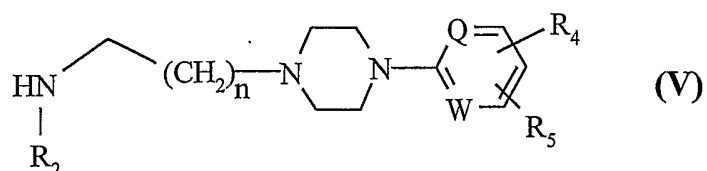


(wherein Q , W , R_4 and R_5 are as stated above); or

b) reacting a compound of the general Formula



(wherein Y is halogen and R_1 and X are as stated above) with a compound of the general Formula



(wherein R_2 , n , Q , W , R_4 and R_5 are as stated above);
and, if desired, subjecting a compound of the general Formula I,
wherein X stands for halogen, to catalytic dehalogenation to
obtain a compound of the general Formula I or its hydrochloride
salt, wherein X is hydrogen; and/or
converting a compound of the general Formula thus obtained
into a pharmaceutically acceptable acid addition salt thereof or
setting free a compound of the general Formula I from an acid
addition salt.

In case of processes (a) and (b) of the invention, the reactions
are carried out in a manner similar to the known analogous
processes, see e.g. March, J.: Advanced Organic Chemistry,
Reactions, Mechanism and Structure, 4th Edition, John Wiley
and Sons, New York, 1992.

~~When a substituted alkylaminopyridazinone derivative of the~~
Formula I, wherein X stands for halogen, preferably chlorine, is
subjected to catalytic hydrogenation, then dehalogenation
proceeds and the corresponding substituted
alkylaminopyridazinone derivative of the Formula I or its
hydrochloride salt, wherein X stands for a hydrogen atom is
formed.

The catalytic hydrogenation is carried out in an analogous manner as the processes described in the literature [e.g. March, J.: Advanced Organic Chemistry, Reactions, Mechanism and Structure, 4th Edition, John Wiley and Sons, New York, 1992]. As the hydrogen source, for example, hydrogen gas, hydrazine, hydrazine hydrate, formic acid, a trialkylammonium formate or an alkali metal formate can be used. The catalyst is suitably palladium, platinum oxide, Raney nickel etc. The reaction can be performed in the presence or absence of an acid binding agent. As the acid binding agent, an inorganic base such as sodium hydroxide or an organic base such as hydrazine, triethyl amine, diisopropyl ethyl amine etc. can be used. The reaction can be carried out in an indifferent protic or aprotic solvent or a mixture thereof. The protic solvent is, for example, an alkanol, water or mixtures thereof, the aprotic solvent is suitably dioxane, tetrahydrofuran or dichloromethane. In general, the reaction temperature is 0-150°C, preferably 20-100°C.

The preparation of the acid addition salt from the free base of the general Formula I and the liberation of the base from the acid addition salt are carried out in a manner known *per se*.

The alkylaminopyridazinone derivatives of the general Formula II used as the starting compounds can be prepared by the

process described in the International Patent Application No. PCT/HU98/00054; (WO 99/64402).

The amines of the general Formula III are partly known compounds. The novel ones can be prepared in an analogous way [Pollard et al., J.Am.Chem.Soc., 56, 2199 (1934)].

The dihalopyridazinone derivatives of the general Formula IV are partly known. The novel compounds can be prepared by using the methods known from the literature [Homer et al., J. Chem. Soc., 1948, 2194].

The compounds of the general Formula V can be prepared from the corresponding amine of the general Formula III in a manner known *per se* [Shigenaga, S. et al., Arch. Pharm., 329(1), 3-10 (1996); Janssens, F. et al., J. Med. Chem., 28(12), 1934-1943 (1985); He Xiao Shu et al., Bioorg. Med. Chem. Lett., 7(18), 2399-2402 (1997)].

The pharmacological effect of the substituted alkylaminopyridazinone derivatives of the general Formula I was studied in the following test.

Methods and Results

Effects on blood pressure

The experiments were performed in conscious, freely moving, male Wistar rats using a radiotelemetry system (Data Sciences International, St. Paul, Minnesota, USA). Prior to treatments rats were implanted with transmitters (type: TL11M2-C50-PXT) that permitted continuous monitoring of arterial blood pressure. Under sterile surgical conditions, catheter of the transmitter was introduced into the abdominal aorta for measurement of arterial blood pressure and the transmitter was sutured to the abdominal wall of animals anaesthetised with pentobarbital-Na (60 mg/kg, i.p.; Nembutal inj. Phylaxia-Sanofi, Budapest). After surgery the animals were treated with an antibiotic (1 ml/kg i.m. Tardomyocel comp. inj. ad us. vet., Bayer AG, Leverkusen, Germany). A 7-day postoperative recovery period was allowed. Radio signals emitted by the transmitters were detected by RLA1000 type receivers placed under each animal's cage. The data were collected, saved and evaluated using the Dataquest IV. software from Data Sciences. The computer was set to sample the parameters for 10 seconds in every second minute.

The test substances or vehicle (methyl cellulose 0.4% w/v) were administered orally by gavage in a volume of 1 ml/kg at about

10 a.m. The effects of test items were measured for 6 hours. The effect of each compound was compared with that caused by vehicle treatment using two-way analysis of variance for repeated measures with Scheffe's post hoc test.

Data obtained are shown in the Table 1. None of the compounds examined reduced blood pressure of the test animals.

Table 1

Effects of different test items or vehicle on mean arterial blood pressure for 6 hours after treatment in conscious rats

Example	Mean blood pressure				Results of statistical evaluation
	after treatment with placebo (mmHg)		after treatment with test compound (mmHg)		
	Mean	S.E.	Mean	S.E.	
7	92.6	3.3	92.7	3.2	N.S.

S.E. = Standard Error (of the mean); N.S. = Not significant statistically (when compared to placebo)

According to data presented here the compounds of present invention have no effect on blood pressure, indicating the lack of antihypertensive potential.

Anxiolytic effect

Vogel lick-conflict

Experiments were performed in a PC operated system (LIKOSYS, Experimetria, Hungary) consisted of 8 test chambers (20 cm x 20 cm x 20 cm Plexiglas boxes) each of which was equipped with a water fountain system mounted at appropriate height on the wall of the chamber and metal grid floor for delivering electric shocks. 160-180 g male Wistar rats (N=8) were deprived of drinking water 48 h and fasted for 24 h prior to test. Test and reference compounds or vehicle were administered *intraperitoneally*, 30 min prior to test. All procedures were carried out in a quiet, air-conditioned room between 07:30 and 13:00 h at an ambient temperature of 23 ± 2 °C. At the beginning of the test the animals were placed in the test chamber where they had free access to drinking water for a 30 s grace period. After that, electric shocks (600 μ A, 0.6 s) were applied through the drinking spout following every 20 licks during the 5 min test period (Vogel et al, 1971). Number of punished licks were recorded and stored by an IBM compatible computer. Means \pm SEM of numbers of tolerated shocks were calculated in each group, statistical analysis of data was performed by one way ANOVA followed by Duncan's test (STATISTICA). The results obtained are shown in Table 2. Diazepam [7-chloro-1,3-dihydro-1-methyl-5-phenyl-2H-1,4-benzodiazepine-2-one] was used as the reference substance.

Table 2

Vogel's drinking conflict test

Compound (Example No.)	MED in mg/kg ip.
1	20.0
2	20.0
3	5.0
4	10.0
5	20.0
7	20.0
Diazepam	5.0

The data of Table 2 indicate that the substituted alkylaminopyridazinone derivatives of the general Formula I have significant anxiolytic effect equivalent to that of diazepam.

Elevated plus-maze test in rats

Tests have been performed as described by Pellow and co-workers [J. Neurosci. Methods, 14, 149 (1985)]. A wooden cross, 15 cm wide with 100 cm long arms was used for the experiments. The sides and ends of two opposite arms of the cross were equipped with 40 cm high walls, however, the arms

were open to the 15x15 cm central area (closed arms). The two other opposite arms were not encircled by walls (open arms).

Male Sprague-Dawley rats weighing 200-220 g were used for the experiments. The animals were placed in the central area of the equipment 60 min after treatment and the following four parameters have been observed for the 5 min test time:

- time spent in the open arms,
- time spent in the closed arms,
- number of entries into the open arms,
- number of entries into the closed arms.

The effect was expressed as percent increase in either the time (measured in sec) spent in the open arms or number of entries into the open arms. MEDs (minimal effective dose) were determined for each compound regarding the time spent in the open arms.

The results obtained are summarized in Table 3. Buspirone [8-{4-[4-(2-pyrimidinyl)-1-piperazinyl]butyl}-8-azaspiro[4,5]decane-7,9-dione] was used as the reference substance.

Table 3
Elevated plus-maze test in rats

Compound (Example No.)	MED in mg/kg po.
3	0.1
Buspirone	3.0

From Table 3 it is evident that the substituted alkylaminopyridazinone derivatives of the general Formula I have outstanding anxiolytic activity in the above test, considerably exceeding the efficacy of the reference substance.

Sedative effect

Inhibition of spontaneous motor activity

The effect on spontaneous motor activity was investigated according to Borsy and co-workers [Borsy, J. et al, Arch. Int. Pharmacodyn., 124, 180-190 (1960)] in a ten channel Dews instrument, with 1-1 animal in each channel. Animals were placed into the instrument 60 min after per os treatment with either vehicle or test compound, and interruptions of infrared beams were recorded for 30 min. From these data, 50 per cent inhibitory doses (ID₅₀) have been determined by regression

analysis. The results obtained are shown in Table 4. Diazepam was used as the reference substance.

Table 4
Inhibition of spontaneous motility in mouse

Compound (Example No.)	ID ₅₀ in mg/kg po.
2	21.0
3	60.0
5	>100.0
Diazepam	7.0

In contrast to the diazepam used as the reference substance, the tested substituted alkylaminopyridazinone derivatives of the general Formula I display sedative effect only in a relatively high dose.

Based on the above test data, the substituted alkylaminopyridazinone derivatives of the general Formula I are effective in the treatment of various clinical patterns connected with anxiety. In case of certain compounds, the anxiolytic potential exceeds by several orders of magnitude the effect of the marketed reference substances (diazepam, buspirone). Sedative side-effect appears only in a dose that is multiple of

the one needed to produce the expected therapeutical effect. This means that the substituted alkylaminopyridazinone derivatives of the general Formula I do not have sedative, life quality deteriorating side-effects which are characteristic of benzodiazepines.

Effect of cognition and memory

Male Wistar rats weighing 200-220g were used. The animals were obtained from Charles River Co. They were kept in a room with normal 12-12 h light-dark cycle (light on: 06:00) at relative humidity of $60\pm 10\%$.

The experiment was performed in a five-channel "step through"-type passive avoidance learning apparatus. The equipment consisted of two adjacent Plexi-glass boxes of 20x20x16 cm. One of them was made of regular transparent Plexi-glass and the other one was made of black, non-transparent Plexi-glass. The boxes were connected with a 7.5x8 cm passage way, equipped with a computer-controlled guillotine-door. The passage of the rats through the door was detected by infrared photocells arranged in two parallel lines in the opening of the passage way. The door was automatically closed when the animals passed through. The dark compartment was equipped with stainless steel grid floor through which

electric foot shocks could have been delivered to the animals. A 10 W light bulb was installed above the passage way in the light compartment.

The experiment was performed on two consecutive days, in two sessions which were 24 h apart from each other.

On Day 1 (Acquisition) the animals acquired information about the situation (grid floor shock in the dark compartment), on Day 2 (Retention) they recalled the acquired information to avoid punishment (“if I go into the dark I will be punished, so I stay outside in the light”).

Day 1 (Acquisition)

The individually numbered animals were placed into the light compartment of the equipment. After 30 s the guillotine door was opened and the rats could freely pass to the dark (considered as safe) compartment. Step through latency was automatically determined. (Step-through latency is the time period spanning from door opening to the time when the animal passed into the dark compartment.) The door was closed then, and the timer was automatically stopped. An electric foot shock of 1.2 mA lasting 2.5 s was applied to the animal through the grid floor 3 s after the door has been closed, except for rats in the absolute control group (no shock + vehicle treated). Test

animals were removed from the dark compartment immediately after foot shock has been delivered. The function of the absolute control group was to show that shocked animals will remember the unpleasant foot shock as revealed by increased latency time when compared to absolute control. That is the essence of acquisition.

Day 2 (Retention)

After 24 h, the animals were placed again in the light compartment of the test apparatus and step-through latency was measured as described at Acquisition day, except that no foot shock was applied to the animals in any group on the second day. A maximum of 180 s time interval was available for the rats to pass into the dark compartment. The animals were removed from the light compartment if they did not pass to the dark compartment within the 180 s test period.

The investigators surprisingly found that the invention compounds significantly increased step-through latency into the dark compartment of the passive avoidance apparatus after Day 2 administration of the compound (Fig 1).

It is shown on Fig 1 that in absolute control group (no shock, untreated), step-through latency was approximately the same on both experimental days (meaning that there was nothing to recall and avoid on the second day).

In the shocked, vehicle-treated control group the unavoidable 1.2 mA foot shock resulted in a significantly increased step-through latency on Day 2 when compared to absolute control. The experimental animals recalled the annoying experience (foot shock) in the dark, therefore, they pass into the dark compartment with a significantly longer time (increased latency).

In the treated groups this augmented latency has been further increased after the Day 2 treatment indicating that the retention of memory has been improved.

These surprising effects are not evident since anxiolytic compounds (i.e. diazepam) have a deleterious effect on memory.

From therapeutic point of view the advantageous effect of compounds of general Formula I on learning and memory signifies that the compounds could be appropriate for treating and/or preventing diseases or conditions accompanying diseases wherein learning or memory functions are suffering a loss or there is a possibility to suffering a loss. Such diseases are, but not limited to - as mentioned earlier – Alzheimer's disease, Korsakoff syndrome, Huntington's disease, Parkinson's disease and mental decline due to ageing processes, impairment of the cognitive functions or to exposure to toxic substances as well.

Summary

The compounds of general Formula I possess surprisingly considerable anxiolytic properties without sedative side effects in their anxiolytic dose range. In addition to the anxiolytic efficacy, the compounds of general Formula I have advantageous effects on cognition and memory. According to our studies the compounds of general Formula I surprisingly have no antihypertensive potential.

The compounds of the invention and pharmaceutically suitable acid addition salts thereof can be used as active ingredients in pharmaceutical compositions.

Furthermore, the invention relates to a pharmaceutical composition comprising a substituted alkylaminopyridazinone derivatives of the general Formula I or a pharmaceutically suitable acid addition salt thereof and one or more conventional carriers.

The pharmaceutical composition of the invention contains, in general, 0.1 to 95 per cent by weight, preferably 1 to 50 per cent by weight, suitably 5 to 30 per cent by weight of the active ingredient.

The pharmaceutical composition of the invention is suitable for peroral, parenteral, rectal or transdermal administration or for local treatment, and can be solid or liquid.

The solid pharmaceutical compositions suitable for peroral administration may be powders, capsules, tablets, film-coated tablets, microcapsules etc., and can comprise binding agents such as gelatine, sorbitol, poly(vinyl-pyrrolidone) etc.; filling agents such as lactose, glucose, starch, calcium phosphate etc.; auxiliary substances for tableting such as magnesium stearate, talc, poly(ethylene glycol), silica etc.; wetting agents such as sodium laurylsulfate etc. as the carrier.

The liquid pharmaceutical compositions suitable for peroral administration may be solutions, suspensions or emulsions and can comprise e.g. suspending agents such as gelatine, carboxymethylcellulose etc.; emulsifiers such as sorbitane monooleate etc.; solvents such as water, oils, glycerol, propylene glycol, ethanol etc.; preservatives such as methyl p-hydroxybenzoate etc. as the carrier.

Pharmaceutical compositions suitable for parenteral administration consist of sterile solutions of the active ingredient, in general.

Dosage forms listed above as well as other dosage forms are known *per se*, see e.g. Remington's Pharmaceutical Sciences, 18th Edition, Mack Publishing Co., Easton, USA (1990).

The pharmaceutical composition contains dosage unit, in general. A typical dose for adult patients amounts to 0.1 to 1000 mg of the compound of the general Formula I or a pharmaceutically suitable acid addition salt thereof calculated for 1 kg body weight, daily. The daily dose can be administered in one or more portions. The actual dosage depends on many factors and is determined by the doctor.

The pharmaceutical composition is prepared by admixing a compound of the general Formula I or a pharmaceutically suitable acid addition salt thereof to one or more carrier(s), and converting the mixture obtained to a pharmaceutical composition in a manner known *per se*. Useful methods are known from the literature, e.g. Remington's Pharmaceutical Sciences mentioned above.

According to a further feature of the present invention there is provided the use of compounds of the general Formula I or a pharmaceutically acceptable acid addition salt thereof as pharmaceutical active ingredient.

According to a preferred embodiment of the above feature of the invention there is provided the use of compounds of the general Formula I or pharmaceutically acceptable acid addition salts thereof as anxiolytic and cognition enhancing pharmaceutically active ingredients.

According to a still further feature of the present invention there is provided a method of anxiolytic and cognition enhancing treatment of anxiolytic conditions which comprises administering to the person in need of such treatment a pharmaceutically effective amount of a compound of the general Formula I according to claim 1 or a pharmaceutically acceptable acid addition salt thereof.

Further details of the present invention are to be found in the following Examples without limiting the scope of protection to ~~said Examples.~~

EXAMPLES

Example 1

Preparation of 5-{2-[4-(methoxytrifluoromethylphenyl)-piperazine-1-yl]-ethylamino}-2*H*-pyridazine-3-one trihydrochloride

3.7 g (0.0086 moles) of 4-chloro-5-{2-[4-(methoxytrifluoromethylphenyl)piperazine-1-yl]ethylamino}-*H*-pyridazine-3-one, 370 cm³ of methanol, 3.2 cm³ (0,018 moles) of diisopropyl-ethylamine and 3.7 g of palladium on carbon catalyst consisting of 8% of Pd, 28% of C and 64% of H₂O are transferred into an autoclave. The reaction mixture is stirred at room temperature and under a hydrogen pressure of 10 atm for 4 hours. Then, the excess hydrogen is let out from the autoclave, ~~the reaction mixture is heated to reflux temperature and stirred~~ at this temperature for 5 minutes, then filtered while hot, and the catalyst is washed three times using 33 cm³ of a 1:1 mixture of methanol and dichloromethane each time. The combined filtrates are evaporated under reduced pressure, and the residue is subjected to chromatography over a silica gel column using a 19:1 mixture of chloroform and methanol as the eluent. The fractions containing the product are evaporated, the residue is dissolved in a mixture of ethyl acetate and diethyl ether, and, to

the solution obtained, ether containing hydrogen chloride are added, drop by drop. The crystals that precipitate are stirred for half an hour under cooling with ice water, then filtered and washed with diethyl ether. The product is dried at 80 °C over phosphorus pentoxide *in vacuo* for 3 hours.

Thus, 1.84 g (54 %) of the title compound are obtained. M.p.: 238-240 °C

Analysis: for C₁₈H₂₅Cl₃F₃N₅O₂ (506.79)

calculated: C 42.66 %, H 4.97 %, N 13.82 %, Cl 20.99 %;

found: C 42.53 %, H 5.01 %, N 13.63 %, Cl 20.69 %.

IR (KBr): 3294, 2340, 1630, 1330, 1115:

¹H-NMR (DMSO-d₆, i400): 13.23 (b, 1H), 11.49 (b, 1H), 8.43 (b, 1H), 7.90 (bs, 1H), 7.40 (d, J=8.5 Hz, 1H), 7.18 (d, J=8.7 Hz, 1H), 7.15 (s, 1H), 6.05 (bs, 1H), 3.89 (s, 3H), 3.13-3.75 (m, 12H).

¹³C-NMR (DMSO-d₆, i400): 162.14, 154.81, 150.30, 139.98, 134.04, 124.68 (q, J=271.6 Hz), 121.51 (q, J=31.7 Hz), 120.92 (q), 114.81 (q), 112.22, 93.60, 56.13, 53.09, 51.30, 46.69, 36.49.

Example 2

Preparation of 5-{2-[4-(2-fluorophenyl)piperazine-1-yl]ethylamino}-2*H*-pyridazine-3-one

2.5 g (0.0071 moles) of 4-chloro-5-{2-[4-(2-fluorophenyl)piperazine-1-yl]ethylamino}-2*H*-pyridazine-3-one, 400 cm³ of a 9:1 mixture of methanol and distilled water and 2.5 g of palladium on carbon catalyst consisting of 8% of Pd, 28% of C and 64% of H₂O are weighed into an apparatus of 1000 cm³ volume equipped with a reflux condenser connected to a bubbling device. 1.4 cm³ of hydrazine hydrate are added, drop by drop, to the reaction mixture that is then stirred at reflux temperature for 1 hour. The mixture is filtered while hot, and the catalyst is washed three times using 33 cm³ of a 1:1 mixture of methanol and dichloromethane. The combined filtrates are evaporated, and the residue is dissolved in 25 cm³ of a 8:1 mixture of ethanol and water under heating, the solution is filtered, and the filtrate is evaporated to the fifth of the original volume. After cooling, the crystals separated are stirred for further half an hour under cooling with ice water, then filtered and washed with diethyl ether. The product is dried at 40°C over phosphorus pentoxide *in vacuo* for 3 hours.

Thus, 1.91 g (84.8 %) of the title compound are obtained.

M.p.: 103-105 °C.

Analysis: for C₁₆H₂₀FN₅O (317.37)

calculated: C 60.55 %, H 6.35 %, N 22.07 %;

found: C 60.25 %, H 6.34 %, N 21.89 %.

IR (KBr): 3272, 3122, 1633, 1550.

¹H-NMR (DMSO-d₆, i400): 11.87 (bs, 1H), 8.35 (d, J=4.8 Hz, 2H), 7.48 (d, J=2.6 Hz, 1H), 6.85 (bt, J=5.1 Hz, 1H), 6.62 (t, J=4.7 Hz, 1H), 5.40 (~s, 1H), 3.73 (m, 4H), 3.14 (~q, J=6.0 Hz, 2H), 2.50 (m)

¹³C-NMR (DMSO-d₆, i400): 162.42, 161.38, 158.08, 149.44, 131.73, 110.28, 94.38, 55.85, 52.71, 43.40, 39.16.

Example 3

Preparation of 5-{2-[4-phenylpiperazine-1-yl]ethylamino}-2H-pyridazine-3-one

3.3 g (0.01 moles) of 4-chloro-5-[2-(4-phenylpiperazine-1-yl)ethylamino]-2H-pyridazine-3-one, 500 cm³ of a 9:1 mixture of methanol and distilled water and 3.3 g of palladium on carbon catalyst consisting of 8% of Pd, 28% of C and 64% of H₂O are weighed into an apparatus of 1000 cm³ volume equipped with a reflux condenser connected to a bubbling

device. 2 cm³ of hydrazine hydrate are added, drop by drop, to the reaction mixture that is then stirred at reflux temperature for 3 hours. The mixture is filtered while hot, and the catalyst is washed three times using 33 cm³ of a 1:1 mixture of methanol and dichloromethane. The combined filtrates are evaporated, and the residue is dissolved in 15 cm³ of a 8:1 mixture of ethanol and water under heating, the solution is filtered, and the filtrate is evaporated to the fourth of the original volume. After cooling, the crystals separated are stirred for further half an hour under cooling with ice water, then filtered and washed with diethyl ether. The product is dried at 60 °C over phosphorus pentoxide *in vacuo* for 3 hours.

Thus, 2.18 g (72.9 %) of the title compound are obtained. M.p.: 147-149°C.

~~Analysis: for: C₁₆H₂₀FN₅O (317.37)~~

calculated: C 64.19 %, H 7.07 %, N 23.39 %;

found: C 63.74 %, H 7.09 %, N 22.89 %.

IR (KBr): 3484, 3318, 1638, 1600.

¹H-NMR (DMSO-d₆, i400): 11.98 (bs, 1H), 7.52 (d, J=2.3 Hz, 1H), 7.21 (~t, J=7.8 Hz, 2H), 6.91 (~d, J=8.5 Hz, 2H), 6.90 (bt,

$J=5.1$ Hz, 1H), 6.77 (t, $J=7.2$ Hz, 1H), 5.44 (d, $J=2.3$ Hz, 1H), 3.14 (m, 6H), 2.56 (m, 6H).

^{13}C -NMR (DMSO- d_6 , 400): 162.46, 151.20, 149.47, 131.76, 129.11, 118.97, 115.52, 94.37, 55.87, 52.93, 48.30, 39.25.

Example 4

Preparation of 5-[2-(4-pyridin-2-ylpiperazine-1-yl)ethylamino]-2H-pyridazine-3-one

3.2 g (0.0096 moles) of 4-chloro-5-[2-(4-pyridin-2-ylpiperazine-1-yl)-ethylamino]-2H-pyridazine-3-one, 500 cm³ of a 9:1 mixture of methanol and distilled water and 3.2 g of palladium on carbon catalyst consisting of 8% of Pd, 28% of C and 64% of H₂O are weighed into an apparatus of 1000 cm³ volume equipped with a reflux condenser connected to a bubbling device. 1.6 cm³ of hydrazine hydrate are added, drop by drop, to the reaction mixture that is then stirred at reflux temperature for 2 hours. The mixture is filtered while hot, and the catalyst is washed three times using 33 cm³ of a 1:1 mixture of methanol and dichloromethane. The combined filtrates are evaporated, and the residue is dissolved in 30 cm³ of a 8:1 mixture of ethanol and water under heating, the solution is filtered, and the filtrate is evaporated to the fifth of the original volume. After cooling, the crystals separated are stirred for

further half an hour under cooling with ice water, then filtered and washed with diethyl ether. The product is dried at 80 °C over phosphorus pentoxide *in vacuo* for 3 hours.

Thus, 2.44 g (85.0 %) of the title compound are obtained. M.p.: 150-152 °C.

IR (KBr): 3444, 1605, 1340, 1167.

¹H-NMR (CDCl₃, g200): 11.91 (bs, 1H), 8.11 (m, 1H), 7.51 (m Hz, 2H), 6.95 (b, 1H), 6.85 (m, 1H), 6.65 (m, 1H), 5.44 (s, 1H), 3.52 (m, 4H), 3.22 (m, 4H), 2.63 (m, 4H).

Example 5

Preparation of 5-[2-(4-pyrimidin-2-ylpiperazine-1-yl)ethylamino]-2*H*-pyridazine-3-one

3.4 g (0.01 moles) of 4-chloro-5-[2-(4-pyrimidin-2-ylpiperazine-1-yl)-ethylamino]-2*H*-pyridazine-3-one, 500 cm³ of a 9:1 mixture of methanol and distilled water and 3.4 g of palladium on carbon catalyst consisting of 8% of Pd, 28% of C and 64% of H₂O are weighed into an apparatus of 1000 cm³ volume equipped with a reflux condenser connected to a bubbling device. 1.7 cm³ of hydrazine hydrate are added, drop by drop, to the reaction mixture that is then stirred at reflux

temperature for 1.5 hours. The mixture is filtered while hot, and the catalyst is washed three times using 33 cm³ of a 1:1 mixture of methanol and dichloromethane. The combined filtrates are evaporated, and the residue is dissolved in 28 cm³ of a 8:1 mixture of ethanol and water under heating, the solution is filtered, and the filtrate is evaporated to the fifth of the original volume. After cooling, the crystals separated are stirred for further half an hour under cooling with ice water, then filtered and washed with diethyl ether. The product is dried at 80 °C over phosphorus pentoxide *in vacuo* for 3 hours.

Thus, 2.19 g (72.5 %) of the title compound are obtained. M.p.: 199-201°C.

Analysis: for C₁₄H₁₉N₇O (301.35)

calculated: C 55.80 %, H 6.36 %, N 32.54 %;

found: ~~C 55.71 %, H 6.33 %, N 32.41 %.~~

IR (KBr): 3272, 3122, 1633, 1550.

¹H-NMR (DMSO-d₆, i400): 11.87 (bs, 1H), 8.35 (d, J=4.8 Hz, 2H), 7.48 (d, J=2.6 Hz, 1H), 6.85 (bt, J=5.1 Hz, 1H), 6.62 (t, J=4.7 Hz, 1H), 5.40 (~s, 1H), 3.73 (m, 4H), 3.14 (~q, J=6.0 Hz, 2H), 2.50 (m).

^{13}C -NMR (DMSO- d_6 , 400): 162.42, 161.38, 158.08, 149.44, 131.73, 110.28, 94.38, 55.85, 52.71, 43.40, 39.16.

Example 6

Preparation of 5-{2-[4-(3-chlorophenyl)piperazine-1-yl]ethyl-amino}-2H-pyridazine-3-one

A mixture of 1.96 g (0.01 moles) of 1-(3-chlorophenyl)-piperazine, 8 cm³ of dimethylformamide, 4.5 cm³ (0.014 moles) of triethylamine, 0.2 g of potassium iodide and 1.9 g (0.009 moles) of 5-(2-chloroethylamino)-2H-pyridazine-3-one hydrochloride is stirred at reflux temperature for 2 hours. To the reaction mixture, a solution of 3.0 g of sodium hydrogen carbonate in 40 cm³ of water is added, drop by drop. Due to the presence of the water, oil separates. The water is decanted from the oil, and 10 cm³ of dichloro-methane are added to the residue. ~~The crystals separating under stirring are filtered.~~ The crude product is dissolved in methanol at reflux temperature under stirring, treated with charcoal, filtered, and the filtrate is evaporated to the fifth of the original volume. The residue is stirred under cooling with ice water, and the precipitated crystals are filtered.

Thus, 1.21 g (40.5 %) of the title compound are obtained. M.p.: 187-189°C.

Analysis: for $C_{16}H_{20}ClN_5O$ (333.82)

calculated: C 57.57 %, H 6.04 %, Cl 10.62 %, N 20.98 %;

found: C 57.09 %, H 6.05 %, Cl 10.38 %, N 22.68 %.

IR (KBr): 3410, 3277, 1624, 1599, 1240.

1H -NMR (DMSO- d_6 , i400): 11.93 (bs, 1H), 7.20 (~t, $J=8.2$ Hz, 1H), 6.89 (m, 1H), 6.87 (bt, $J=5.2$ Hz, 1H), 6.78 (m, 1H), 5.42 (d, $J=2.5$ Hz, 1H), 3.18 (m, 6H), 2.54 (m, 6H).

^{13}C -NMR (DMSO- d_6 , i400): 162.38, 152.40, 149.42, 134.01, 131.70, 130.57, 118.17, 114.65, 113.78, 94.37, 55.80, 52.71, 47.74, 39.22.

Example 7

Preparation of 5-{2-[4-(4-fluorophenyl)piperazine-1-yl]ethylamino}-2H-pyridazine-3-one

3.51 g (0.01 moles) of 4-chloro-5-{2-[4-(4-fluorophenyl)piperazine-1-yl]ethylamino}-2H-pyridazine-3-one, 350 cm³ of a 9:1 mixture of methanol and distilled water, 0.44 g (0.011 moles) of sodium hydroxide and 3.5 g of palladium on carbon catalyst consisting of 8% of Pd, 28% of C and 64% of H₂O are transferred into an autoclave. The reaction mixture is stirred at room temperature under a hydrogen pressure of 10 atm

for 3 hours. Then, the excess hydrogen is let out from the autoclave, the reaction mixture is heated to reflux temperature and stirred at this temperature for 5 minutes, then filtered while hot, and the catalyst is washed three times using 50 cm³ of a 1:1 mixture of methanol and dichloro methane each time. The combined filtrates are evaporated to a volume of 20 cm³, the solution obtained is stirred for half an hour under cooling with ice water, the crystals obtained are filtered and washed with 10 cm³ of cooled methanol.

Thus, 2.98 g (81.7 %) of the title compound are obtained. M.p.: 96-98°C.

Analysis: for: C₁₆H₂₀FN₅O (317.37)

calculated: H 6.35 %, N 22.07 %;

found: H 6.30 %, N 21.64 %.

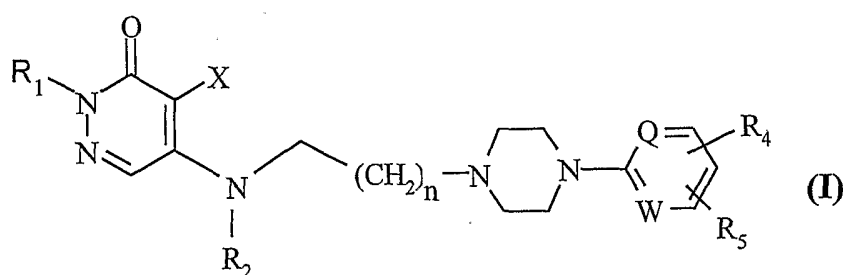
IR (KBr) 3433, 3243, 3081, 1618, 1507, 1226.

¹H-NMR (DMSO-d₆, i400): 11.95 (bs, 1H), 7.52 (d, J=2.5 Hz, 1H), 7.02 (~t, J=8.9 Hz, 2H), 6.94 (dd, J₁=4.7 Hz, J₂=9.3 Hz, 2H), 6.90 (bt, J=5.3 Hz, 1H), 5.43 (d, J=2.5 Hz, 1H), 3.15 (~q, J=6.0 Hz, 2H), 3.08 (m, 4H), 2.56 (m, 6H).

^{13}C -NMR (DMSO- d_6 , i400): 162.42, 156.16 (d, $J=235.4$ Hz),
149.45, 148.10 (d, $J=1.9$ Hz), 131.72, 117.23 ($J=7.6$ Hz),
115.42 (d, $J=21.7$ Hz), 94.35, 55.82, 52.91, 49.09, 39.25.

What we claim is,

1. Compounds of the general Formula



(wherein

R_1 is hydrogen or alkyl having 1-4 carbon atoms;

X is hydrogen or halogen;

R_2 is hydrogen or alkyl having 1-4 carbon atoms;

n is 1, 2 or 3;

Q and W independently from each other stand for $-N=$ or $-CH=$;

and

R_4 and R_5 independently from each other represent hydrogen,

halogen, trifluoromethyl or alkoxy having 1-4 carbon atoms)

and pharmaceutically acceptable acid addition salts thereof.

2. Compounds according to claim 1 (wherein

R_1 is hydrogen;

X is hydrogen;

n is 1;

Q and W independently from each other stand for $-N=$ or $-CH=$;

and

R_4 and R_5 independently from each other represent hydrogen,

chlorine, fluorine, trifluoromethyl or methoxy

and pharmaceutically acceptable acid addition salts thereof.

3. 5-{2-[4-(methoxytrifluoromethylphenyl)-piperazine-1-yl]-ethylamino}-2*H*-pyridazine-3-one according to claim 1 and pharmaceutically acceptable acid addition salts thereof.

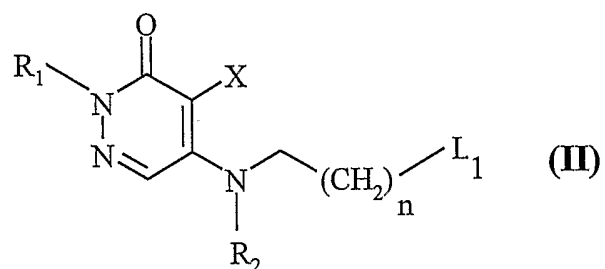
4. 5-{2-[4-(2-fluorophenyl)piperazine-1-yl]ethyl-amino}-2*H*-pyridazine-3-one according to claim 1 and pharmaceutically acceptable acid addition salts thereof.

~~5. 5-{2-[4-phenylpiperazine-1-yl]ethylamino}-2*H*-~~
pyridazine-3-one according to claim 1 and pharmaceutically acceptable acid addition salts thereof.

6. 5-[2-(4-pyridin-2-ylpiperazine-1-yl)ethylamino]-2*H*-pyridazine-3-one according to claim 1 and pharmaceutically acceptable acid addition salts thereof.

7. 5-[2-(4-pyrimidin-2-ylpiperazine-1-yl)ethylamino]-2*H*-pyridazine-3-one according to claim 1 and pharmaceutically acceptable acid addition salts thereof.
8. 5-{2-[4-(3-chlorophenyl)piperazine-1-yl]ethyl-amino}-2*H*-pyridazine-3-one according to claim 1 and pharmaceutically acceptable acid addition salts thereof.
9. 5-{2-[4-(4-fluorophenyl)piperazine-1-yl]ethyl-amino}-2*H*-pyridazine-3-one according to claim 1 and pharmaceutically acceptable acid addition salts thereof.
10. Process for the preparation of compounds of the general Formula I (wherein
R₁ is hydrogen or alkyl having 1-4 carbon atoms;
X is hydrogen or halogen;
R₂ is hydrogen or alkyl having 1-4 carbon atoms;
n is 1, 2 or 3;
Q and W independently from each other stand for -N= or -CH=;
and
R₄ and R₅ independently from each other represent hydrogen, halogen, trifluoromethyl or alkoxy having 1-4 carbon atoms)
and pharmaceutically acceptable acid addition salts thereof
which comprises

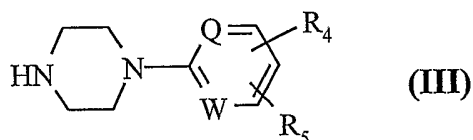
- a) reacting a compound of the general Formula



(wherein

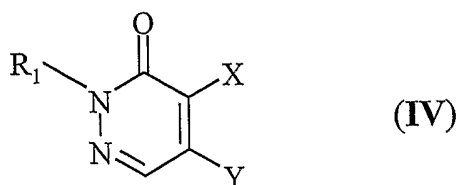
L_1 is leaving group and R_1 , R_2 , X and n are as stated above)

with an amine of the general Formula

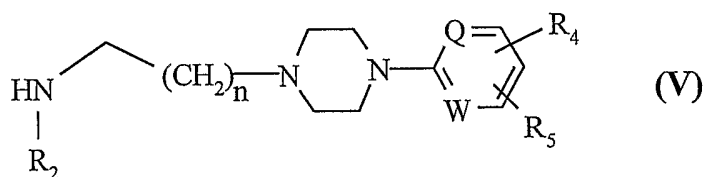


(wherein Q , W , R_4 and R_5 are as stated above); or

- b) reacting a compound of the general Formula



(wherein Y is halogen and R₁ and X are as stated above) with a compound of the general Formula



(wherein R₂, n, Q, W, R₄ and R₅ are as stated above);

and, if desired, subjecting a compound of the general Formula I, wherein X stands for halogen, to catalytic dehalogenation to obtain a compound of the general Formula I or its hydrochloride salt, wherein X is hydrogen; and/or converting a compound of the general Formula thus obtained into a pharmaceutically acceptable acid addition salt thereof or setting free a compound of the general Formula I from an acid addition salt.

11. Pharmaceutical composition comprising as active ingredient at least one compound of the general Formula I or a pharmaceutically acceptable acid addition salt thereof in admixture with suitable inert pharmaceutical carriers and/or auxiliary agents.

12. Process for the preparation of pharmaceutical compositions which comprises admixing a compound of the general Formula I according to claim 1 or a pharmaceutically acceptable acid addition salt thereof with suitable inert pharmaceutical carriers and/or auxiliary agents.

13. Use of compounds of the general Formula I according to claim 1 or a pharmaceutically acceptable acid addition salt thereof as pharmaceutical active ingredient.

14. Use of compounds of the general Formula I according to claim 1 or pharmaceutically acceptable acid addition salts thereof as anxiolytic and cognition enhancing pharmaceutically active ingredients.

15. Method of anxiolytic and cognition enhancing treatment of anxiolytic conditions which comprises administering to the person in need of such treatment a pharmaceutically effective amount of a compound of the general Formula I according to claim 1 or a pharmaceutically acceptable acid addition salt thereof.

INTERNATIONAL SEARCH REPORT

Inter Application No
PCT/HU 02/00097

A. CLASSIFICATION OF SUBJECT MATTER

IPC 7 C07D237/22 C07D401/12 C07D403/12 A61K31/50 A61P25/22
A61P25/28

According to International Patent Classification (IPC) or to both national classification and IPC

B. FIELDS SEARCHED

Minimum documentation searched (classification system followed by classification symbols)

IPC 7 C07D

Documentation searched other than minimum documentation to the extent that such documents are included in the fields searched

Electronic data base consulted during the international search (name of data base and, where practical, search terms used)

EPO-Internal, WPI Data, PAJ, CHEM ABS Data

C. DOCUMENTS CONSIDERED TO BE RELEVANT

Category °	Citation of document, with indication, where appropriate, of the relevant passages	Relevant to claim No.
A	WO 92 12137 A (RICHTER GEDEON VEGYESZETI GYAR RT.) 23 July 1992 (1992-07-23) page 1 -page 3, line 10	1-15
Y	EP 0 372 305 A (CL PHARMA AKTIENGESELLSCHAFT) 13 June 1990 (1990-06-13) cited in the application page 1 -page 2, line 8	1-15
A	US 5 395 934 A (PETER MATYUS ET AL.) 7 March 1995 (1995-03-07) column 1 -column 8, line 16	1-15
Y	US 3 931 176 A (SANDOZ INC.,) 6 January 1976 (1976-01-06) column 1 -column 5, line 40	1-15
	-/--	

Further documents are listed in the continuation of box C.

Patent family members are listed in annex.

° Special categories of cited documents :

- *A* document defining the general state of the art which is not considered to be of particular relevance
- *E* earlier document but published on or after the international filing date
- *L* document which may throw doubts on priority claim(s) or which is cited to establish the publication date of another citation or other special reason (as specified)
- *O* document referring to an oral disclosure, use, exhibition or other means
- *P* document published prior to the international filing date but later than the priority date claimed

- *T* later document published after the international filing date or priority date and not in conflict with the application but cited to understand the principle or theory underlying the invention
- *X* document of particular relevance; the claimed invention cannot be considered novel or cannot be considered to involve an inventive step when the document is taken alone
- *Y* document of particular relevance; the claimed invention cannot be considered to involve an inventive step when the document is combined with one or more other such documents, such combination being obvious to a person skilled in the art.
- *&* document member of the same patent family

Date of the actual completion of the international search

28 January 2003

Date of mailing of the international search report

18/02/2003

Name and mailing address of the ISA

European Patent Office, P.B. 5818 Patentlaan 2
NL - 2280 HV Rijswijk
Tel. (+31-70) 340-2040, Tx. 31 651 epo nl,
Fax: (+31-70) 340-3016

Authorized officer

Kyriakakou, G

INTERNATIONAL SEARCH REPORT

Internal Application No
PCT/HU 02/00097

C.(Continuation) DOCUMENTS CONSIDERED TO BE RELEVANT		
Category °	Citation of document, with indication, where appropriate, of the relevant passages	Relevant to claim No.
Y	PL 164 079 B (AKADEMIA MEDYCZNA, WROCLAW) 30 June 1994 (1994-06-30) the whole document -----	1-15

INTERNATIONAL SEARCH REPORT

International application No.
PCT/HU 02/00097

Box I Observations where certain claims were found unsearchable (Continuation of item 1 of first sheet)

This International Search Report has not been established in respect of certain claims under Article 17(2)(a) for the following reasons:

1. Claims Nos.:
because they relate to subject matter not required to be searched by this Authority, namely:

Although claim 15 is directed to a method of treatment of the human/animal body, the search has been carried out and based on the alleged effects of the compound/composition.
2. Claims Nos.:
because they relate to parts of the International Application that do not comply with the prescribed requirements to such an extent that no meaningful International Search can be carried out, specifically:
3. Claims Nos.:
because they are dependent claims and are not drafted in accordance with the second and third sentences of Rule 6.4(a).

Box II Observations where unity of invention is lacking (Continuation of item 2 of first sheet)

This International Searching Authority found multiple inventions in this international application, as follows:

1. As all required additional search fees were timely paid by the applicant, this International Search Report covers all searchable claims.
2. As all searchable claims could be searched without effort justifying an additional fee, this Authority did not invite payment of any additional fee.
3. As only some of the required additional search fees were timely paid by the applicant, this International Search Report covers only those claims for which fees were paid, specifically claims Nos.:
4. No required additional search fees were timely paid by the applicant. Consequently, this International Search Report is restricted to the invention first mentioned in the claims; it is covered by claims Nos.:

Remark on Protest

- The additional search fees were accompanied by the applicant's protest.
- No protest accompanied the payment of additional search fees.

INTERNATIONAL SEARCH REPORT

Internal publication No

PCT/HU 02/00097

Patent document cited in search report		Publication date	Patent family member(s)	Publication date
WO 9212137	A	23-07-1992	HU 60476 A2	28-09-1992
			CA 2074261 A1	28-06-1992
			EP 0517877 A1	16-12-1992
			WO 9212137 A1	23-07-1992
			JP 5504778 T	22-07-1993
<hr/>				
EP 372305	A	13-06-1990	AT 92487 T	15-08-1993
			AU 622501 B2	09-04-1992
			AU 4589889 A	14-06-1990
			CA 2004298 A1	06-06-1990
			CN 1043129 A ,B	20-06-1990
			DD 290885 A5	13-06-1991
			DE 58905151 D1	09-09-1993
			DK 611789 A	07-06-1990
			EP 0372305 A1	13-06-1990
			ES 2058449 T3	01-11-1994
			FI 93956 B	15-03-1995
			GR 3008659 T3	30-11-1993
			HR 940777 A1	30-06-1997
			HU 52094 A2	28-06-1990
			IE 62890 B1	08-03-1995
			JP 2200676 A	08-08-1990
			LT 1615 A	25-07-1995
			LT 1808 A ,B	25-08-1995
			LV 10273 A ,B	20-10-1994
			LV 5504 A3	10-03-1994
			NO 894856 A ,B,	07-06-1990
			NZ 231625 A	26-02-1991
			PT 92488 A ,B	29-06-1990
			SI 8912292 A	31-10-1997
			SU 1823874 A3	23-06-1993
			RU 2024517 C1	15-12-1994
			US 5034391 A	23-07-1991
YU 229289 A1	31-10-1991			
ZA 8909320 A	27-02-1991			
<hr/>				
US 5395934	A	07-03-1995	HU 62865 A2	28-06-1993
			AT 403282 B	29-12-1997
			AT 253592 A	15-05-1997
			AU 652304 B2	18-08-1994
			AU 3031792 A	24-06-1993
			BE 1006223 A4	14-06-1994
			CA 2085796 A1	21-06-1993
			CH 684754 A5	15-12-1994
			CN 1088578 A	29-06-1994
			CZ 9203809 A3	15-09-1993
			DE 4243381 A1	24-06-1993
			DK 152892 A	21-06-1993
			ES 2108595 A1	16-12-1997
			FI 925807 A	21-06-1993
			FR 2685329 A1	25-06-1993
			GB 2262526 A ,B	23-06-1993
			GR 92100570 A ,B	31-08-1993
			HU 9500265 A3	28-09-1995
			JP 3165935 B2	14-05-2001
			JP 5255276 A	05-10-1993
			KR 234596 B1	15-12-1999
NL 9202210 A	16-07-1993			

INTERNATIONAL SEARCH REPORT

 Interr
 Application No
 PCT/HU 02/00097

Patent document cited in search report	Publication date	Patent family member(s)	Publication date
US 5395934	A	PL 297070 A1	07-03-1994
		RU 2130019 C1	10-05-1999
		ZA 9209903 A	24-06-1993
US 3931176	A	06-01-1976	
		AT 329575 B	25-05-1976
		AT 325055 B	10-10-1975
		AU 466491 B2	30-10-1975
		AU 3563371 A	17-05-1973
		BE 775294 A1	12-05-1972
		CA 965790 A1	08-04-1975
		CH 557820 A	15-01-1975
		CH 557819 A	15-01-1975
		DE 2156046 A1	07-09-1972
		FR 2113935 A5	30-06-1972
		GB 1373367 A	13-11-1974
		GB 1373368 A	13-11-1974
		GB 1373366 A	13-11-1974
		NL 7115119 A	16-05-1972
		SE 386166 B	02-08-1976
		US 4055644 A	25-10-1977
		AT 974871 A	15-08-1975
		DD 95846 A5	20-02-1973
		DK 135121 B	07-03-1977
		ES 396873 A1	01-03-1975
		ES 424356 A1	16-10-1976
		HU 162865 B	28-04-1973
		JP 56016148 B	14-04-1981
		PL 85023 B1	30-04-1976
PL 164079	B	16-12-1991	
		PL 285656 A1	16-12-1991