United States Patent [19]

Hampf

[11] **Patent Number: Des. 299,138**

[45] **Date of Patent: ** Dec. 27, 1988**

[54] **UNIT FOR A PAGING SYSTEM**

[75] Inventor: **Jan E. H. Hampf**, Särö, Sweden

[73] Assignee: **Tateco AB**, Gothenburg, Sweden

[**] Term: **14 Years**

[21] Appl. No.: **859,752**

[22] Filed: **May 5, 1986**

[30] **Foreign Application Priority Data**

Feb. 10, 1986 [SE] Sweden 86-0334

[52] **U.S. Cl.** **D14/68**

[58] **Field of Search** D13/11-12, D13/35, 40-41, 99; D14/68, 94-95, 52, 70, 99; 455/89-90, 347, 351, 343; 340/311.1, 825.44; 361/380-381, 384, 390-394, 331-335

[56] **References Cited**

U.S. PATENT DOCUMENTS

D. 258,881	4/1981	Ota	D14/68
D. 272,343	1/1984	Matsubara	D14/68
D. 276,159	6/1982	Huntington	D14/68
D. 285,559	9/1986	Toth et al.	D14/68
D. 290,957	7/1987	Imazeki	D14/68
D. 291,310	8/1987	Ogura	D14/68

Primary Examiner—Wallace R. Burke
Assistant Examiner—Ruth Takemoto
Attorney, Agent, or Firm—Harness, Dickey & Pierce

[57] **CLAIM**

The ornamental design for a unit for paging system, as shown and described.

DESCRIPTION

FIG. **1** is a front perspective view of a unit for a paging system showing the design.
FIG. **2** is a front elevational view thereof.
FIG. **3** is a rear elevational view thereof.
FIG. **4** is a side elevational view thereof.
FIG. **5** is an elevational view of the opposite side thereof.
FIG. **6** is a top plan view thereof.
FIG. **7** is a bottom plan view thereof.

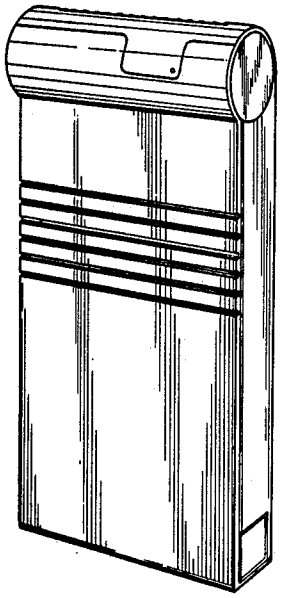

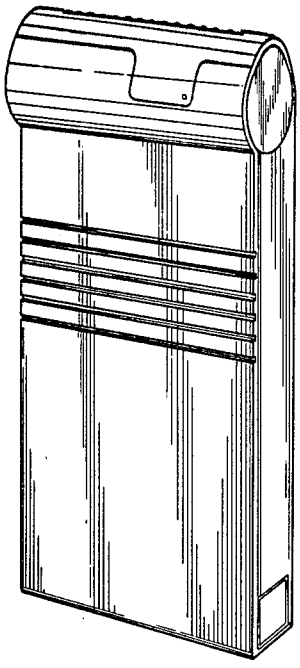

Fig.1

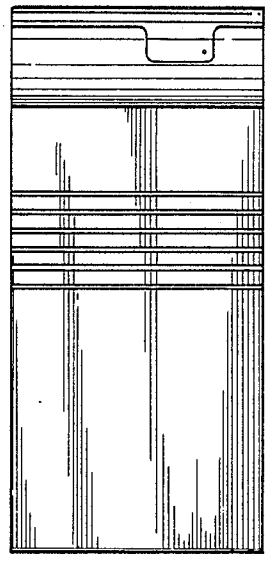

Fig.2

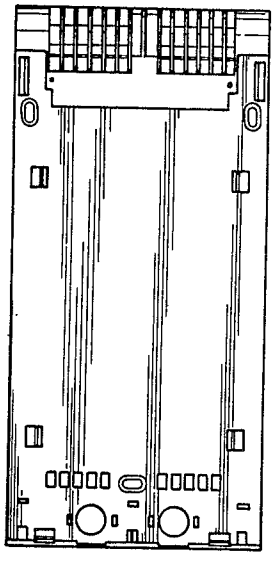

Fig.3

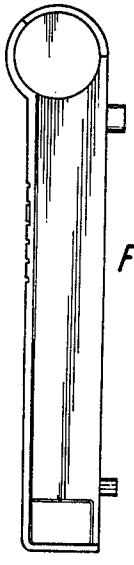

Fig.4



Fig.5

Fig.6

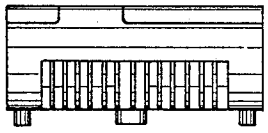

Fig.7

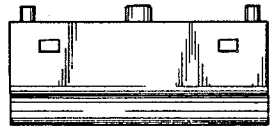

UNITED STATES PATENT AND TRADEMARK OFFICE

CERTIFICATE OF CORRECTION

PATENT NO. : Des. 299,138

DATED : December 27, 1988

INVENTOR(S) : Jan E. H. Hampf

It is certified that error appears in the above-identified patent and that said Letters Patent is hereby corrected as shown below:

Under "Claim" after "for" (second occurrence) insert --a--.

Signed and Sealed this

Twenty-fifth Day of September, 1990

Attest:

HARRY F. MANBECK, JR.

Attesting Officer

Commissioner of Patents and Trademarks