



US00D388334S

United States Patent [19]
Baumann

[11] **Patent Number: Des. 388,334**
[45] **Date of Patent: **Dec. 30, 1997**

[54] **WRISTWATCH**

[75] **Inventor: René Baumann, Erlenbach, Switzerland**

[73] **Assignee: Desco Von Schulthess AG, Zurich, Switzerland**

[**] **Term: 14 Years**

[21] **Appl. No.: 56,844**

[22] **Filed: Jul. 10, 1996**

[30] **Foreign Application Priority Data**

Mar. 15, 1996 [XH] Hague Agreement DMA/003252

[51] **LOC (6) Cl. 10-02**

[52] **U.S. Cl. D10/32; D10/39**

[58] **Field of Search D10/1-40, 122-132; 368/276-277, 280-282, 285; D11/3-4, 12, 14, 19-25; 63/1.1, 3, 5.1, 11**

[56] **References Cited**

U.S. PATENT DOCUMENTS

- D. 325,883 5/1992 Dizier D11/19 X
- D. 326,229 5/1992 Dizier D10/32
- D. 330,167 10/1992 Vincent D10/32

- D. 331,541 12/1992 Burgener D10/39
- D. 370,856 6/1996 Krieger D10/32

OTHER PUBLICATIONS

European Jeweler—Feb. 1987—p. 106—Watches At Bottom.

Swiss Watch & Jewelry Journal—Mar. 1981—p. 407—Watch At Center.

Primary Examiner—Nelson C. Holtje
Attorney, Agent, or Firm—Sughrue, Mion, Zinn, Macpeak & Seas

[57] **CLAIM**

The ornamental design for a wristwatch, as shown.

DESCRIPTION

FIG. 1 is a perspective view of the front and one side of a wristwatch showing my new design;
FIG. 2 is a front elevational view thereof;
FIG. 3 is a rear elevational view thereof;
FIG. 4 is a side elevational view of said one side thereof;
FIG. 5 is a side elevational view of an opposite side thereof;
FIG. 6 is an end elevational view of one end thereof; and,
FIG. 7 is an end elevational view of an opposite end thereof.

1 Claim, 4 Drawing Sheets



FIG. 1




FIG. 2



FIG. 3




FIG. 4




FIG. 5




FIG. 6




FIG. 7

