



US00D719429S

(12) **United States Design Patent**
Gillogly

(10) **Patent No.:** **US D719,429 S**

(45) **Date of Patent:** **** Dec. 16, 2014**

(54) **INDEXING HEAD FOR A PANEL PULLER OR FASTENER REMOVER**

(71) Applicant: **IDEAL Industries, Inc.**, Sycamore, IL (US)

(72) Inventor: **Dennis Gillogly**, Aurora, IL (US)

(73) Assignee: **IDEAL Industries, Inc.**, Sycamore, IL (US)

(**) Term: **14 Years**

(21) Appl. No.: **29/466,671**

(22) Filed: **Sep. 10, 2013**

(51) **LOC (10) Cl.** **08-05**

(52) **U.S. Cl.**
USPC **D8/89**

(58) **Field of Classification Search**

CPC B25D 1/00
USPC 254/18, 19, 21, 22, 25, 121, 131; 7/146, 7/147, 166; D8/26, 81, 88, 89, 105
See application file for complete search history.

(56) **References Cited**

U.S. PATENT DOCUMENTS

441,879	A *	12/1890	Lindley	7/143
632,227	A *	8/1899	Perry	254/22
1,545,539	A *	7/1925	White	7/143
2,189,480	A *	2/1940	Tessier	254/131
2,379,387	A *	6/1945	Tessier	254/131
3,219,316	A *	11/1965	Fried	254/131
6,397,420	B1 *	6/2002	Roxton	7/145
7,278,626	B1 *	10/2007	Chang	254/25
7,520,199	B2 *	4/2009	Stawarski	81/177.8
D593,835	S *	6/2009	Good	D8/89
7,628,382	B2 *	12/2009	Cole	254/25
D624,384	S *	9/2010	Su	D8/89
D634,599	S *	3/2011	Good	D8/89
8,297,596	B2 *	10/2012	Su	254/129

8,511,207	B2 *	8/2013	Su	81/177.7
8,550,437	B2 *	10/2013	Liou	254/250
8,573,561	B2 *	11/2013	Su	254/129
8,763,225	B2 *	7/2014	Bruce et al.	29/275
2007/0158626	A1 *	7/2007	Chang	254/25
2008/0179576	A1 *	7/2008	Cole	254/26 R
2008/0282845	A1 *	11/2008	Stawarski	81/57
2010/0019214	A1 *	1/2010	Cole	254/26 R
2010/0176356	A1 *	7/2010	Su	254/129
2010/0207082	A1 *	8/2010	Liou	254/131
2010/0251858	A1 *	10/2010	Huang	81/60

(Continued)

Primary Examiner — Adir Aronovich

Assistant Examiner — Ethiene Salgado-Rodriguez

(74) *Attorney, Agent, or Firm* — Greenberg Traurig, LLP

(57) **CLAIM**

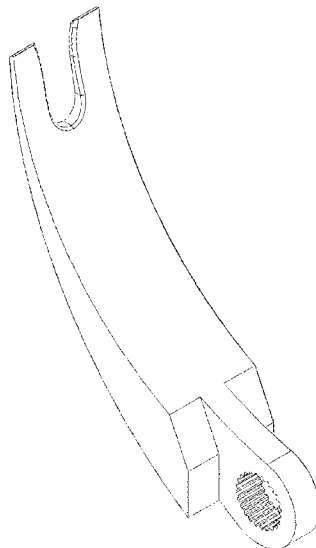
What is claimed is the ornamental design for an indexing head for a panel puller or fastener remover, as shown and described.

DESCRIPTION

FIG. 1 is a perspective view of an indexing head for a panel puller or fastener remover showing the new design; FIG. 2 is a front elevational view thereof; FIG. 3 is a right side elevational view thereof; FIG. 4 is a rear elevational view thereof; FIG. 5 is a top plan view thereof; FIG. 6 is a left side elevational view thereof; FIG. 7 is a bottom plan view thereof; and, FIG. 8 is a perspective view of the indexing head for a panel puller or fastener remover pick, showing a handle and multiple directions of the indexing head; the broken lines are shown for illustration only and form no part of the claimed design.

Any elements shown in dotted and/or dashed lines are provided for illustrative purposes only and form no part of the design claimed. The surface shading throughout the drawings is shown to illustrate the contour of the surfaces represented.

1 Claim, 8 Drawing Sheets



(56)

References Cited

U.S. PATENT DOCUMENTS

2010/0314593	A1 *	12/2010	Fan	254/25	2012/0261628	A1 *	10/2012	Su	254/129
2011/0000062	A1 *	1/2011	Kolasa	29/278	2013/0175486	A1 *	7/2013	Stawarski	254/129
2012/0102699	A1 *	5/2012	Bruce et al.	29/275	2014/0048755	A1 *	2/2014	Bryant	254/25
2012/0223279	A1 *	9/2012	Liou	254/130	2014/0131644	A1 *	5/2014	Brown et al.	254/131
						2014/0145127	A1 *	5/2014	Su	254/129

* cited by examiner

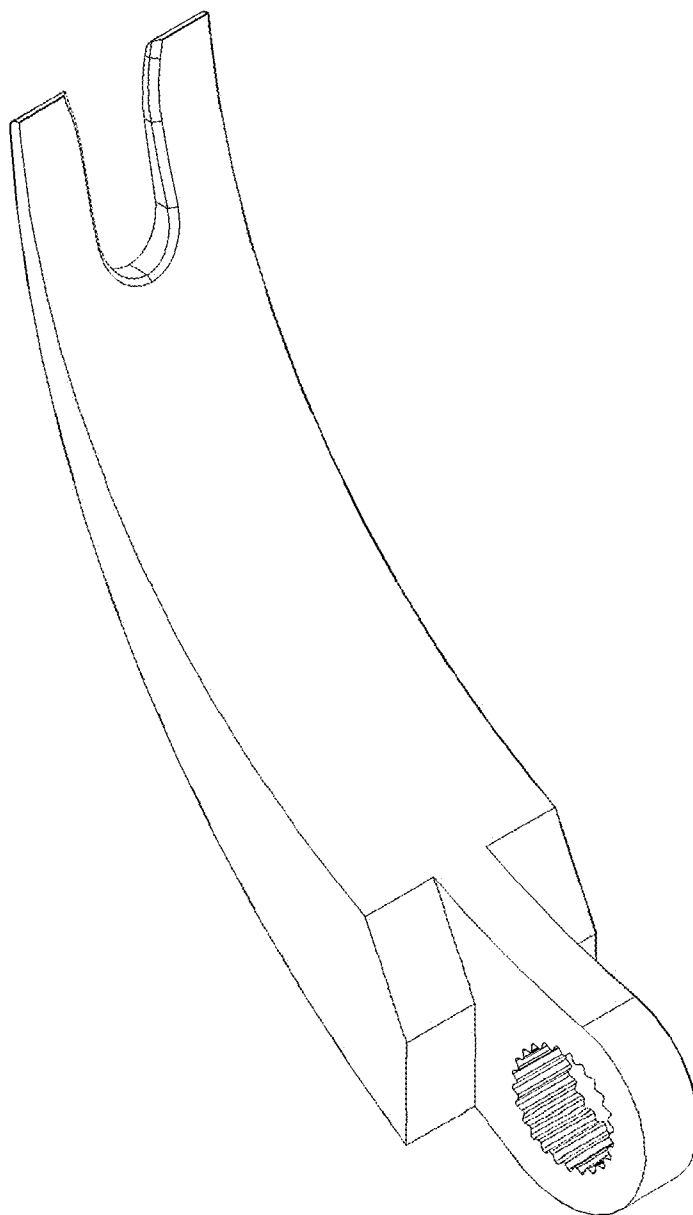


FIG. 1

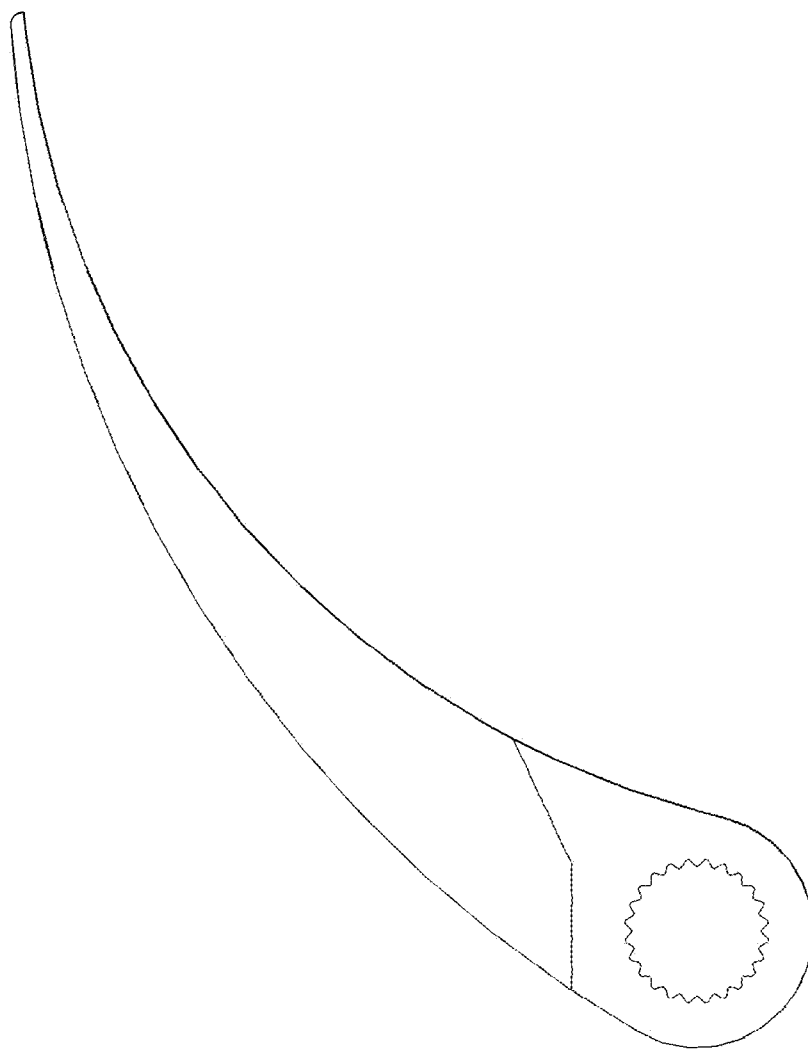


FIG. 2



FIG. 3

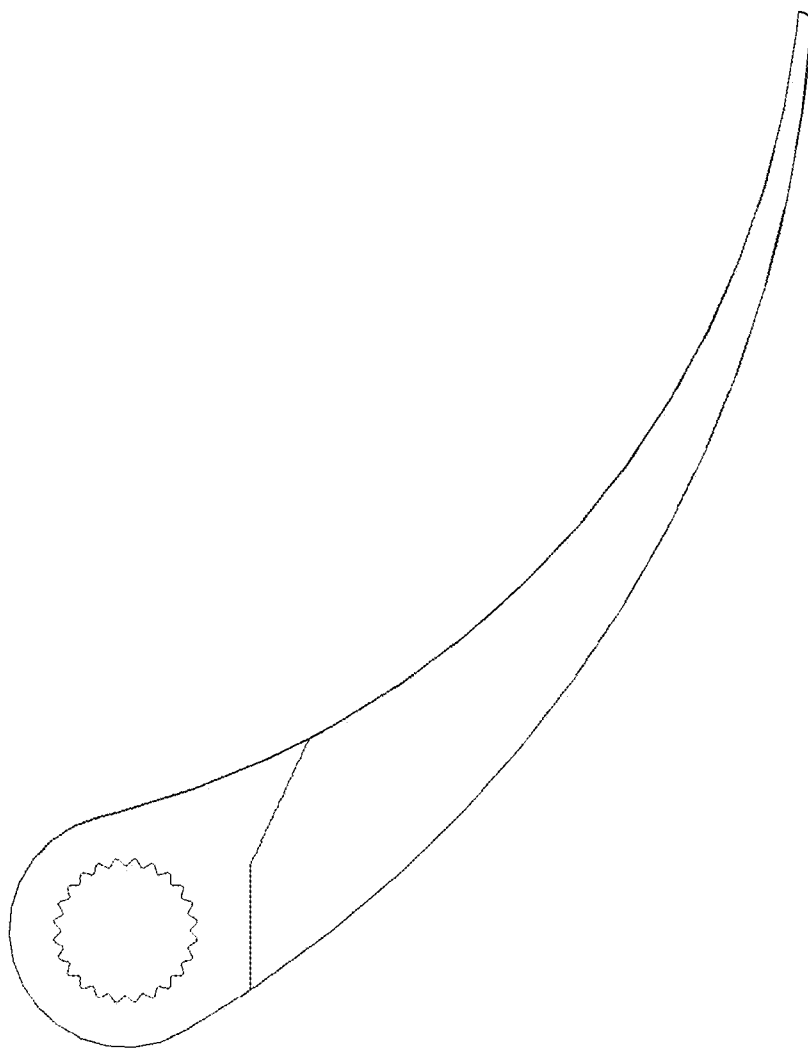


FIG. 4

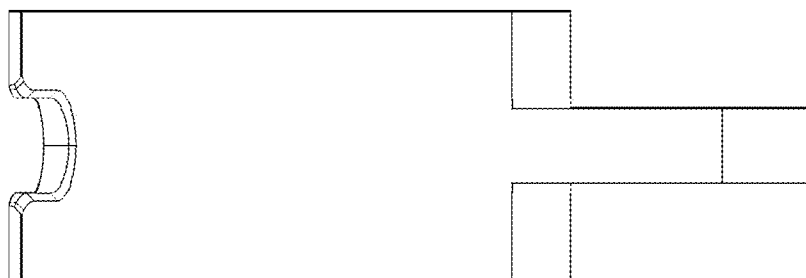


FIG. 5




FIG. 6



FIG. 7

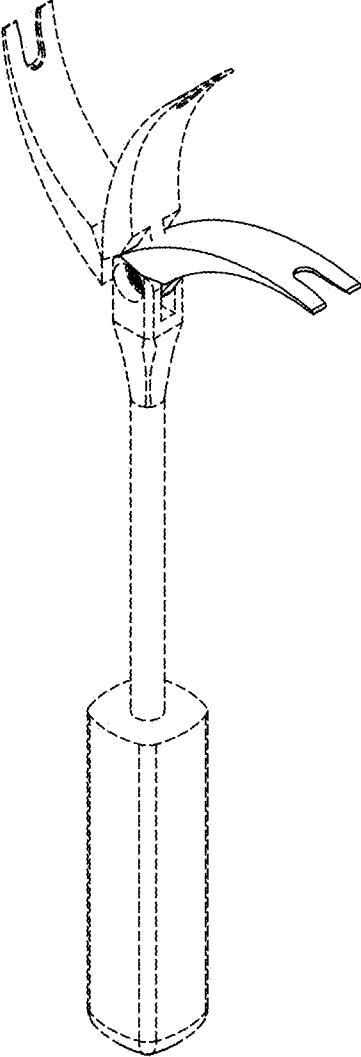


FIG. 8