

March 12, 1935.

L. L. BROWN

1,994,208

HEN NEST DOOR

Filed March 14, 1934

Fig. 2.




Fig. 1.

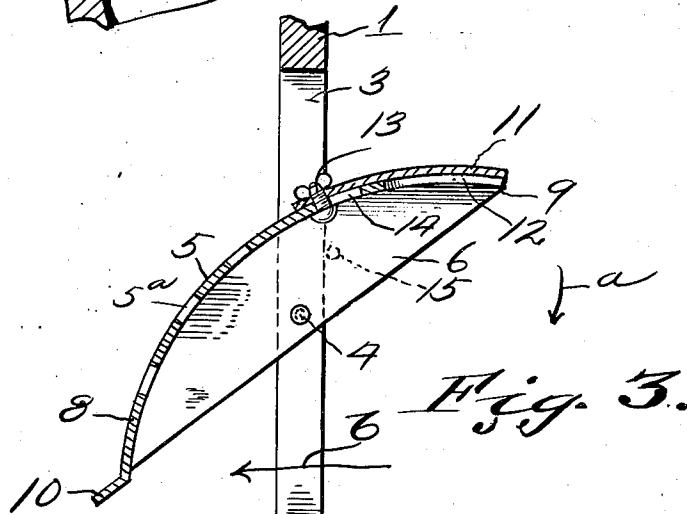
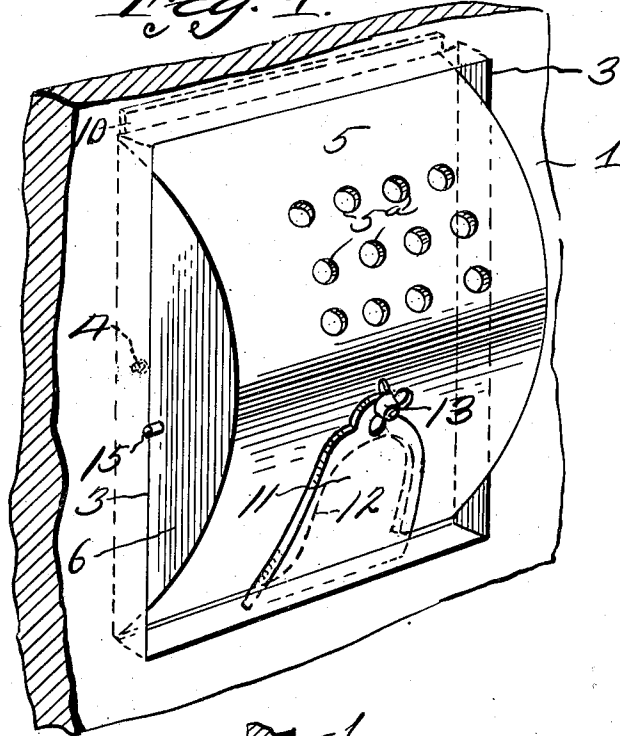


Fig. 3.

Inventor  
L. L. Brown  
By Philip A. Ferrill  
Attorney

# UNITED STATES PATENT OFFICE

1,994,208

## HEN NEST DOOR

Loren L. Brown, Cuba, Mo.

Application March 14, 1934, Serial No. 715,519

6 Claims. (Cl. 119—49)

The invention relates to hen nest doors, and has for its object to provide a device of this character comprising a pivoted door mounted in the door opening and adapted to swing to a position where it inclines downwardly and inwardly when in an open position so that fowl passing through the door opening to the nest will engage the end of the door and tilt the same to a position where it will close by gravity.

5 A further object is to provide the upper end of the door with a flange overlying the inner upper side of the door opening and forming means for limiting the outward movement of the upper end of the door when the door moves to closed position.

10 A further object is to provide opposite sides of the door with apertures for the reception of headed pins forming the hinged mounting of the door.

15 A further object is to provide a poultry house door for nests arcuate shaped and having its ends provided with walls pivotally mounted within the door opening with the body of the door extending beyond the outer side of the door opening, the end walls being pivoted on pins in opposite sides of the door opening.

20 A further object is to provide the lower end of the arcuate door with a downwardly slidable member adapted to engage the inner side of the bottom of the door opening when the door is in closed position and prevent the door from being opened from the inside, thereby retaining the hen on the rest. Also to provide an opening in the bottom of the door having a closure and through which a hen may extend her head as she leaves her nest and starts the door opening operation.

25 A further object is to provide the lower end of the door with an opening through which the hen may place her head for operating the door when leaving the nest, and also a closure for said opening which not only closes the opening, but prevents pivotal movement of the door to open position.

30 With the above and other objects in view the invention resides in the combination and arrangement of parts as hereinafter set forth, shown in the drawing, described and claimed, it being understood that changes in the precise embodiment of the invention may be made within the scope of what is claimed without departing from the spirit of the invention.

In the drawing:

35 Figure 1 is a perspective view of the door showing the same in closed position.

Figure 2 is a vertical transverse sectional view through the door, showing the same in closed position.

Figure 3 is a vertical transverse sectional view through the door, showing the same in open position.

Referring to the drawing, the numeral 1 designates a front wall of a hen house and 2 a conventional form of nest therein. The wall 1 is provided with a door opening which is rectangularly shaped, however any shape may be used; and in which door opening is pivotally mounted on headed pins 4, carried by opposite sides thereof, a gravity actuated door 5. The door is preferably arcuate shaped as shown in the drawing. The arcuate door 5 is provided with end walls 6 through which the headed lugs 4 carried by the sides of the door opening extend, thereby forming hinging points for the door. In assembling the device the upper end 8 of the door is placed through the door opening to a position where the headed lugs 4 may be driven through the end walls 6, then the lower end 9 of the door is swung downwardly in the direction of the arrow *a*, Figure 3, and when in closer closed position the flange 10 carried by the upper end of the door engages the inner side of the wall 1, adjacent the upper end of the door opening 3, thereby limiting the pivotal movement of the door to closed position. It will be noted that flange 10 is positioned whereby when the lower end 9 of the door is in closed position, as shown in Figure 2, the door can be positively held against opening by the fowl by sliding downwardly the auxiliary closure 11 to a position to the inside of the door opening as clearly shown in Figure 2, thereby positively preventing pivotal action. Closure 11 also forms a closure for the small exit 12, which may be utilized for allowing chicks to enter and leave without keeping the door open. Exit 12 also forms an opening through which the hen places her head for opening the door when leaving the nest. Closure 11 is provided with a bolt 13, which extends through an elongated slot 14 in the door, and by means of which bolt the closure 11 can be held in open or closed position.

In operation the door is in the position shown in Figure 3, and a hen passing through the door opening 3 in the direction of the arrow *b* will engage the end 8 of the door, which is held by the limiting lug 15, as shown in Figure 3. As the hen continues in the direction of the arrow *b*, the end 8 of the door is forced upwardly, thereby

causing the other end of the door to swing to close by gravity and particularly under the influence of additional weight supplied by the closure 11. When it is desired to prevent the hen from leaving the nest it will only be necessary for the operator to loosen the bolt 13 and slide the closure 11 downwardly until it assumes the position shown in Figure 2, so as to cooperate with the lower end of the door opening 3 and hold the lower end of the door so that the hen can not pivot the door to open position. When the hen leaves the nest it will place its head through the opening 12 when the closure 11 is removed, being attracted by the light and will force the door open.

From the above it will be seen that a hen nest is provided with a closure which is operated by the hen, and said device is simple in construction, gravity operated and provided with means whereby the door may be easily and quickly applied to a hen house opening, and provided with means whereby it may be positively limited in its pivotal action in both directions when desired.

The door is provided with a plurality of ventilating apertures 5a; it is to be understood however that any kind of ventilating means may be used.

The invention having been set forth what is claimed as new and useful is:

1. The combination with a hen house wall having a nest door opening, of a door hingedly mounted in said opening, said door having a flange at its upper side adapted to engage the inner side of the wall adjacent the door opening and a slidable member carried by the other end of the door and adapted to be extended into the path of the

inner lower side of the door opening when the door is in closed position.

2. A device as set forth in claim 1 including an arcuately shaped door and an arcuately shaped extension member carried by the lower end of the door.

3. The combination with a hen house door opening, of an arcuately shaped door within said door opening, a lug hinge connection between the door and door opening at opposite sides thereof and a member carried by the upper end of the door and adapted to engage the inner side of the hen house adjacent the door for limiting the pivotal closing movement of the door.

4. A device as set forth in claim 3 including a member carried by the lower end of the door and adapted to be extended beyond the lower end of the door into the path of the lower side of the door opening.

5. The combination with a hen house wall having a nest door opening therein, a door hingedly mounted in said door opening at opposite sides thereof and pivotally movable on a horizontal axis, of means carried by said door whereby when the door is pivotally moved to closed position said means will cooperate with the upper inner side of the door opening and limit the pivotal movement of the door.

6. A device as set forth in claim 5 including means carried by the lower end of the door and cooperating with the lower end of the door opening and in cooperation with the means at the upper end of the door opening preventing opening or closing of the door.

LOREN L. BROWN. 35