



US00D697265S

(12) **United States Design Patent**
Bergese

(10) **Patent No.:** **US D697,265 S**

(45) **Date of Patent:** **** Jan. 7, 2014**

(54) **ELECTRIC HAIR CLIPPER**

FOREIGN PATENT DOCUMENTS

(71) Applicant: **Panasonic Corporation**, Kadoma (JP)

JP D1126330 S 11/2001
JP D1451949 S 10/2012

(72) Inventor: **Enrico Bergese**, Shiga (JP)

* cited by examiner

(73) Assignee: **Panasonic Corporation**, Osaka (JP)

Primary Examiner — Jennifer Rivard

(**) Term: **14 Years**

(74) *Attorney, Agent, or Firm* — Brinks Gilson & Lione

(21) Appl. No.: **29/444,225**

(22) Filed: **Jan. 28, 2013**

(51) **LOC (10) Cl.** **28-03**

(52) **U.S. Cl.**

USPC **D28/53**

(58) **Field of Classification Search**

USPC D28/49-54, 44-48; 30/34.05, 32, 34.1,
30/34.2, 43-43.92, 526-527, 44-45, 341,
30/272.1, 226-227, 231, 233-233.5, 537,
30/539-540

See application file for complete search history.

(56)

References Cited

U.S. PATENT DOCUMENTS

D512,185 S	*	11/2005	Bokelman-Dumas	D28/53
D517,242 S	*	3/2006	Goetschi et al.	D28/53
D519,680 S	*	4/2006	Dingelstad	D28/53
D521,684 S	*	5/2006	Izumi et al.	D28/53
D602,201 S	*	10/2009	Seiffert	D28/53
D622,446 S	*	8/2010	Hagenauer	D28/53
D637,760 S	*	5/2011	Tasar	
D651,747 S	*	1/2012	Nitsch et al.	D28/53

(57)

CLAIM

I claim the ornamental design for an electric hair clipper, as shown and described.

DESCRIPTION

FIG. 1 is a front perspective view of an electric hair clipper of the present invention;
 FIG. 2 is a rear perspective view thereof;
 FIG. 3 is a front view thereof;
 FIG. 4 is a rear view thereof;
 FIG. 5 is a first side view thereof;
 FIG. 6 is a second side view thereof;
 FIG. 7 is a top view thereof;
 FIG. 8 is a bottom view thereof;
 FIG. 9 is a cross-section view taken along the line 9 of FIG. 3; and,
 FIG. 10 is an enlarged view taken along the line 10 of FIG. 9. The broken lines illustrate portions of the article and form no part of the claimed design.

1 Claim, 6 Drawing Sheets

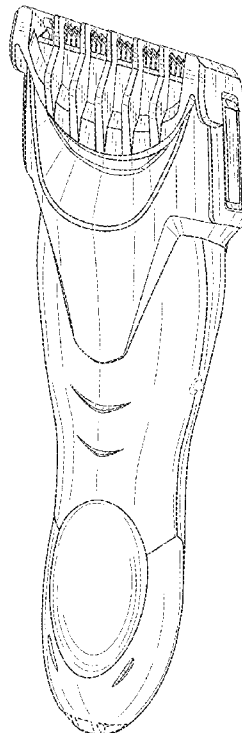
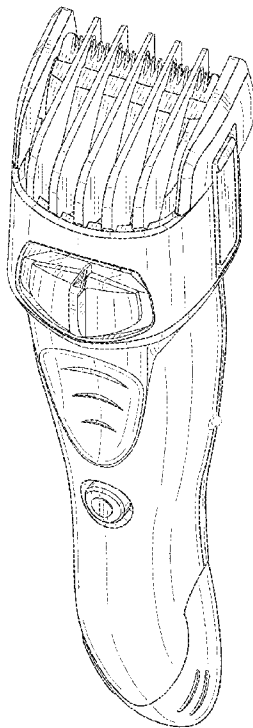


FIG.1

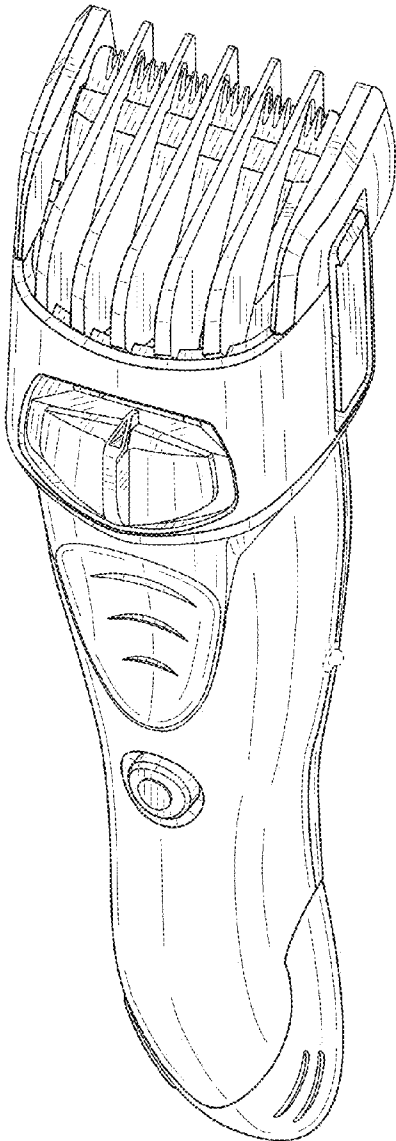


FIG.2

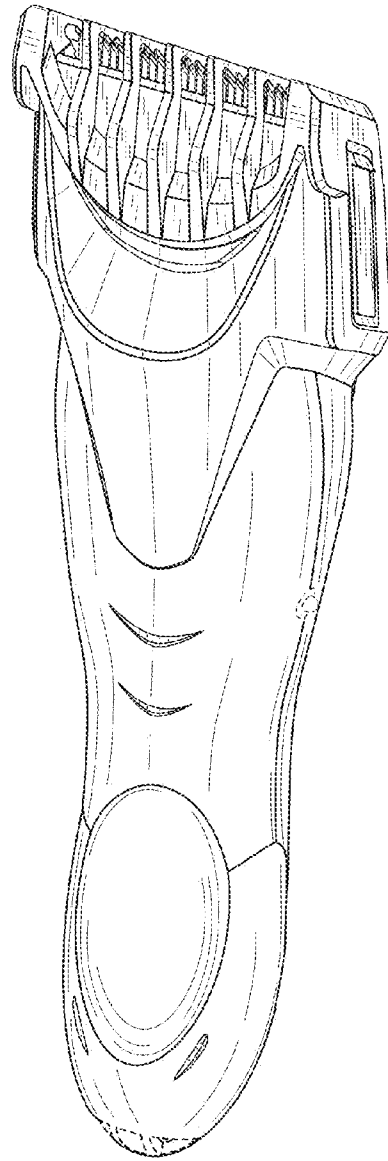


FIG.3

FIG.4

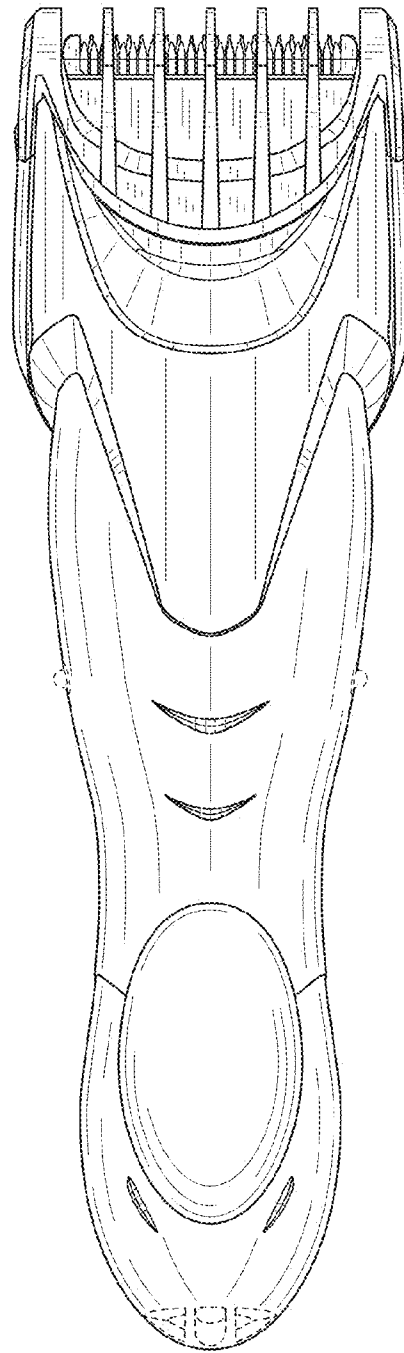
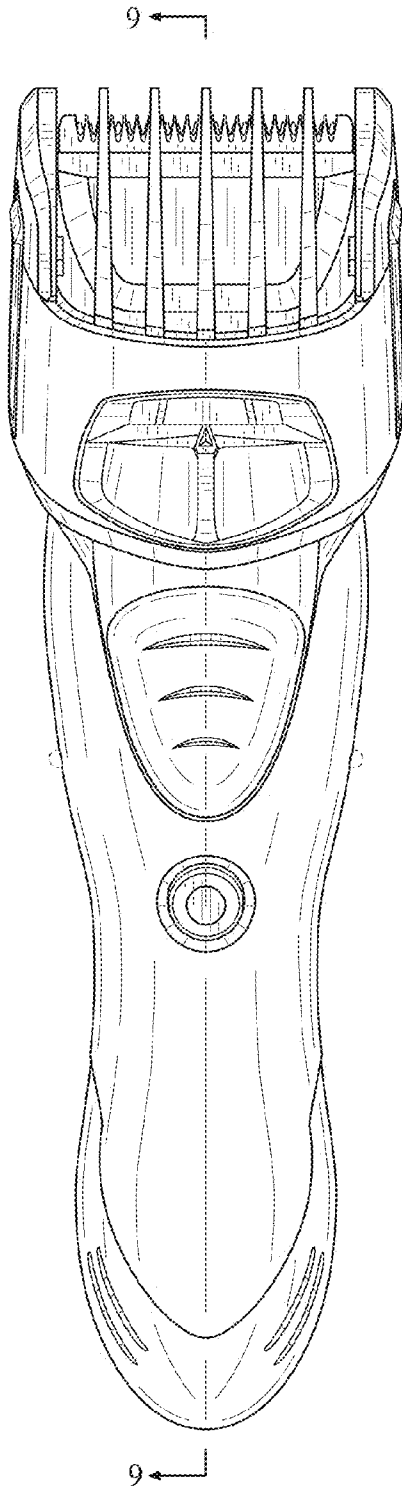


FIG.5

FIG.6

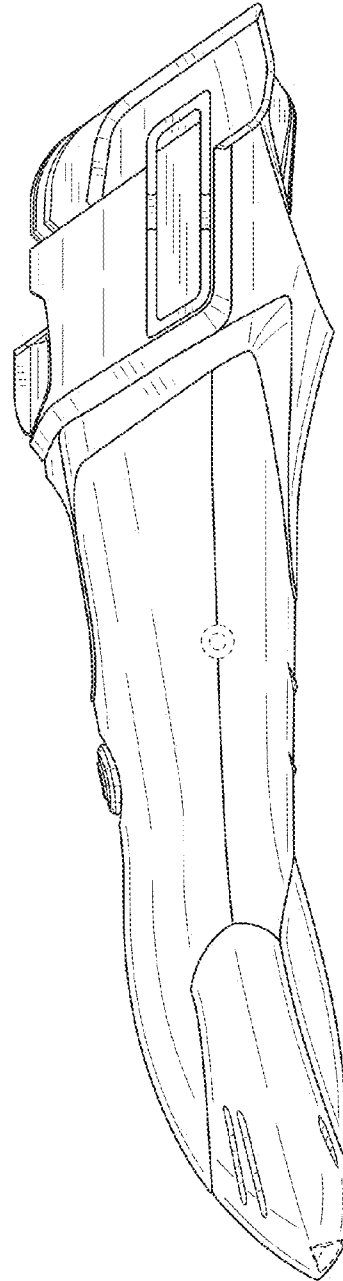
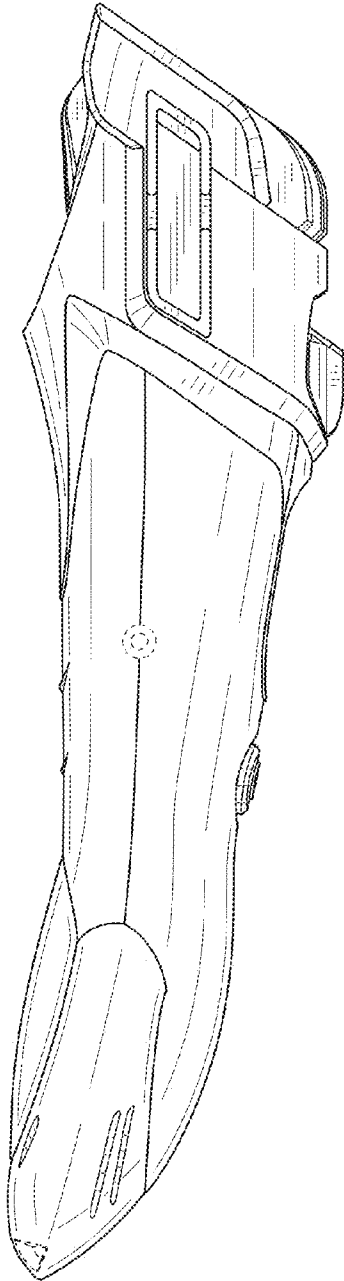


FIG.7

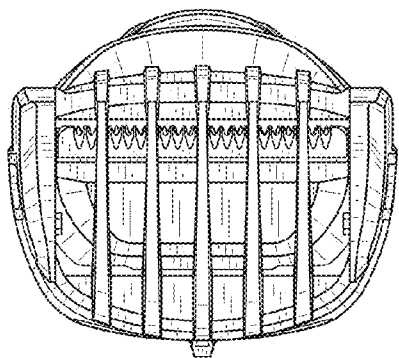


FIG.8

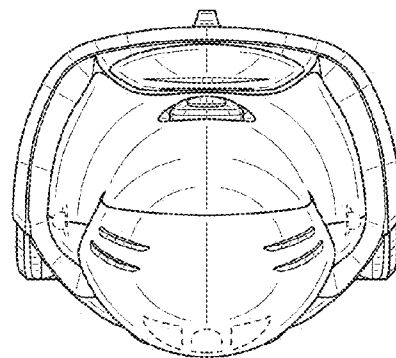


FIG.9

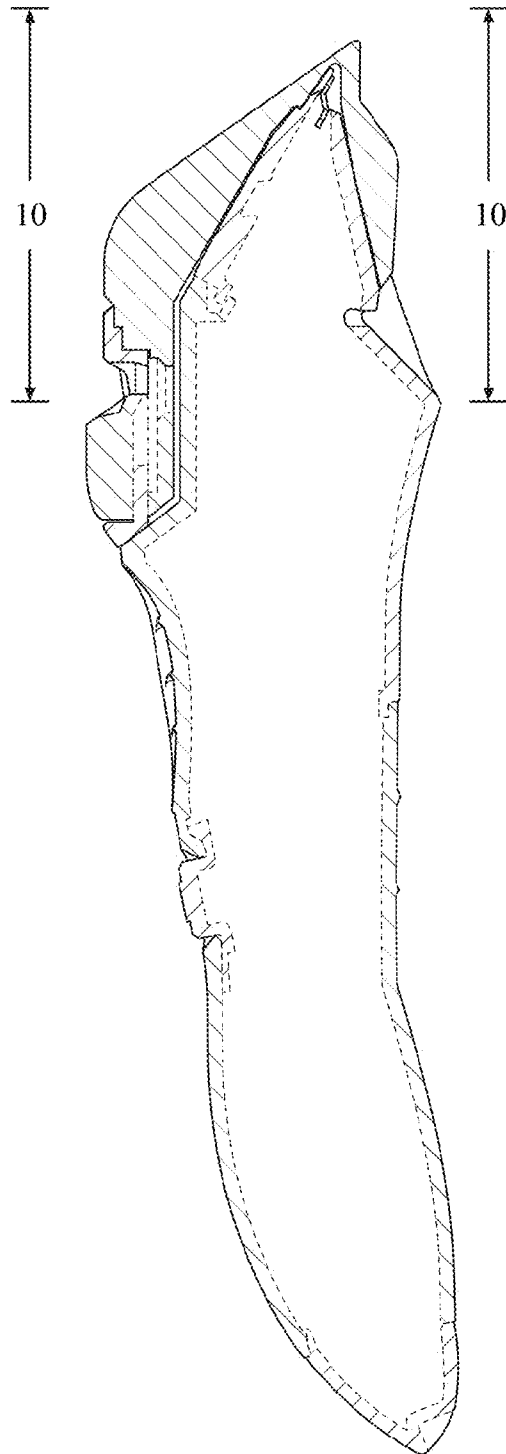


FIG.10

