

(12) **United States Design Patent** (10) **Patent No.:** **US D786,810 S**
Motoyama et al. (45) **Date of Patent:** **** May 16, 2017**

(54) **DUMMY WAFER**
 (71) Applicant: **Tokyo Electron Limited**, Tokyo (JP)
 (72) Inventors: **Yutaka Motoyama**, Iwate (JP); **Kohei Fukushima**, Iwate (JP)
 (73) Assignee: **Tokyo Electron Limited**, Tokyo (JP)
 (**) Term: **14 Years**

4,244,761 A * 1/1981 Remi F27D 1/0009
 156/325
 4,374,906 A 2/1983 Breault et al.
 D273,582 S * 4/1984 Bolt D13/182
 D273,860 S * 5/1984 Bolt D13/182
 4,450,212 A 5/1984 Feigenbaum et al.
 4,460,634 A 7/1984 Hasegawa
 D308,247 S * 5/1990 Adam D23/354
 (Continued)

(21) Appl. No.: **29/524,912**
 (22) Filed: **Apr. 24, 2015**

OTHER PUBLICATIONS
 U.S. Appl. No. 29/524,897, filed Apr. 24, 2015, Tokyo Electron Limited.
 (Continued)

(30) **Foreign Application Priority Data**
 Nov. 13, 2014 (JP) 2014-025307
 (51) **LOC (10) Cl.** **13-03**
 (52) **U.S. Cl.**
 USPC **D13/182**
 (58) **Field of Classification Search**
 USPC D13/182; 428/408, 212, 688, 689, 698
 CPC ... C23C 16/26; C23C 30/005; C23C 14/0641;
 B82Y 30/00; C04B 41/52; C04B 41/89;
 C04B 41/009; C04B 35/803; B32B 27/36;
 B32B 27/08; B32B 27/32; B32B 7/02;
 B32B 9/00; B32B 18/00; G11B 5/716;
 B60R 21/2644; A61F 2/30767; A61F
 2/3094; A61F 2002/3098
 See application file for complete search history.

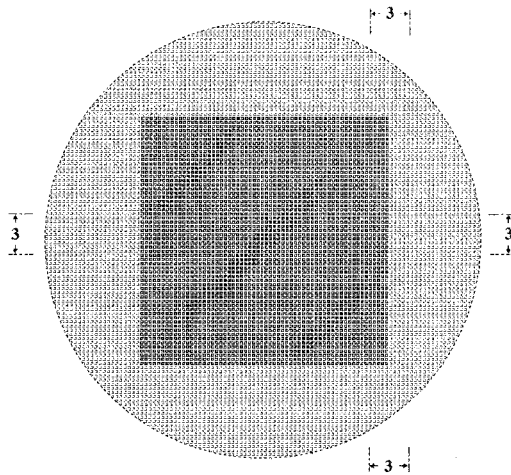
Primary Examiner — Elizabeth J Oswecki
 (74) *Attorney, Agent, or Firm* — IPUSA, PLLC

(57) **CLAIM**
 The ornamental design for a dummy wafer, as shown and described.

(56) **References Cited**
 U.S. PATENT DOCUMENTS
 198,816 A 1/1878 Robinson
 415,734 A * 11/1889 Randall C10L 5/12
 44/530
 1,769,409 A 7/1930 Armstrong
 D92,994 S 8/1934 Aaronson
 D122,735 S 9/1940 Christen
 D133,264 S 8/1942 Perkins
 D179,747 S 2/1957 Sylvester et al.

DESCRIPTION
 FIG. 1 is a top plan view of a dummy wafer showing our new design;
 FIG. 2 is a front view thereof;
 FIG. 3 is an enlarged portion view taken along lines 3-3 in FIG. 1;
 FIG. 4 is a cross-sectional view taken along line 4-4 in FIG. 3; and,
 FIG. 5 is a cross-sectional view taken along line 5-5 in FIG. 3.
 The broken lines shown in the drawings represent portions of the dummy wafer that form no part of the claimed design. Right, left and back views of the dummy wafer shown in FIG. 1 have been omitted because they are the same as the front view. The bottom view of the dummy wafer shown in FIG. 1 has been omitted because it forms no part of the claimed design.

1 Claim, 2 Drawing Sheets



(56)

References Cited

U.S. PATENT DOCUMENTS

D320,361 S 10/1991 Karasawa
 5,458,938 A 10/1995 Nygard et al.
 5,514,439 A 5/1996 Sibley
 5,662,758 A 9/1997 Hamilton et al.
 5,766,702 A 6/1998 Lin
 5,773,110 A 6/1998 Shields
 5,804,281 A 9/1998 Phan et al.
 5,853,840 A 12/1998 Saito et al.
 D417,235 S 11/1999 Malik et al.
 D425,113 S 5/2000 Kleman et al.
 6,150,023 A 11/2000 Yasaka et al.
 6,340,514 B1 1/2002 Kerr et al.
 6,550,092 B1 4/2003 Brown et al.
 6,589,631 B1 7/2003 Suzuki et al.
 6,610,390 B1 8/2003 Kauschke et al.
 D483,187 S 12/2003 Cheng
 D508,180 S 8/2005 Sneed
 6,988,942 B2 1/2006 Chen et al.
 7,030,046 B2 4/2006 Wong et al.
 D540,272 S * 4/2007 Higashibata D13/182
 D544,452 S 6/2007 Nakamura et al.
 D552,565 S 10/2007 Nakamura et al.
 D562,568 S 2/2008 Johnston et al.
 7,462,094 B2 12/2008 Yoshida et al.
 D589,472 S 3/2009 Li
 D589,473 S * 3/2009 Takamoto D13/182
 D598,380 S 8/2009 Kuriki
 7,572,173 B2 8/2009 Huang et al.
 7,632,170 B2 12/2009 O'Moore et al.
 D609,652 S 2/2010 Nagasaka et al.
 D621,804 S * 8/2010 Sip D13/180
 D633,672 S 3/2011 McKnight

D633,673 S 3/2011 McKnight
 D651,991 S * 1/2012 Nishiguchi D13/182
 D651,992 S * 1/2012 Nishiguchi D13/182
 D655,256 S * 3/2012 Nishiguchi D13/182
 D670,917 S 11/2012 Blackford
 D674,759 S 1/2013 Chang et al.
 D676,672 S 2/2013 Lee
 D677,062 S 3/2013 Lee
 D684,551 S * 6/2013 Nguyen D13/182
 D686,175 S 7/2013 Gurary et al.
 D686,582 S 7/2013 Krishnan et al.
 D690,671 S 10/2013 Gurary et al.
 D695,241 S 12/2013 Gurary et al.
 D699,201 S * 2/2014 Petsch D13/182
 D699,908 S 2/2014 Fang
 D703,162 S 4/2014 Tamaso
 D704,155 S 5/2014 Chang et al.
 D720,313 S 12/2014 Flynn et al.
 D733,960 S 7/2015 Howe
 D739,363 S * 9/2015 Sharma D13/182
 D740,035 S 10/2015 Teherani
 D751,999 S * 3/2016 Sharma D13/182
 D761,745 S * 7/2016 Shinkai D13/182
 D766,850 S 9/2016 Morisaki et al.
 D768,115 S * 10/2016 Kazanchian D13/182
 2005/0170616 A1 8/2005 Murata et al.
 2006/0079160 A1 4/2006 Balagani et al.
 2009/0247057 A1 10/2009 Kobayashi et al.

OTHER PUBLICATIONS

U.S. Appl. No. 29/524,898, filed Apr. 24, 2015, Tokyo Electron Limited.

* cited by examiner

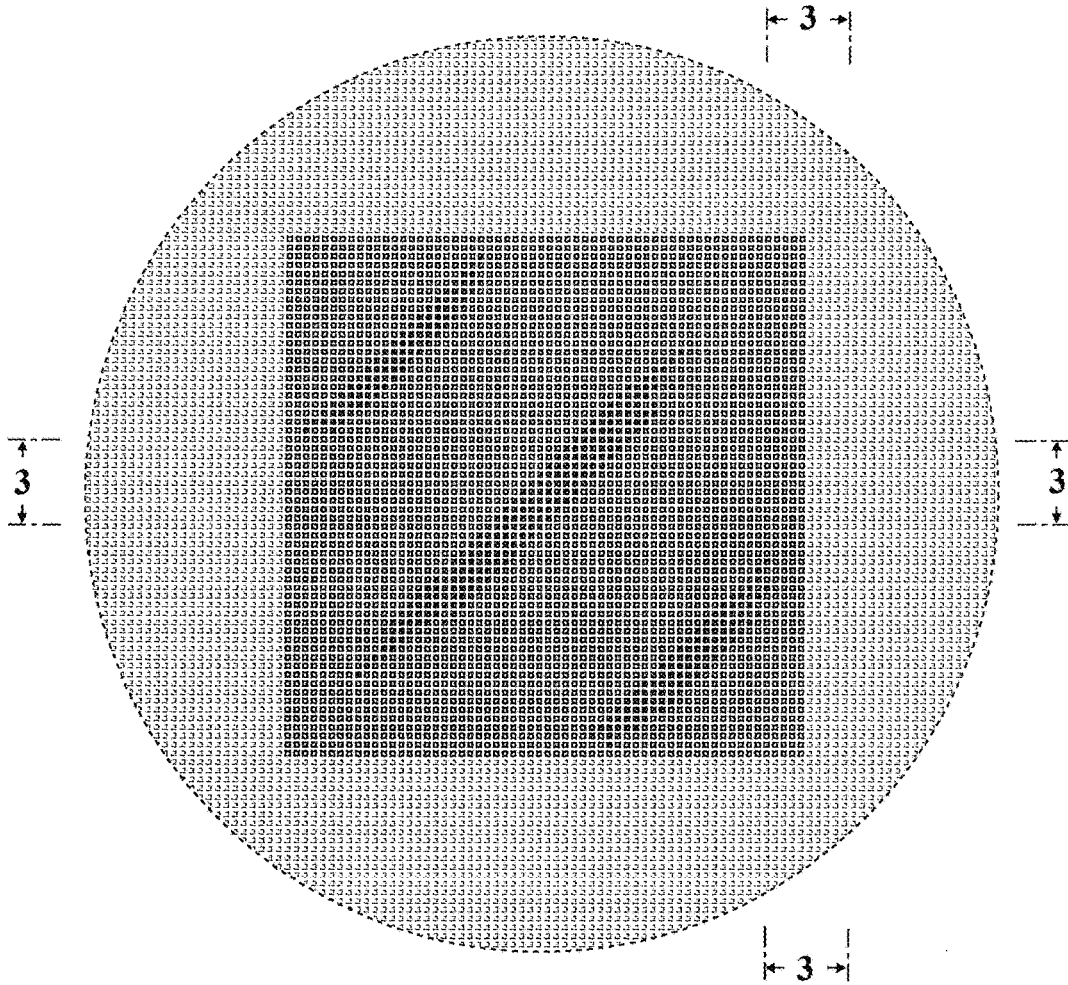


Fig. 1

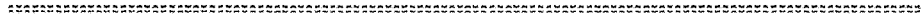


Fig. 2

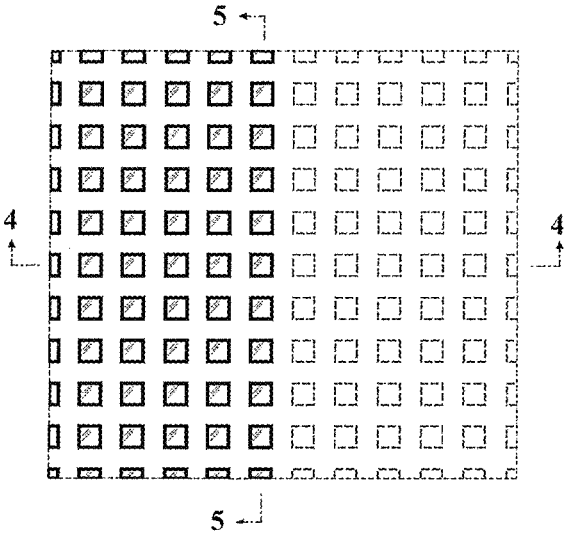


Fig. 3




Fig. 4



Fig. 5