



US00D346925S

# United States Patent [19]

[11] Patent Number: **Des. 346,925**

**Egan**

[45] Date of Patent: **\*\* May 17, 1994**

- [54] **REMOVABLE WALKER GRIP CUSHION**
- [76] Inventor: **Beatrice M. Egan**, 131 74th St. #6K,  
Brooklyn, N.Y. 11209
- [\*\*] Term: **14 Years**
- [21] Appl. No.: **665,729**
- [22] Filed: **Mar. 7, 1991**
- [52] U.S. Cl. .... **D6/601**
- [58] Field of Search ..... D6/595, 596, 601; 2/22;  
248/345.1; D3/100, 106; D5/60, 61, 99;  
D24/190, 192; D29/20, 10

*Assistant Examiner*—Lisa Lichtenstein  
*Attorney, Agent, or Firm*—S. Michael Bender

### [57] CLAIM

The ornamental design for a removable walker grip cushion, as shown and described.

### DESCRIPTION

FIG. 1 is a front elevational view of the removable walker grip cushion showing our new design;  
 FIG. 2 is a rear elevational view thereof;  
 FIG. 3 is an enlarged left side elevational view thereof;  
 FIG. 4 is an enlarged right side elevational view thereof;  
 FIG. 5 is a top plan view thereof;  
 FIG. 6 is a bottom plan view thereof;  
 FIG. 7 is an enlarged cross-sectional view thereof taken along line 7—7 of FIG. 2; and,  
 FIG. 8 is a perspective view thereof showing the invention attached to a walker handle.  
 The broken line showing of a walker handle in FIG. 8 is for illustrative purposes only and forms no part of the claimed design.

- [56] **References Cited**
- U.S. PATENT DOCUMENTS**
- D. 334,827 4/1993 Brown ..... D29/10
- FOREIGN PATENT DOCUMENTS**
- 2595258 9/1987 France ..... D3/100
- 246317 1/1926 United Kingdom ..... 297/183

*Primary Examiner*—Wallace R. Burke

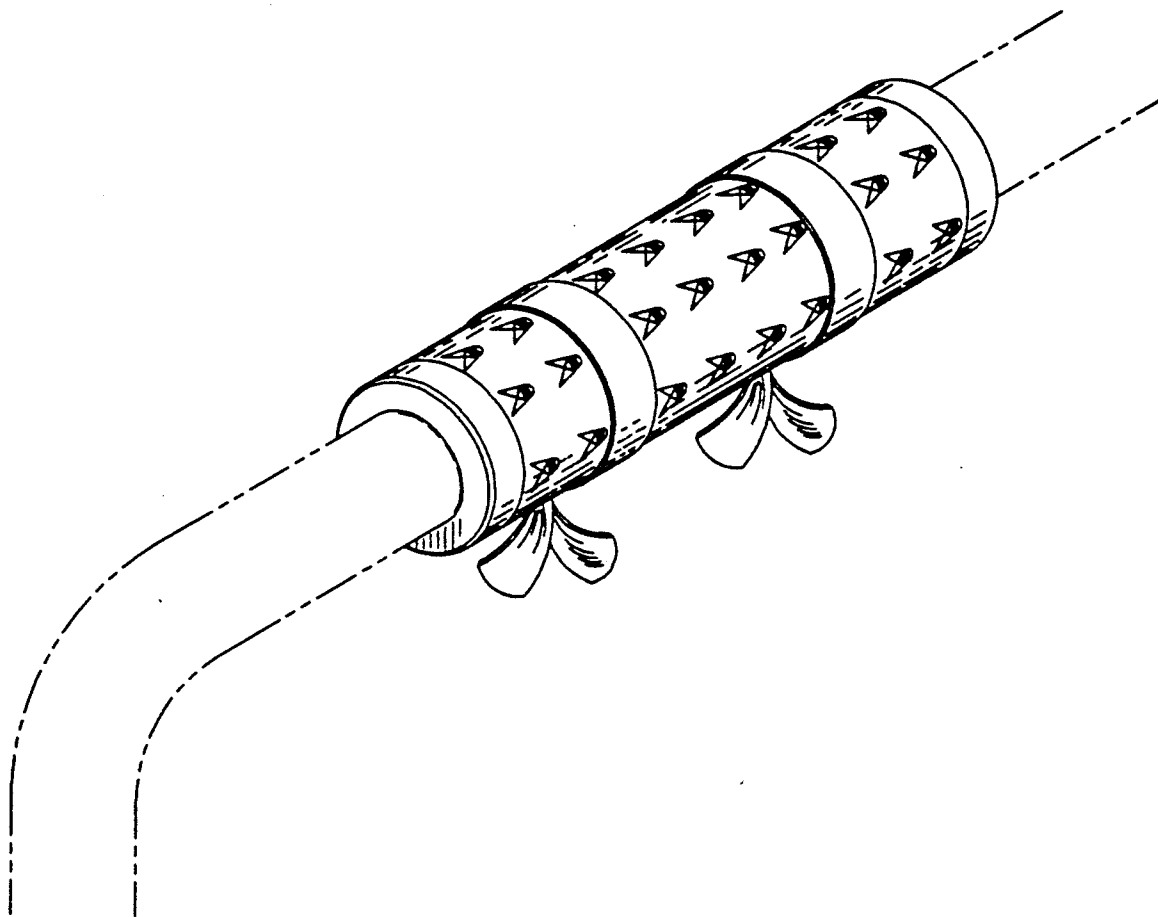


FIG. 1

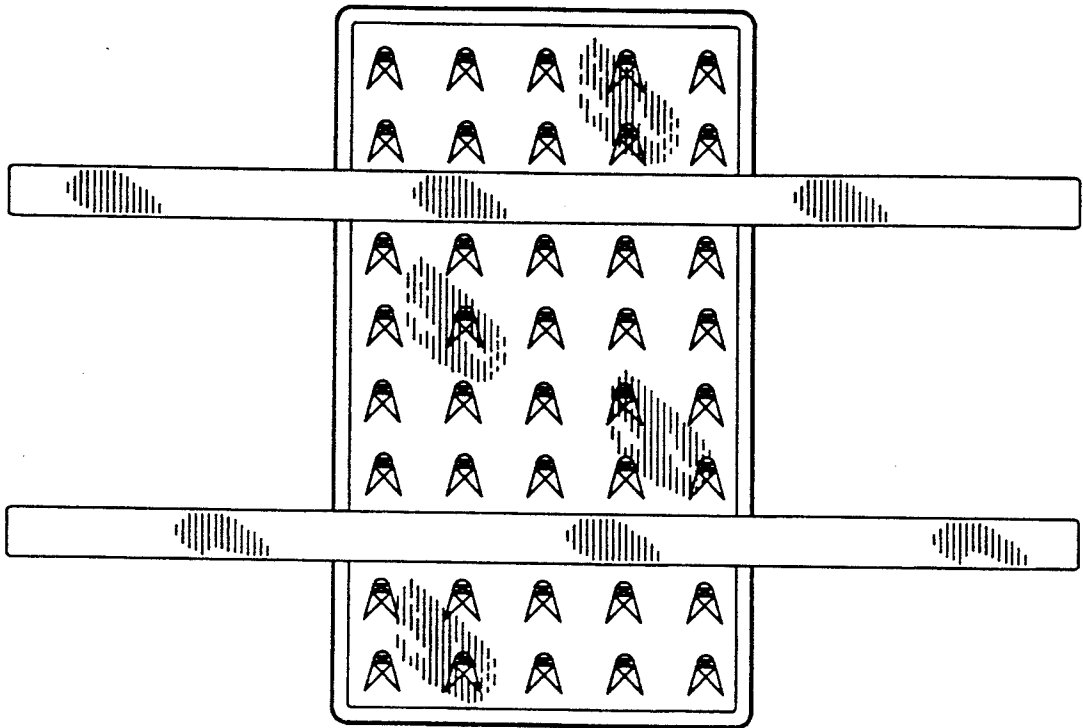
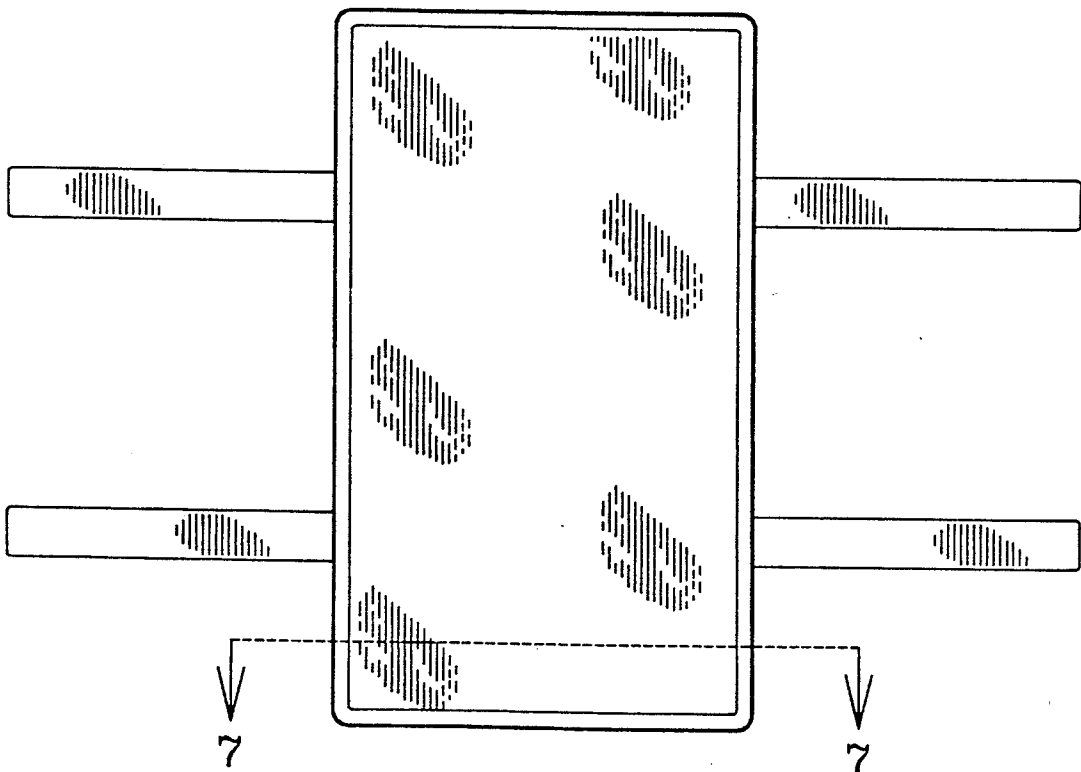


FIG. 2




*FIG. 3*



*FIG. 4*



*FIG. 5*



*FIG. 6*




FIG. 7




FIG. 8

