



US00D749339S

(12) **United States Design Patent**
Higa

(10) **Patent No.:** **US D749,339 S**

(45) **Date of Patent:** **** Feb. 16, 2016**

(54) **COUNTERWEIGHT PILLOW SLING SLEEPING AID**

(71) Applicant: **Aoren Endeavors LLC**, Kapolei, HI (US)

(72) Inventor: **Aran Higa**, Kapolei, HI (US)

(73) Assignee: **AOREN ENDEAVORS LLC**, Honolulu, HI (US)

(**) Term: **14 Years**

(21) Appl. No.: **29/463,331**

(22) Filed: **Oct. 15, 2013**

(51) **LOC (10) Cl.** **06-09**

(52) **U.S. Cl.**

USPC **D6/601**

(58) **Field of Classification Search**

USPC D6/595-601, 604, 605; D21/803, 809; D24/183, 190-193; 5/420, 489-492, 5/630-651, 652, 655.3, 655.9, 656, 706, 5/710, 690-692, 900, 902, 910, 922, 5/928-930, 932, 935, 948, 953; 128/202.18; 441/40, 66, 80-81, 127; D7/553.2, 553.5; 297/219.1, 219.12; D2/501

CPC A47G 9/10; A47G 9/1009; A47G 2009/1018; A47G 9/1027; A47G 9/1036; A47G 9/1045; A47G 9/1063; A47G 9/1072; A47G 9/1081; A47G 9/109; A47G 9/101

See application file for complete search history.

(56) **References Cited**

U.S. PATENT DOCUMENTS

6,164,726 A * 12/2000 Reeves et al. 297/452.63
6,957,462 B1 * 10/2005 Wilcox 5/636
D534,389 S * 1/2007 Chisholm et al. D6/601
7,464,423 B2 * 12/2008 Goodwin et al. 5/655
D614,901 S * 5/2010 Welch D6/601

7,722,122 B2 * 5/2010 Mittelstadt 297/397
D699,981 S * 2/2014 Kummerfeld et al. D6/601
D699,982 S * 2/2014 Fair et al. D6/601
8,683,614 B2 * 4/2014 Leung et al. 2/46
8,783,776 B1 * 7/2014 Perkins 297/392
2007/0209115 A1 * 9/2007 Carroll 5/636
2014/0259424 A1 * 9/2014 Higa 5/644

* cited by examiner

Primary Examiner — Sheryl Lane

Assistant Examiner — Nathaniel D Buckner

(74) *Attorney, Agent, or Firm* — Steven R. Gray

(57) **CLAIM**

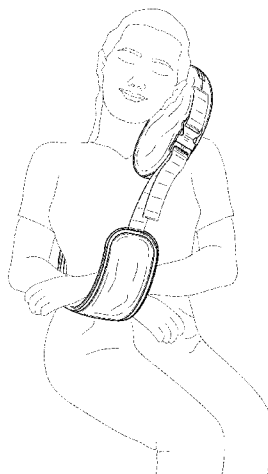
I claim the ornamental design for a counterweight pillow sling sleeping aid, as shown and described.

DESCRIPTION

FIG. 1 is a top perspective view of the inner side of the counterweight pillow sling sleeping aid; FIG. 2 is a bottom side perspective view of the outer side of the counterweight pillow sling sleeping aid shown in FIG. 1; FIG. 3 is a top plan view of the counterweight pillow sling sleeping aid shown in FIG. 1; FIG. 4 is a bottom plan view of the counterweight pillow sling sleeping aid shown in FIG. 1; FIG. 5 is an elevation view of the back of the counterweight pillow sling sleeping aid shown in FIG. 1; FIG. 6 is an elevation view of the front of the counterweight pillow sling sleeping aid shown in FIG. 1; FIG. 7 is a side view of the outside of the counterweight pillow sling sleeping aid shown in FIG. 1; FIG. 8 is the side view of the inside of the counterweight pillow sling sleeping aid shown in FIG. 1; and, FIG. 9 is an illustration of the counterweight pillow sling sleeping aid shown in FIG. 1 in its environment of use on a person in a sedentary position.

The broken lines showing a person in a sedentary position in FIG. 9 depict environmental matter and form no part of the claimed design.

1 Claim, 7 Drawing Sheets



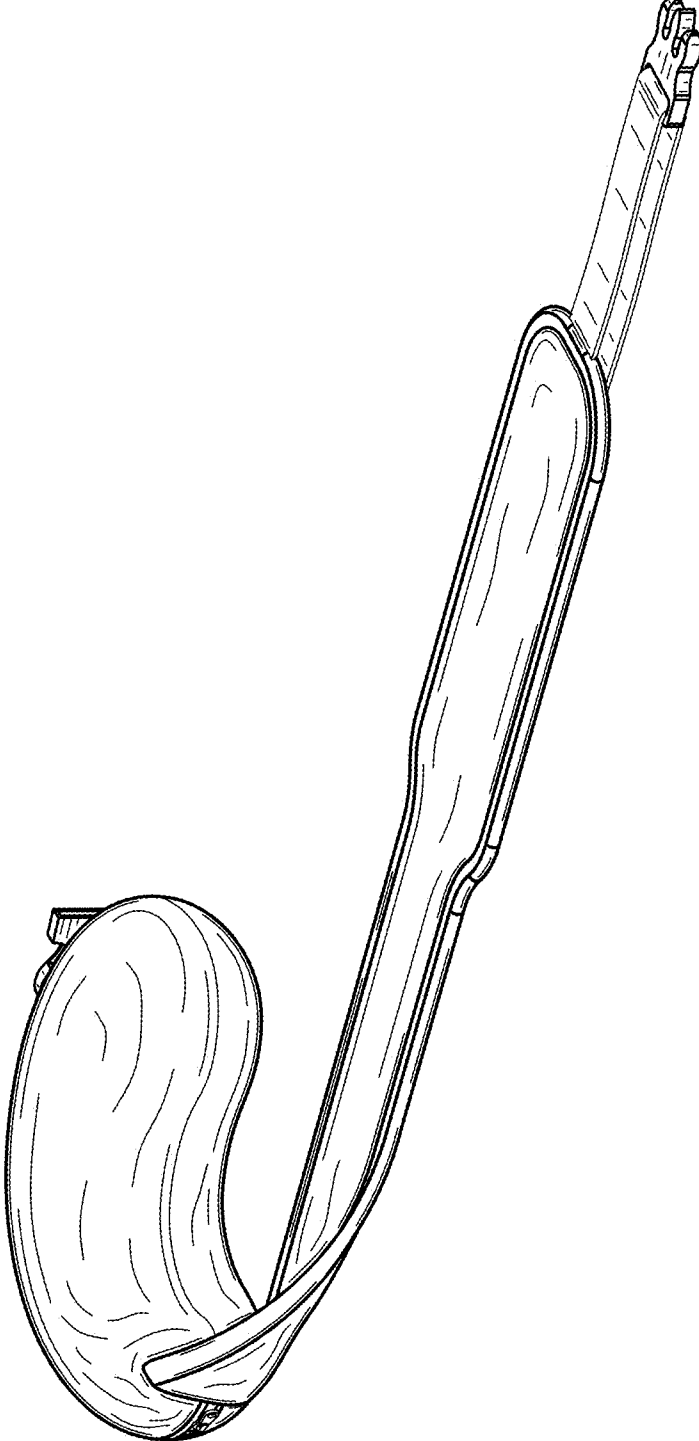


FIG. 1

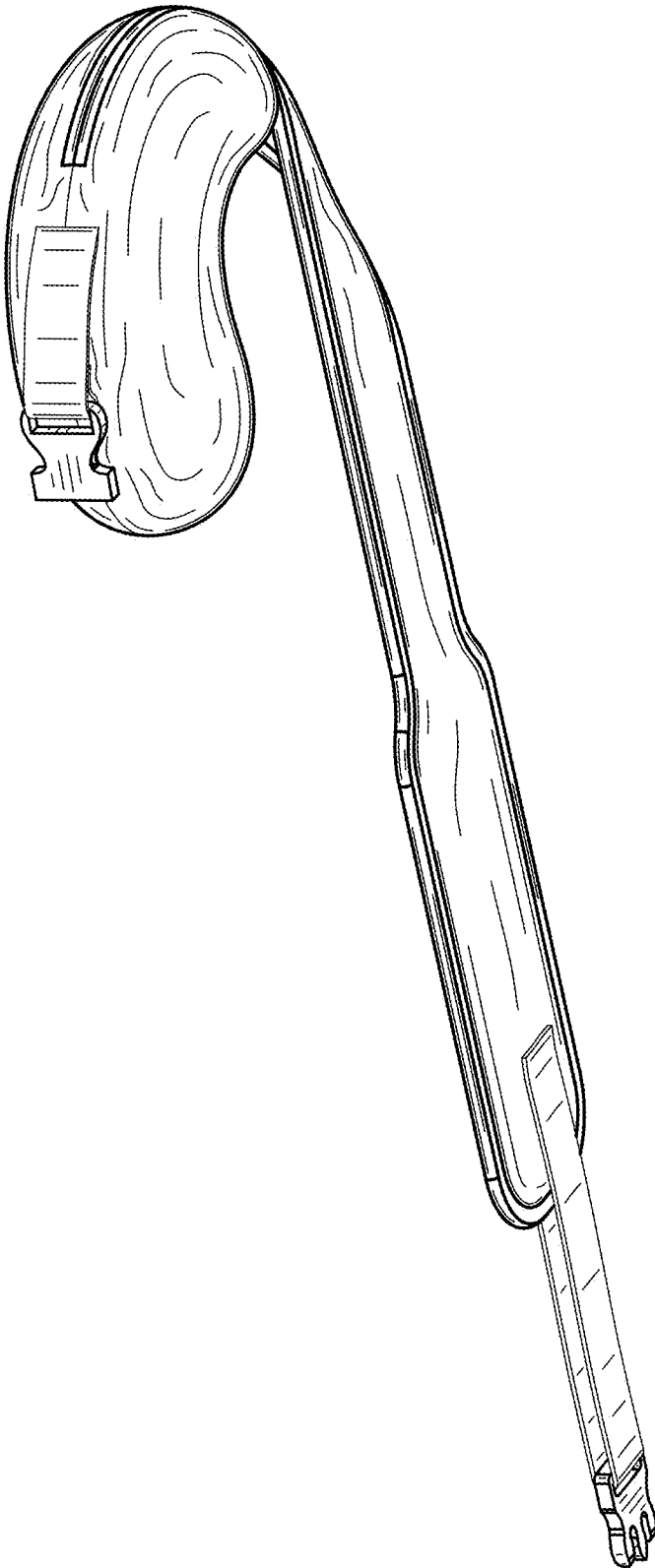


FIG. 2

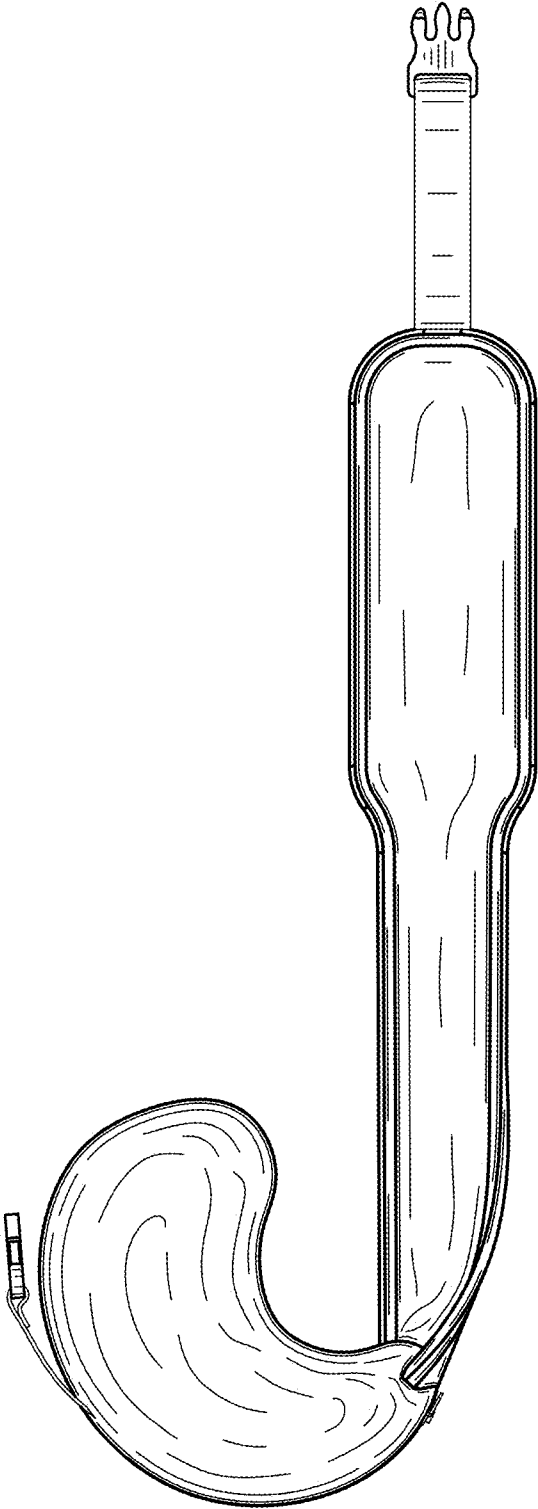


FIG. 3

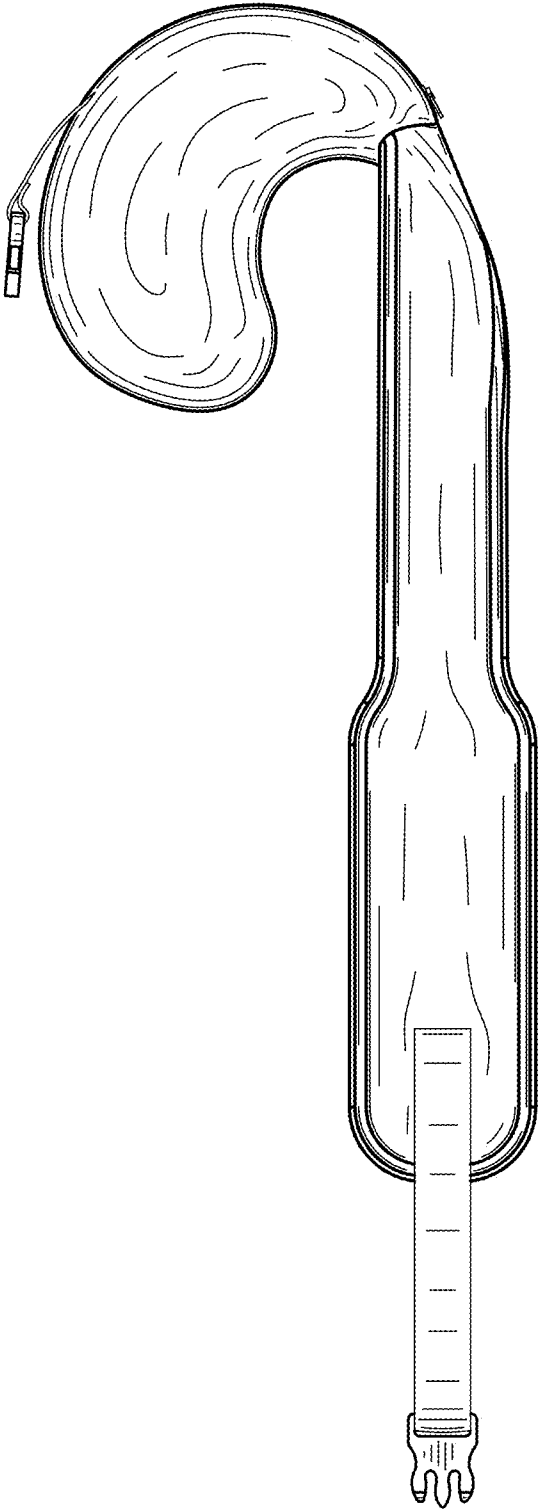


FIG. 4

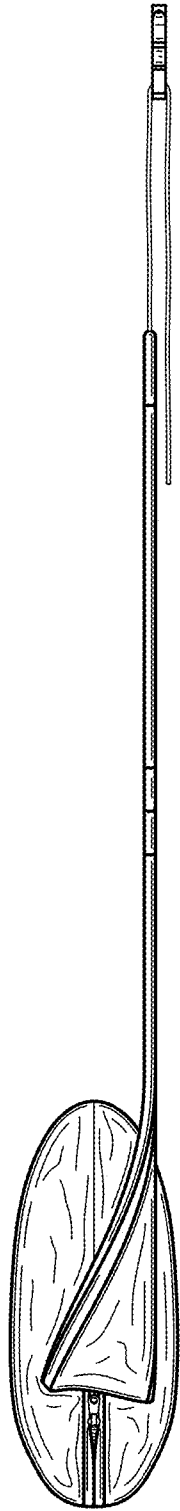


FIG. 5

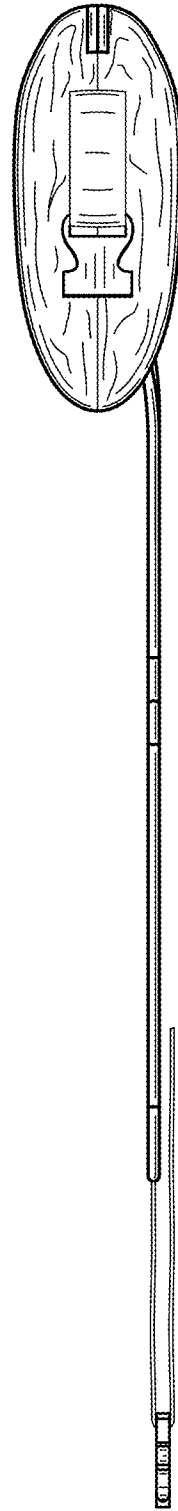


FIG. 6

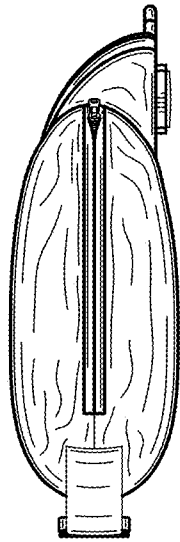


FIG. 7

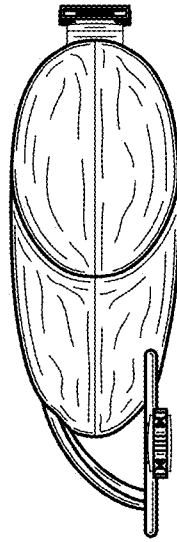


FIG. 8

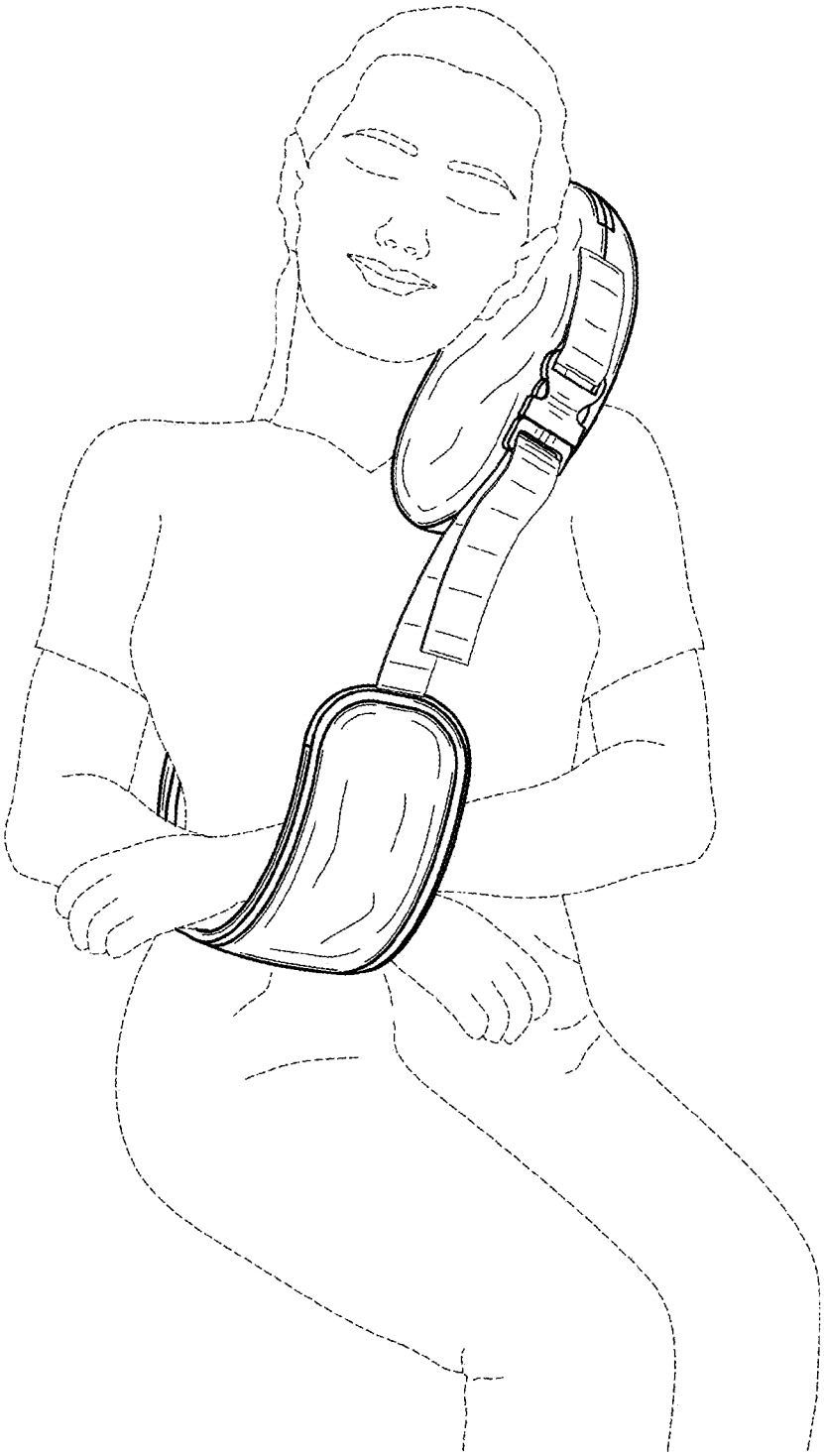


FIG. 9