



US00D403289S

United States Patent [19]
Watanabe

[11] **Patent Number: Des. 403,289**
[45] **Date of Patent: **Dec. 29, 1998**

[54] **AUTOMOBILE WHEEL**
[75] Inventor: **Motoyoshi Watanabe**, Osaka, Japan
[73] Assignee: **ATC International Japan Co., Ltd.**,
Osaka, Japan
[**] Term: **14 Years**
[21] Appl. No.: **66,404**
[22] Filed: **Jan. 16, 1997**

[51] **LOC (6) Cl.** **12-16**
[52] **U.S. Cl.** **D12/209**
[58] **Field of Search** D12/204-213;
301/64.1, 65, 37.1

[56] **References Cited**
U.S. PATENT DOCUMENTS
D. 267,564 1/1983 Wright D12/211
D. 350,523 9/1994 Mobius D12/209
D. 361,547 8/1995 Weld D12/211
D. 368,885 4/1996 Wagner D12/209
D. 372,699 8/1996 Mantua D12/209
D. 378,670 4/1997 Echazabal et al. D12/209
D. 379,612 6/1997 Honarkhah D12/209
D. 380,432 7/1997 Hettler D12/209

OTHER PUBLICATIONS
Road & Track, p. 131, See "ATS Type 15", Aug. 1995.
Lowrider Magazine, p. 4, See "BUDNIK" and p. 15, see
ARBET 2, Apr. 1995.

Primary Examiner—James Gandy
Assistant Examiner—Stacia Sinuik
Attorney, Agent, or Firm—Merchant, Gould, Smith, Edell,
Welter & Schmidt, P.A.

[57] **CLAIM**

The ornamental design for an automobile wheel, as shown
and described.

DESCRIPTION

FIG. 1 is a front view of an automobile wheel according to
the present invention;
FIG. 2 is a rear view of the automobile wheel;
FIG. 3 is a top plan view of the automobile wheel;
FIG. 4 is a bottom plan view of the automobile wheel;
FIG. 5 is a right-side elevational view of the automobile
wheel;
FIG. 6 is a left-side elevational view of the automobile
wheel;
FIG. 7 is a cross-sectional view along line 7—7 of FIG. 1;
and,
FIG. 8 is a perspective view showing the whole automobile
wheel.

1 Claim, 8 Drawing Sheets

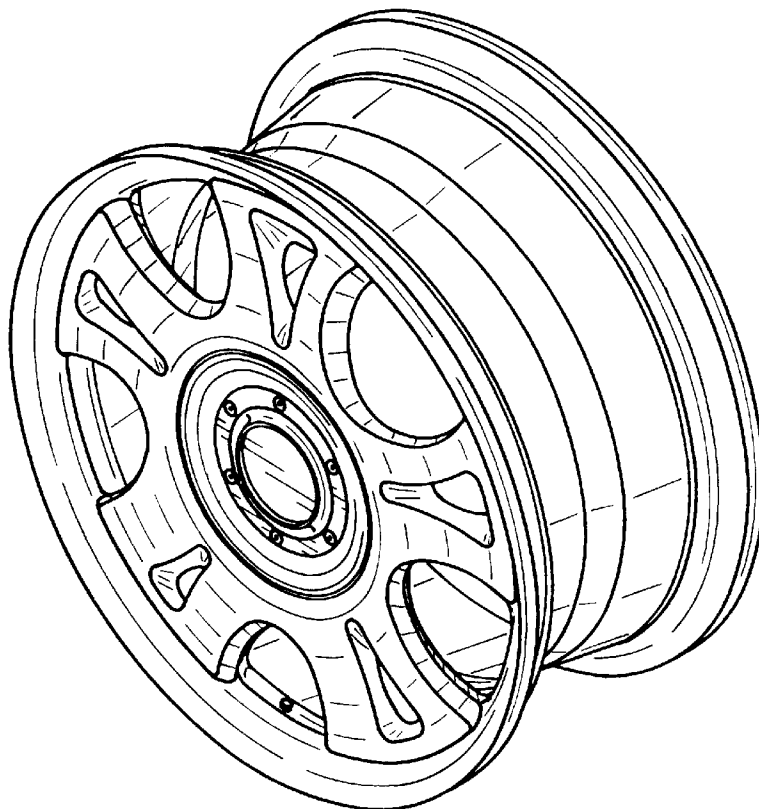


FIG. 1

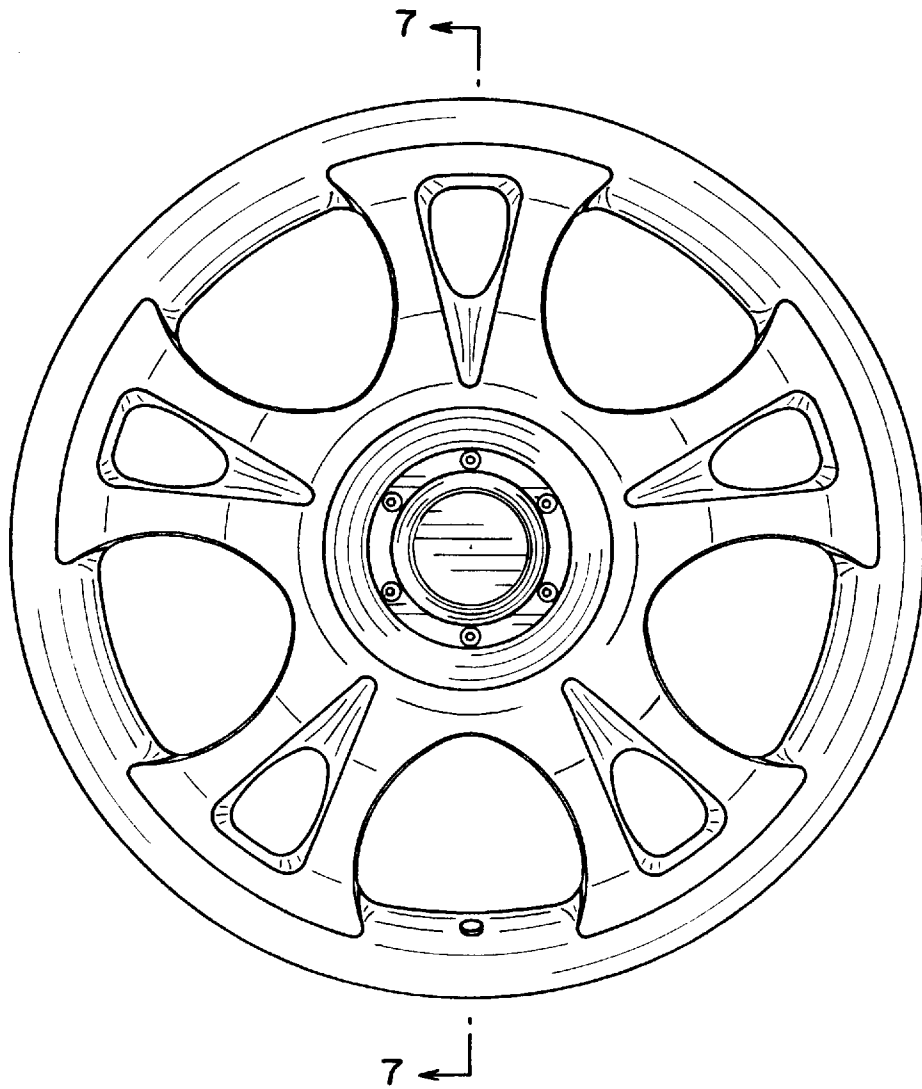


FIG. 2

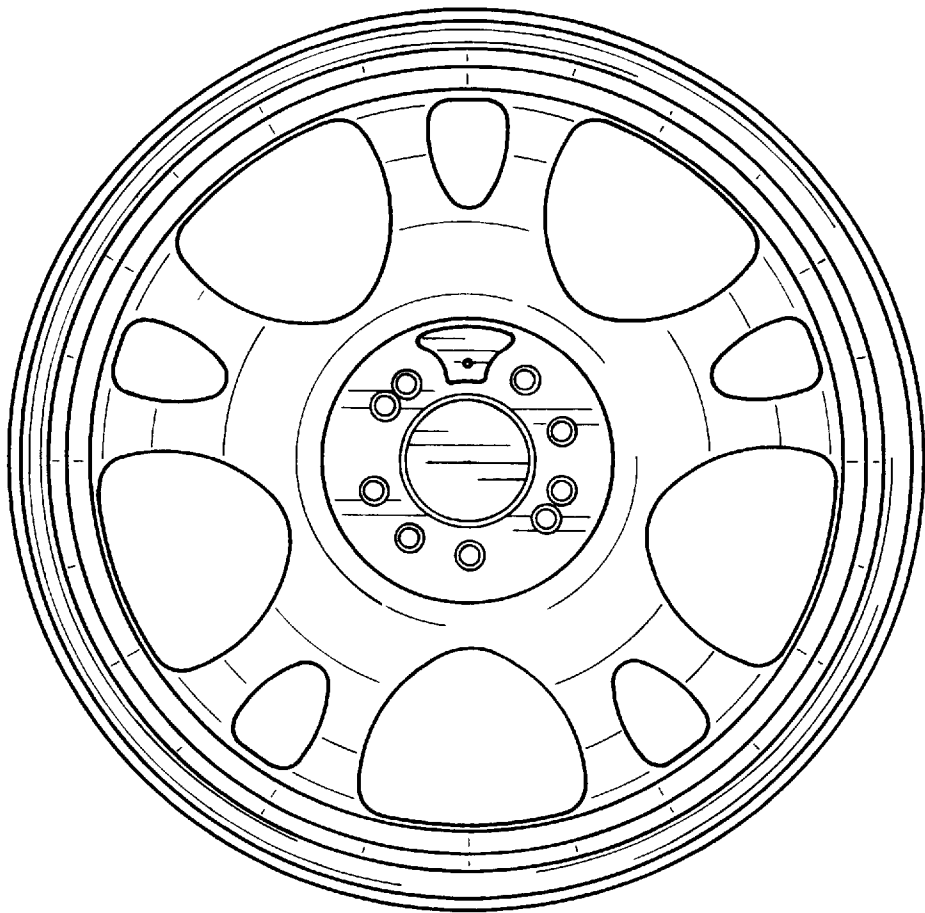


FIG. 3





FIG. 4



F I G. 5

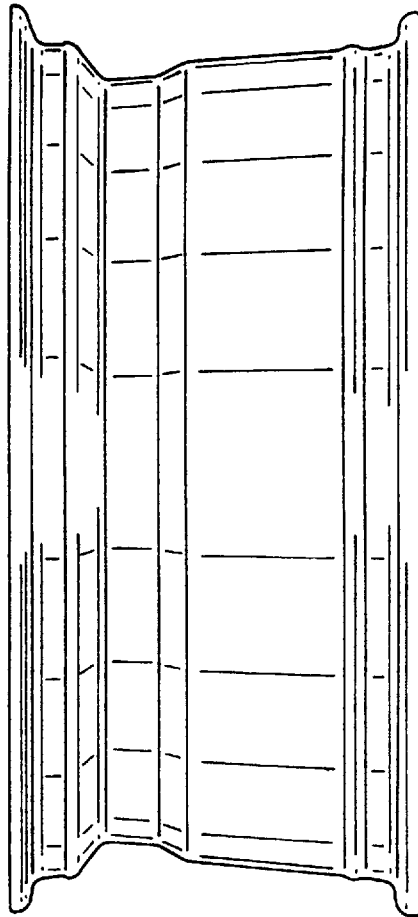


FIG. 6

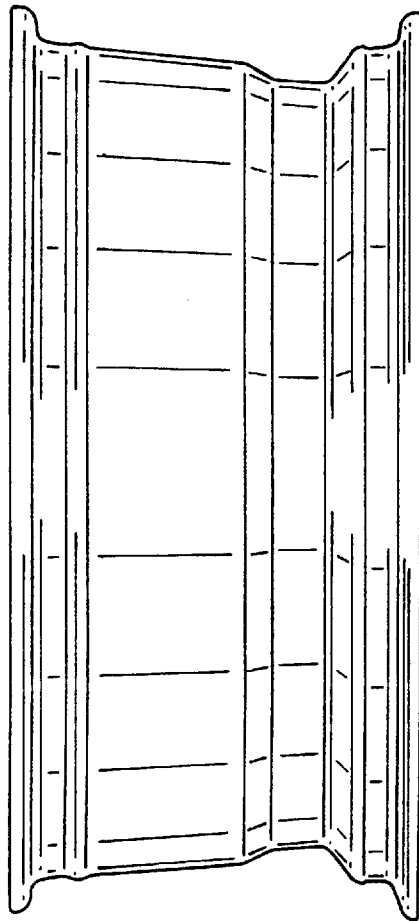


FIG. 7




FIG. 8

