



US00D545220S

(12) **United States Design Patent**
Leung

(10) **Patent No.:** **US D545,220 S**

(45) **Date of Patent:** **** Jun. 26, 2007**

(54) **COMBINED WATCH WITH USB PLUG**

(75) Inventor: **Chun Fai Leung**, 8th Floor, Cheung Lung Industrial Building, 10 Cheung Yee Street, Cheung Sha Wan, Kowloon, Hong Kong (CN)

(73) Assignee: **Chun Fai Leung**

(**) Term: **14 Years**

(21) Appl. No.: **29/227,167**

(22) Filed: **Apr. 7, 2005**

(30) **Foreign Application Priority Data**

Oct. 19, 2004 (HK) 0412395

(51) **LOC (8) Cl.** **10-02**

(52) **U.S. Cl.** **D10/31; D14/356**

(58) **Field of Classification Search** D10/30-39, D10/122-129; 368/80, 223, 228-229, 232, 368/276, 280-283, 285, 28-30, 21; D14/435, D14/436, 496

See application file for complete search history.

(56) **References Cited**

U.S. PATENT DOCUMENTS

- D238,413 S * 1/1976 Blanchard D10/38
- D257,345 S * 10/1980 Levy D14/435
- D290,119 S * 6/1987 Trezise et al. D14/189
- D375,941 S * 11/1996 Kerklaan D13/182
- D404,315 S * 1/1999 Azegami D10/30
- D404,316 S * 1/1999 Azegami et al. D10/30
- D407,027 S * 3/1999 Kubo et al. D10/30
- D407,326 S * 3/1999 Sakai D10/30

- D421,724 S * 3/2000 Chodat D10/30
- D438,123 S * 2/2001 Choi et al. D10/30
- D449,006 S * 10/2001 Blauner et al. D10/30
- D455,969 S * 4/2002 Wilson D10/32
- D456,284 S * 4/2002 Wilson D10/32
- D456,724 S * 5/2002 Wilson D10/32
- D472,477 S * 4/2003 Sun D10/30
- D480,653 S * 10/2003 Lo D10/32
- D508,031 S * 8/2005 Kim et al. D14/138
- D511,978 S * 11/2005 Wilson D10/32
- D512,921 S * 12/2005 Wilson D10/32
- D513,997 S * 1/2006 Wilson D10/32
- D525,977 S * 8/2006 Yao D14/436

* cited by examiner

Primary Examiner—Janice Seeger

Assistant Examiner—Zenia I. Bennett

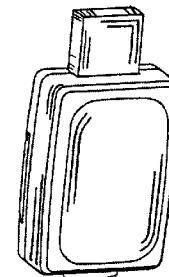
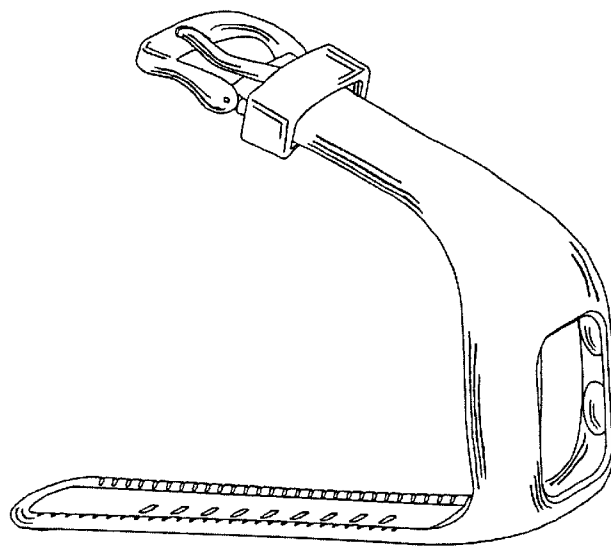
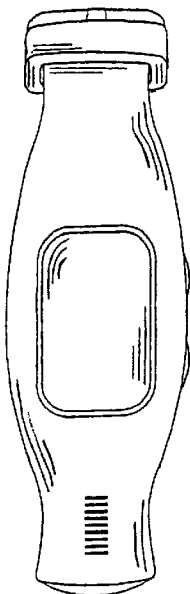
(57) **CLAIM**

The ornamental design for a combined watch with USB plug, as shown and described.

DESCRIPTION

The claimed combined watch with USB plug is a small portable timepiece with the function of storing data. FIG. 1 is a front elevational view of a combined watch with USB plug showing my new design; FIG. 2 is a rear elevational view thereof; FIG. 3 is a right side view thereof; FIG. 4 is a left side view thereof; FIG. 5 is a top plan view thereof; FIG. 6 is a bottom plan view thereof; and, FIG. 7 is an exploded perspective view showing the USB plug removed from the watch.

1 Claim, 4 Drawing Sheets



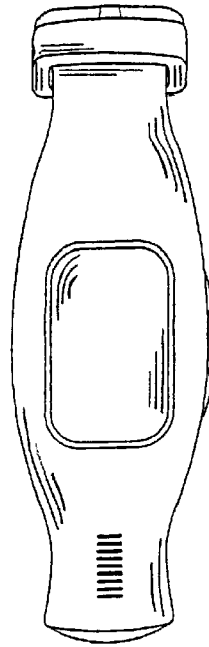


FIG. 1

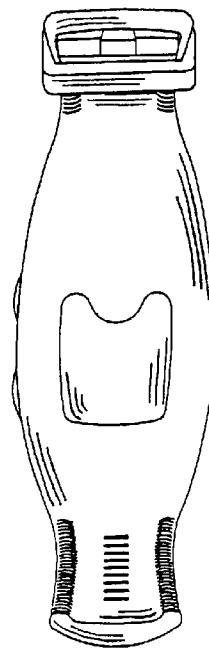


FIG. 2

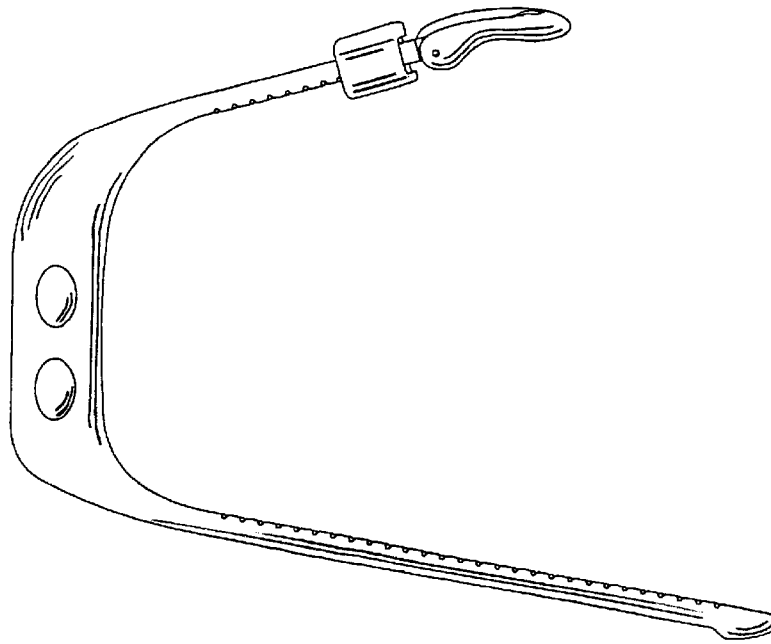


FIG. 3

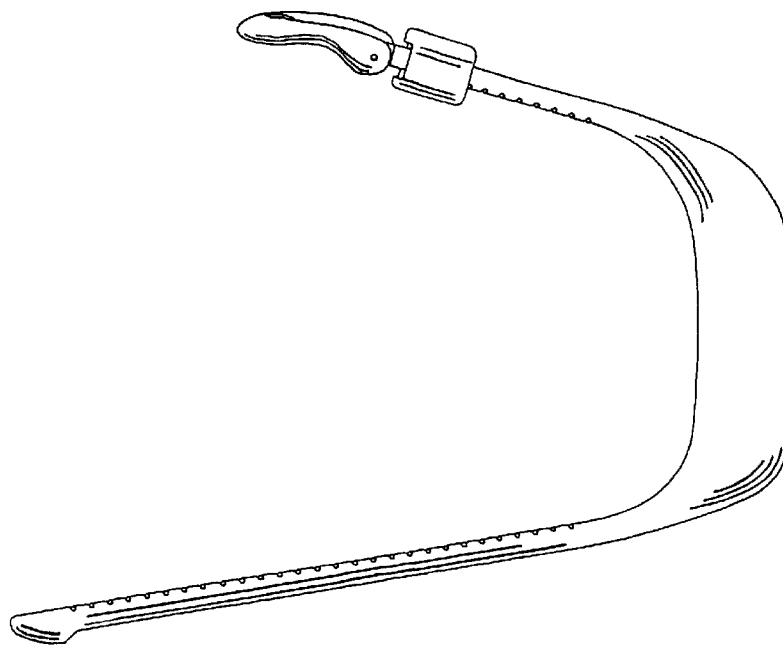


FIG. 4

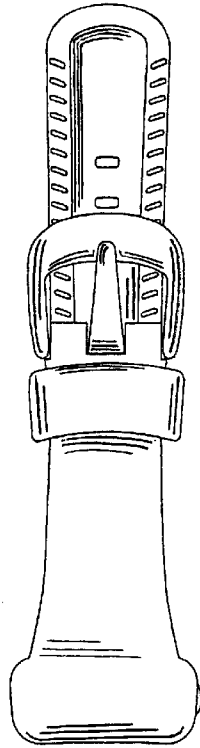


FIG. 5

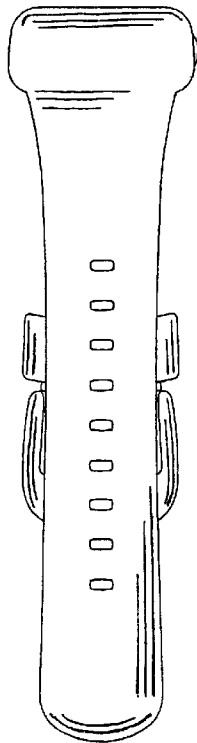


FIG. 6

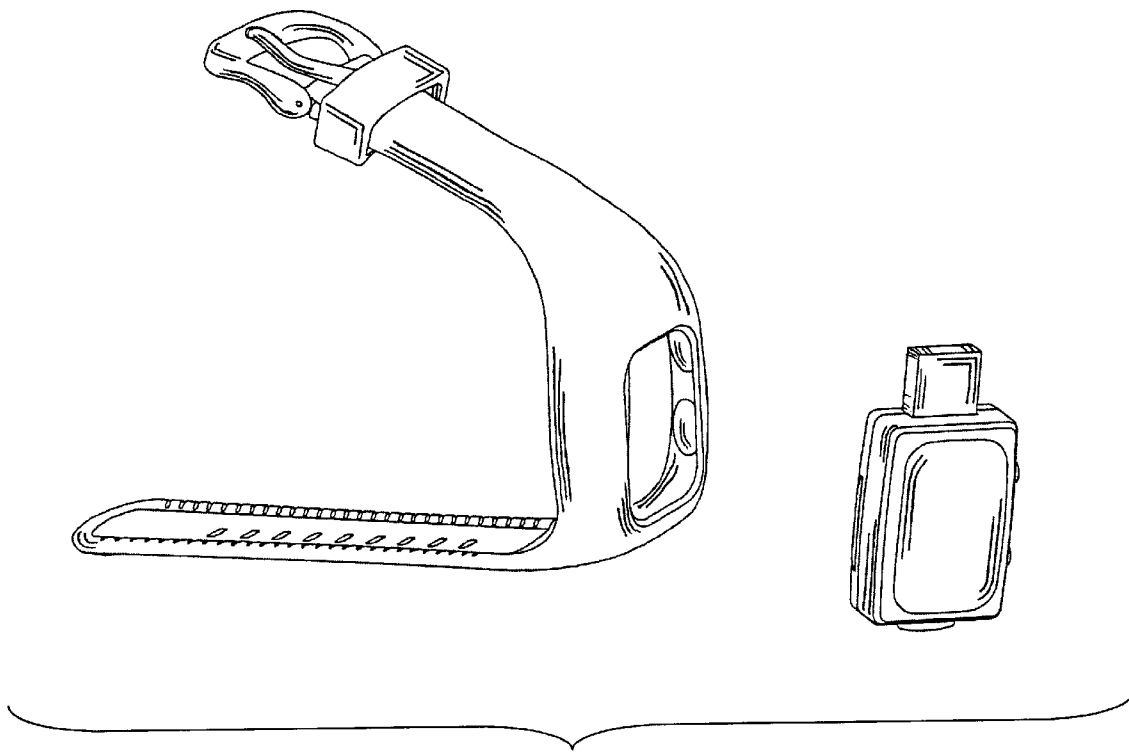


FIG. 7