

(19) World Intellectual Property Organization
International Bureau



(43) International Publication Date
17 May 2001 (17.05.2001)

PCT

(10) International Publication Number
WO 01/34551 A1

(51) International Patent Classification⁷: C07C 59/42,
59/46, 233/00, 247/00, C07D 257/04, A61K 31/202,
31/231, 31/232, A61P 27/02, 27/04

(US). HELLBERG, Mark, R. [US/US]; 5211 Overridge Drive, Arlington, TX 76017 (US). FALCK, John, R. [US/US]; 2728 Amherst, Dallas, TX 75225 (US). CONROW, Raymond, E. [US/US]; 1008 Colina Vista Lane, Crowley, TX 76036 (US).

(21) International Application Number: PCT/US00/29243

(22) International Filing Date: 23 October 2000 (23.10.2000)

(74) Agents: RYAN, Patrick, M. et al.; R & D Counsel Q-148, 6201 South Freeway, Fort Worth, TX 76134-2099 (US).

(25) Filing Language: English

(81) Designated States (*national*): AU, BR, CA, CN, JP, KR, MX, PL, TR, US, ZA.

(26) Publication Language: English

(30) Priority Data:
60/164,386 9 November 1999 (09.11.1999) US
60/164,369 9 November 1999 (09.11.1999) US
60/164,371 9 November 1999 (09.11.1999) US

(84) Designated States (*regional*): European patent (AT, BE, CH, CY, DE, DK, ES, FI, FR, GB, GR, IE, IT, LU, MC, NL, PT, SE).

Published:

- With international search report.
- Before the expiration of the time limit for amending the claims and to be republished in the event of receipt of amendments.

(71) Applicant (*for all designated States except US*): ALCON UNIVERSAL LTD. [CH/CH]; Bosch 69, P.O. Box 62, CH-6331 Hünenberg (CH).

(72) Inventors; and

(75) Inventors/Applicants (*for US only*): KLIMKO, Peter, G. [US/US]; 2115 Pembroke Drive, Fort Worth, TX 76110

For two-letter codes and other abbreviations, refer to the "Guidance Notes on Codes and Abbreviations" appearing at the beginning of each regular issue of the PCT Gazette.



WO 01/34551 A1

(54) Title: HYDROXYEICOSATETRAENOIC ACID ANALOGS AND METHODS OF THEIR USE IN TREATING DRY EYE DISORDERS

(57) Abstract: Hydroxyeicosatetraenoic acid analogs and methods of their use in treating dry eye disorders are disclosed.

Hydroxyeicosatetraenoic Acid Analogs and Methods of Their Use in Treating Dry Eye Disorders

5 The present invention is directed to compositions containing hydroxyeicosatetraenoic acid analogs and methods for their use in treating dry eye.

Background of the Invention

10 Dry eye, also known generically as *keratoconjunctivitis sicca*, is a common ophthalmological disorder affecting millions of Americans each year (Schein *et. al.*, *Prevalence of dry eye among the elderly*. American J. Ophthalmology, 124:723-738, (1997)). The condition is particularly widespread among post-menopausal women due to hormonal changes following the cessation of fertility. Dry eye may afflict an
15 individual with varying severity. In mild cases, a patient may experience burning, a feeling of dryness, and persistent irritation such as is often caused by small bodies lodging between the eyelid and the eye surface. In severe cases, vision may be substantially impaired. Other diseases, such as Sjogren's disease and *cicatricial pemphigoid* manifest dry eye complications.

20 Although it appears that dry eye may result from a number of unrelated pathogenic causes, all presentations of the complication share a common effect, that is the breakdown of the pre-ocular tear film, which results in dehydration of the exposed outer surface and many of the symptoms outlined above (Lemp, *Report of the Nation Eye Institute/Industry Workshop on Clinical Trials in Dry Eyes*, The CLAO Journal,
25 volume 21, number 4, pages 221-231 (1995)). Four events have been identified which

singly or in combination are believed to result in the dry eye condition: a) decreased tear production or increased tear evaporation; b) decreased conjunctival goblet-cell density; c) increased corneal desquamation; and d) destabilization of the cornea-tear interface (Gilbard, *Dry eye: pharmacological approaches, effects, and progress.* The
5 CLAO Journal, 22:141-145 (1996)). Another major problem is the decreased mucin production by the conjunctival cells and/or corneal epithelial cells of mucin, which protects and lubricates the ocular surface (Gipson and Inatomi, *Mucin genes expressed by ocular surface epithelium.* Progress in Retinal and Eye Research, 16:81-98 (1997)).

10 Practitioners have taken several approaches to the treatment of dry eye. One common approach has been to supplement and stabilize the ocular tear film using so-called artificial tears instilled throughout the day. Another approach has been the use of ocular inserts that provide a tear substitute or to stimulate endogenous tear production.

15 Examples of the tear substitution approach include the use of buffered, isotonic saline solutions, aqueous solutions containing water-soluble polymers that render the solutions more viscous and thus less easily shed by the eye. Tear reconstitution is also attempted by providing one or more components of the tear film such as phospholipids and oils. Examples of these treatment approaches are disclosed
20 in United States Patent Nos. 4,131,651 (Shah et al.), 4,370,325 (Packman), 4,409,205 (Shively), 4,744,980 and 4,883,658 (Holly), 4,914,088 (Glonek), 5,075,104 (Gressel et al.) and 5,294,607 (Glonek et al.).

United States Patents directed to the use of ocular inserts in the treatment of dry eye include 3,991,759 (Urquhart). Other semi-solid therapy has included the

administration of carrageenans (5,403,841, Lang) which gel upon contact with naturally occurring tear film.

Another recent approach involves the provision of lubricating substances in lieu of artificial tears. United States Patent No. 4,818,537 (Guo) discloses the use of a
5 lubricating, liposome-based composition.

Aside from the above efforts, which are directed primarily to the alleviation of symptoms associated with dry eye, methods and compositions directed to treatment of the dry eye condition have also been pursued. For example, United States Patent No. 5,041,434 (Lubkin) discloses the use of sex steroids, such as conjugated estrogens, to
10 treat dry eye condition in post-menopausal women; United States Patent No. 5,290,572 (MacKeen) discloses the use of finely divided calcium ion compositions to stimulate precocular tear film; and United States Patent No. 4,966,773 (Gressel et al.) discloses the use of microfine particles of one or more retinoids for ocular tissue normalization.

15 Although these approaches have met with some success, problems in the treatment of dry eye nevertheless remain. The use of tear substitutes, while temporarily effective, generally requires repeated application over the course of a patient's waking hours. It is not uncommon for a patient to have to apply artificial tear solution ten to twenty times over the course of the day. Such an undertaking is
20 not only cumbersome and time consuming, but is also potentially very expensive. Transient symptoms of dry eye associated with refractive surgery have been reported to last in some cases from six weeks to six months or more following surgery.

The use of ocular inserts is also problematic. Aside from cost, they are often unwieldy and uncomfortable. Further, as foreign bodies introduced in the eye, they

can be a source of contamination leading to infections. In situations where the insert does not itself produce and deliver a tear film, artificial tears must still be delivered on a regular and frequent basis.

In view of the foregoing, there is a clear need for an effective treatment for dry eye that is capable of alleviating symptoms, as well as treating the underlying physical and physiological deficiencies of dry eye, and that is both convenient and inexpensive to administer.

Mucins are proteins that are heavily glycosylated with glucosamine-based moieties. Mucins provide protective and lubricating effects to epithelial cells, especially those of mucosal membranes. Mucins have been shown to be secreted by vesicles and discharged on the surface of the conjunctival epithelium of human eyes (Greiner et al., *Mucus Secretory Vesicles in Conjunctival Epithelial Cells of Wearers of Contact Lenses*, Archives of Ophthalmology, volume 98, pages 1843-1846 (1980); and Dilly et al., *Surface Changes in the Anaesthetic Conjunctiva in Man, with Special Reference to the Production of Mucus from a Non-Goblet-Cell Source*, British Journal of Ophthalmology, volume 65, pages 833-842 (1981)). A number of human-derived mucins which reside in the apical and subapical corneal epithelium have been discovered and cloned (Watanabe et al., *Human Corneal and conjunctival Epithelia Produce a Mucin-Like Glycoprotein for the Apical Surface*, Investigative Ophthalmology and Visual Science, volume 36, number 2, pages 337-344 (1995)). Recently, Watanabe discovered a new mucin which is secreted via the cornea apical and subapical cells as well as the conjunctival epithelium of the human eye (Watanabe et al., IOVS, volume 36, number 2, pages 337-344 (1995)). These mucins provide

lubrication, and additionally attract and hold moisture and sebaceous material for lubrication and the corneal refraction of light.

Mucins are also produced and secreted in other parts of the body including lung airway passages, and more specifically from goblet cells interspersed among tracheal/bronchial epithelial cells. Certain arachidonic acid metabolites have been shown to stimulate mucin production in these cells. Yanni reported the increased secretion of mucosal glycoproteins in rat lung by hydroxyeicosatetraenoic acid ("HETE") derivatives (Yanni et al, *Effect of Intravenously Administered Lipoxygenase Metabolites on Rat Tracheal Mucous Gel Layer Thickness*, International Archives of Allergy And Applied Immunology, volume 90, pages 307-309 (1989)). Similarly, Marom has reported the production of mucosal glycoproteins in human lung by HETE derivatives (Marom et al., *Human Airway Monohydroxy- eicosatetraenoic Acid Generation and Mucus Release*, Journal of Clinical Investigation, volume 72, pages 122-127 (1983)). Nowhere in the art, however, has the use of HETE derivatives been proposed to stimulate mucin production in ocular tissues as a treatment for dry eye.

The conventional treatment for dry eye, as discussed above, includes administration of artificial tears to the eye several times a day. Other agents claimed for increasing ocular mucin and/or tear production include vasoactive intestinal polypeptide (Dartt et. al., *Vasoactive intestinal peptide-stimulated glycoconjugate secretion from conjunctival goblet cells*. Experimental Eye Research, 63:27-34, (1996)) , gefarnate (Nakamura et. al., *Gefarnate stimulates secretion of mucin-like glycoproteins by corneal epithelium in vitro and protects corneal epithelium from desiccation in vivo*, Experimental Eye Research, 65:569-574 (1997)), and the use of liposomes (U.S. Patent No. 4,818,537), androgens (U.S. Patent No. 5,620,921),

melanocyte stimulating hormones (U.S. Patent No. 4,868,154), and phosphodiesterase inhibitors (U.S. Patent No. 4,753,945), retinoids (U.S. Patent No. 5,455,265). However, many of these compounds or treatments suffer from a lack of specificity, efficacy and potency and none of these agents have been marketed so far as
5 therapeutically useful products to treat dry eye and related ocular surface diseases. Of particular relevance to the present invention is the claimed use of hydroxyeicosatetraenoic acid derivatives to treat dry eye (U.S. Patent No. 5,696,166). Thus, there remains a need for an efficacious therapy for the treatment of dry eye and related diseases.

10

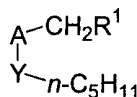
Summary of the Invention

The present invention is directed to compositions and methods for the treatment of dry eye and other disorders requiring the wetting of the eye, including
15 symptoms of dry eye associated with refractive surgery such as LASIK surgery. More specifically, the present invention discloses analogs of (5Z,8Z,11Z,13E)-15-hydroxyeicosa-5,8,11,14-tetraenoic acid (15-HETE) and methods using the same for treating dry eye type disorders. The compositions are preferably administered topically to the eye.

20

Detailed Description of the Invention

It has now been discovered that certain 15-HETE analogs are useful in treating dry eye or other disorders requiring the wetting of the eye. It is believed that such analogs stimulate mucin production in human conjunctival epithelium. These



I

compounds are of formula I:

wherein:

10 R^1 is CO_2R , CONR^2R^3 , CH_2OR^4 , $\text{CH}_2\text{NR}^5\text{R}^6$, CH_2N_3 , CH_2Hal , CH_2NO_2 , $\text{CH}_2\text{SR}^{20}$, COSR^{21} , or 2,3,4,5-tetrazol-1-yl, where:

R is H or a pharmaceutically acceptable cation, or CO_2R forms a pharmaceutically acceptable ester moiety;

15 NR^2R^3 , NR^5R^6 are the same or different and comprise a free or functionally modified amino group;

OR^4 comprises a free or functionally modified hydroxy group;

Hal is F, Cl, Br, or I;

R^{20} is H, alkyl, acyl;

20 R^{21} is H or a pharmaceutically acceptable cation, or COSR^{21} forms a pharmaceutically acceptable thioester moiety;

A is $\text{L}_1\text{-A}_1\text{-L}_2$, $\text{L}_1\text{-A}_2\text{-L}_2$, $\text{L}_3\text{-A}_2\text{-L}_4$, or $\text{L}_5\text{-A}_2\text{-L}_3$;

A_1 is CH_2CH_2 ;

25

A_2 is



L_1 is $\text{CH}_2\text{-B-D}$;

30 B and D are the same or different and are CH_2CH_2 , CH=CH , or $\text{C}\equiv\text{C}$;

L_2 is $\text{CH}_2\text{-K-CH}_2\text{CH}_2$;

K is CH₂CH₂, CH=CH, or C≡C;

L₃ is CH₂CH₂CH₂, CH₂CH=CH, CH₂C≡C, CH=CHCH₂, C≡CCH₂, or CH=C=CH;

5

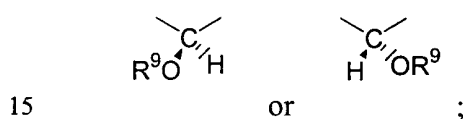
L₄ is X-CH₂CH₂;

X is CH₂CH₂CH=CH, CH₂CH₂C≡C, CH₂CH₂CH₂CH₂, CH₂CH=CHCH₂,
CH₂C≡CCH₂, CH=CHCH₂CH₂, C≡CCH₂CH₂, CH₂CH=C=CH, or CH=C=CHCH₂;

10

L₅ is CH₂CH₂-B-D; and

Y is C(O) (*i.e.* a carbonyl group) or Y is



wherein R⁹O constitutes a free or functionally modified hydroxy group.

All of the compounds of the present invention are believed to be novel with the exception of compound 1 (see example 1 below), which has been identified as an arachidonic acid metabolite in human blood [Evans and Sprecher, Prostaglandins, 29:431 (1985)].

The compounds of formula I may also be incorporated into phospholipids as glyceryl esters or sphingomyelin amides. Phospholipid sphingomyelin amides of the compounds of formula I will typically comprise a formula I compound amidated *via* its carbon 1 carboxylate to the amino group of the sphingomyelin backbone. The phospholipid formula I esters will comprise various phospholipids. Phospholipid esters of the compounds of formula I will typically comprise a formula I compound esterified *via* its carbon 1 carboxylate to the *sn*-1 or *sn*-2 position alcohol, or both, of the glycerol backbone of the phospholipid. If the *sn*-1 or *sn*-2 position of the glyceryl ester class does not contain an ester of a compound of formula I, then such carbon

positions of the glycerol backbone will comprise a methylene, ether or ester moiety linked to a substituted or unsubstituted C₁₂₋₃₀ alkyl or alkenyl (the alkenyl group containing one or more double bonds); alkyl(cycloalkyl)alkyl; alkyl(cycloalkyl); alkyl(heteroaryl); alkyl(heteroaryl)alkyl; or alkyl-M-Q; wherein the substitution is

5 alkyl, halo, hydroxy, or functionally modified hydroxy; M is O or S; and Q is H, alkyl, alkyl(cycloalkyl)alkyl, alkyl(cycloalkyl), alkyl(heteroaryl) or alkyl(heteroaryl)alkyl. However, at least one of the *sn*-1 or *sn*-2 position alcohols of the glycerol backbone must form an ester with a compound of formula I *via* the carbon 1 carboxylate of the latter. Preferred phospholipid-formula I) esters will be of the

10 phosphatidylethanolamine, phosphatidylcholine, phosphatidylserine, and phosphatidylinositol type. The most preferred phospholipid-formula I esters will comprise a formula I compound esterified *via* its carbon 1 carboxylate to the alcohol at the *sn*-2 position of phosphatidylcholine, phosphatidylethanolamine or phosphatidylinositol. The phospholipid-formula I esters and sphingomyelin amides

15 may be synthesized using various phospholipid synthetic methods known in the art; see for example, Tsai *et al.*, Biochemistry, volume 27, page 4619 (1988); and Dennis *et al.*, Biochemistry, volume 32, page 10185 (1993).

Included within the scope of the present invention are the individual enantiomers of the title compounds, as well as their racemic and non-racemic

20 mixtures. The individual enantiomers can be enantioselectively synthesized from the appropriate enantiomerically pure or enriched starting material by means such as those described below. Alternatively, they may be enantioselectively synthesized from racemic/non-racemic or achiral starting materials. (*Asymmetric Synthesis*; J. D. Morrison and J. W. Scott, Eds.; Academic Press Publishers: New York, 1983-1985,

volumes 1-5; *Principles of Asymmetric Synthesis*; R.E. Gawley and J. Aube, Eds.; Elsevier Publishers: Amsterdam, 1996). They may also be isolated from racemic and non-racemic mixtures by a number of known methods, e.g. by purification of a sample by chiral HPLC (*A Practical Guide to Chiral Separations by HPLC*; G. Subramanian, Ed.; VCH Publishers: New York, 1994; *Chiral Separations by HPLC*; A.M. Krstulovic, Ed.; Ellis Horwood Ltd. Publishers, 1989), or by enantioselective hydrolysis of a carboxylic acid ester sample by an enzyme (Ohno, M.; Otsuka, M. Organic Reactions, volume 37, page 1 (1989)). Those skilled in the art will appreciate that racemic and non-racemic mixtures may be obtained by several means, including without limitation, nonenantioselective synthesis, partial resolution, or even mixing samples having different enantiomeric ratios. Departures may be made from such details within the scope of the accompanying claims without departing from the principles of the invention and without sacrificing its advantages. Also included within the scope of the present invention are the individual isomers substantially free of their respective enantiomers.

As used herein, the terms “pharmaceutically acceptable salt” and “pharmaceutically acceptable ester” means any salt or ester, respectively, that would be suitable for therapeutic administration to a patient by any conventional means without significant deleterious health consequences; and “ophthalmically acceptable salt” and “ophthalmically acceptable ester” means any pharmaceutically acceptable salt or ester, respectively, that would be suitable for ophthalmic application, *i.e.* non-toxic and non-irritating.

The term “free hydroxy group” means an OH. The term “functionally modified hydroxy group” means an OH which has been functionalized to form: an

ether, in which an alkyl, aryl, cycloalkyl, heterocycloalkyl, alkenyl, cycloalkenyl, heterocycloalkenyl, alkynyl, or heteroaryl group is substituted for the hydrogen; an ester, in which an acyl group is substituted for the hydrogen; a carbamate, in which an aminocarbonyl group is substituted for the hydrogen; or a carbonate, in which an
5 aryloxy-, heteroaryloxy-, alkoxy-, cycloalkoxy-, heterocycloalkoxy-, alkenyloxy-, cycloalkenyloxy-, heterocycloalkenyloxy-, or alkynyloxy-carbonyl group is substituted for the hydrogen. Preferred moieties include OH, $\text{OCH}_2\text{C}(\text{O})\text{CH}_3$, $\text{OCH}_2\text{C}(\text{O})\text{C}_2\text{H}_5$, OCH_3 , OCH_2CH_3 , $\text{OC}(\text{O})\text{CH}_3$, and $\text{OC}(\text{O})\text{C}_2\text{H}_5$.

The term "free amino group" means an NH_2 . The term "functionally modified
10 amino group" means an NH_2 which has been functionalized to form: an aryloxy-, heteroaryloxy-, alkoxy-, cycloalkoxy-, heterocycloalkoxy-, alkenyl-, cycloalkenyl-, heterocycloalkenyl-, alkynyl-, or hydroxy-amino group, wherein the appropriate group is substituted for one of the hydrogens; an aryl-, heteroaryl-, alkyl-, cycloalkyl-, heterocycloalkyl-, alkenyl-, cycloalkenyl-, heterocycloalkenyl-, or alkynyl-amino
15 group, wherein the appropriate group is substituted for one or both of the hydrogens; an amide, in which an acyl group is substituted for one of the hydrogens; a carbamate, in which an aryloxy-, heteroaryloxy-, alkoxy-, cycloalkoxy-, heterocycloalkoxy-, alkenyl-, cycloalkenyl-, heterocycloalkenyl-, or alkynyl-carbonyl group is substituted for one of the hydrogens; or a urea, in which an aminocarbonyl group is substituted
20 for one of the hydrogens. Combinations of these substitution patterns, for example an NH_2 in which one of the hydrogens is replaced by an alkyl group and the other hydrogen is replaced by an alkoxycarbonyl group, also fall under the definition of a functionally modified amino group and are included within the scope of the present

invention. Preferred moieties include NH_2 , NHCH_3 , NHC_2H_5 , $\text{N}(\text{CH}_3)_2$, $\text{NHC}(\text{O})\text{CH}_3$, NHOH , and $\text{NH}(\text{OCH}_3)$.

The term "free thiol group" means an SH. The term "functionally modified thiol group" means an SH which has been functionalized to form: a thioether, where
5 an alkyl, aryl, cycloalkyl, heterocycloalkyl, alkenyl, cycloalkenyl, heterocycloalkenyl, alkynyl, or heteroaryl group is substituted for the hydrogen; or a thioester, in which an acyl group is substituted for the hydrogen. Preferred moieties include SH, $\text{SC}(\text{O})\text{CH}_3$, SCH_3 , SC_2H_5 , $\text{SCH}_2\text{C}(\text{O})\text{C}_2\text{H}_5$, and $\text{SCH}_2\text{C}(\text{O})\text{CH}_3$.

The term "acyl" represents a group that is linked by a carbon atom that has a
10 double bond to an oxygen atom and a single bond to another carbon atom.

The term "alkyl" includes straight or branched chain aliphatic hydrocarbon groups that are saturated and have 1 to 15 carbon atoms. The alkyl groups may be interrupted by one or more heteroatoms, such as oxygen, nitrogen, or sulfur, and may be substituted with other groups, such as halogen, hydroxyl, aryl, cycloalkyl, aryloxy,
15 or alkoxy. Preferred straight or branched alkyl groups include methyl, ethyl, propyl, isopropyl, butyl and *t*-butyl.

The term "cycloalkyl" includes straight or branched chain, saturated or unsaturated aliphatic hydrocarbon groups which connect to form one or more rings, which can be fused or isolated. The rings may be substituted with other groups, such
20 as halogen, hydroxyl, aryl, aryloxy, alkoxy, or lower alkyl. Preferred cycloalkyl groups include cyclopropyl, cyclobutyl, cyclopentyl and cyclohexyl.

The term "heterocycloalkyl" refers to cycloalkyl rings that contain at least one heteroatom such as O, S, or N in the ring, and can be fused or isolated. The rings may be substituted with other groups, such as halogen, hydroxyl, aryl, aryloxy, alkoxy, or

lower alkyl. Preferred heterocycloalkyl groups include pyrrolidinyl, tetrahydrofuranyl, piperazinyl, and tetrahydropyranyl.

The term "alkenyl" includes straight or branched chain hydrocarbon groups having 1 to 15 carbon atoms with at least one carbon-carbon double bond, the chain
5 being optionally interrupted by one or more heteroatoms. The chain hydrogens may be substituted with other groups, such as halogen. Preferred straight or branched alkenyl groups include, allyl, 1-butenyl, 1-methyl-2-propenyl and 4-pentenyl.

The term "cycloalkenyl" includes straight or branched chain, saturated or unsaturated aliphatic hydrocarbon groups which connect to form one or more non-
10 aromatic rings containing a carbon-carbon double bond, which can be fused or isolated. The rings may be substituted with other groups, such as halogen, hydroxyl, alkoxy, or lower alkyl. Preferred cycloalkenyl groups include cyclopentenyl and cyclohexenyl.

The term "heterocycloalkenyl" refers to cycloalkenyl rings which contain one
15 or more heteroatoms such as O, N, or S in the ring, and can be fused or isolated. The rings may be substituted with other groups, such as halogen, hydroxyl, aryl, aryloxy, alkoxy, or lower alkyl. Preferred heterocycloalkenyl groups include pyrrolidinyl, dihydropyranyl, and dihydrofuranyl.

The term "carbonyl group" represents a carbon atom double bonded to an
20 oxygen atom, wherein the carbon atom has two free valencies.

The term "aminocarbonyl" represents a free or functionally modified amino group bonded from its nitrogen atom to the carbon atom of a carbonyl group, the carbonyl group itself being bonded to another atom through its carbon atom.

The term "lower alkyl" represents alkyl groups containing one to six carbons (C₁-C₆).

The term "halogen" represents fluoro, chloro, bromo, or iodo.

The term "aryl" refers to carbon-based rings which are aromatic. The rings
5 may be isolated, such as phenyl, or fused, such as naphthyl. The ring hydrogens may be substituted with other groups, such as lower alkyl, halogen, free or functionalized hydroxy, trihalomethyl, *etc.* Preferred aryl groups include phenyl, 3-(trifluoromethyl)phenyl, 3-chlorophenyl, and 4-fluorophenyl.

The term "heteroaryl" refers to aromatic hydrocarbon rings which contain at
10 least one heteroatom such as O, S, or N in the ring. Heteroaryl rings may be isolated, with 5 to 6 ring atoms, or fused, with 8 to 10 atoms. The heteroaryl ring(s) hydrogens or heteroatoms with open valency may be substituted with other groups, such as lower alkyl or halogen. Examples of heteroaryl groups include imidazole, pyridine, indole, quinoline, furan, thiophene, pyrrole, tetrahydroquinoline, dihydrobenzofuran, and
15 dihydrobenzindole.

The terms "aryloxy", "heteroaryloxy", "alkoxy", "cycloalkoxy", "heterocycloalkoxy", "alkenyloxy", "cycloalkenyloxy", "heterocycloalkenyloxy", and "alkynyloxy" represent an aryl, heteroaryl, alkyl, cycloalkyl, heterocycloalkyl, alkenyl, cycloalkenyl, heterocycloalkenyl, or alkynyl group attached through an oxygen
20 linkage.

The terms "alkoxycarbonyl", "aryloxycarbonyl", "heteroaryloxycarbonyl", "cycloalkoxycarbonyl", "heterocycloalkoxycarbonyl", "alkenyloxycarbonyl", "cycloalkenyloxycarbonyl", "heterocycloalkenyloxycarbonyl", and "alkynyloxycarbonyl" represent an alkoxy, aryloxy, heteroaryloxy, cycloalkoxy,

heterocycloalkoxy, alkenyloxy, cycloalkenyloxy, heterocycloalkenyloxy, or alkyloxy group bonded from its oxygen atom to the carbon of a carbonyl group, the carbonyl group itself being bonded to another atom through its carbon atom.

Preferred compounds of the present invention include those of formula I,

5 wherein:

R^1 is CO_2R , where R is H or an ophthalmically acceptable cationic salt, or CO_2R forms an ophthalmically acceptable ester moiety;

A is $L_1-A_1-L_2$ or $L_1-A_2-L_2$;

10

A_1 is CH_2CH_2 ;

A_2 is



15

L_1 is CH_2-B-D ;

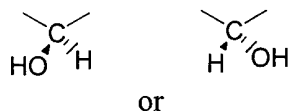
L_2 is $CH_2-K-CH_2CH_2$;

B is $C\equiv C$ or *trans*- $CH=CH$ and D is $C\equiv C$ or *cis*- $CH=CH$;

20

K is *cis*- $CH=CH$; and

Y is



25

Other preferred compounds of the present invention include those of formula

I, wherein:

R^1 is CO_2R , where R is H or an ophthalmically acceptable cationic salt, or CO_2R forms an ophthalmically acceptable ester moiety;

30

A is L₃-A₂-L₄;

A₂ is

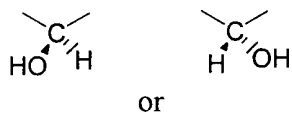


5 L₃ is *trans*-CH₂CH=CH, *trans*-CH=CHCH₂, or CH₂C≡C;

L₄ is X-CH₂CH₂;

10 X is *trans*-CH₂CH₂CH=CH, CH₂CH₂C≡C, *trans*-CH₂CH=CHCH₂, or *trans*-CH=CHCH₂CH₂; and

Y is



15

Still other preferred compounds of the present invention include those of formula I, wherein:

20 R¹ is CO₂R, where R is H or an ophthalmically acceptable cationic salt, or CO₂R forms an ophthalmically acceptable ester moiety;

A is L₅-A₂-L₃;

A₂ is



25

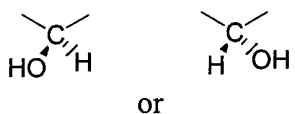
L₅ is CH₂CH₂-B-D;

L₃ is *trans*-CH₂CH=CH, *trans*-CH=CHCH₂, or CH₂C≡C;

30 B is *cis*-CH=CH or C≡C;

D is *trans*-CH=CH or C≡C; and

Y is

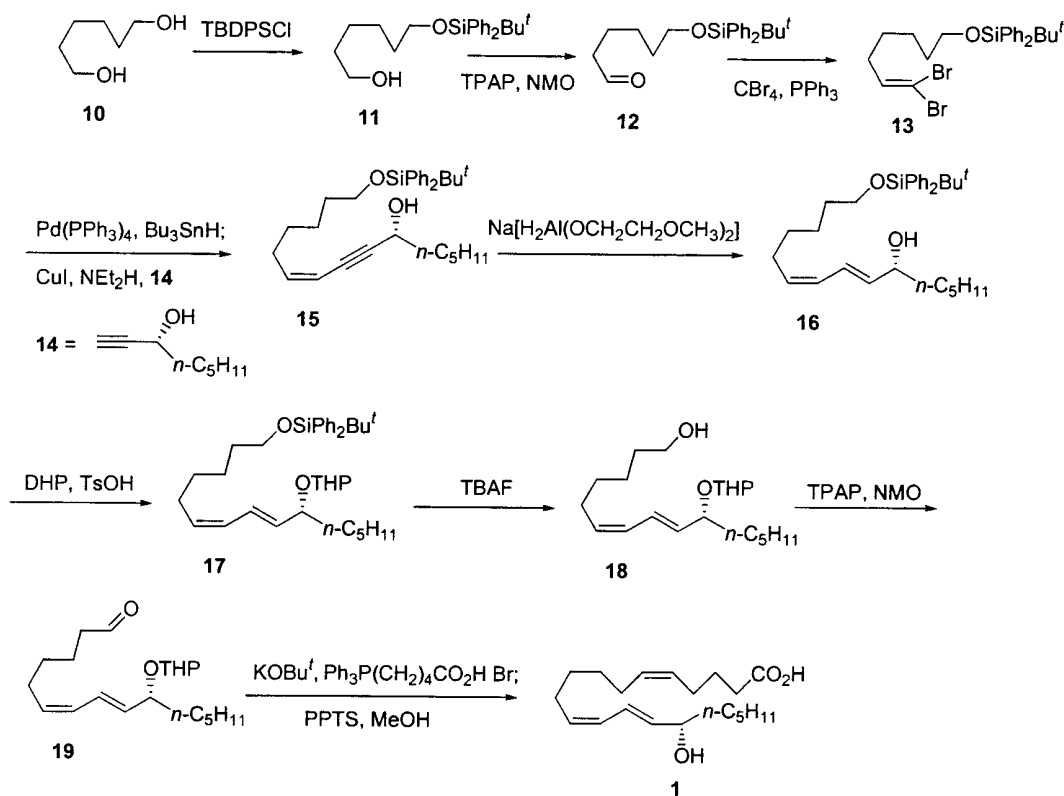


35

Among the especially preferred of the foregoing compounds are those whose preparations are detailed in the following examples 1-19.

Example 1:

Synthesis of 1



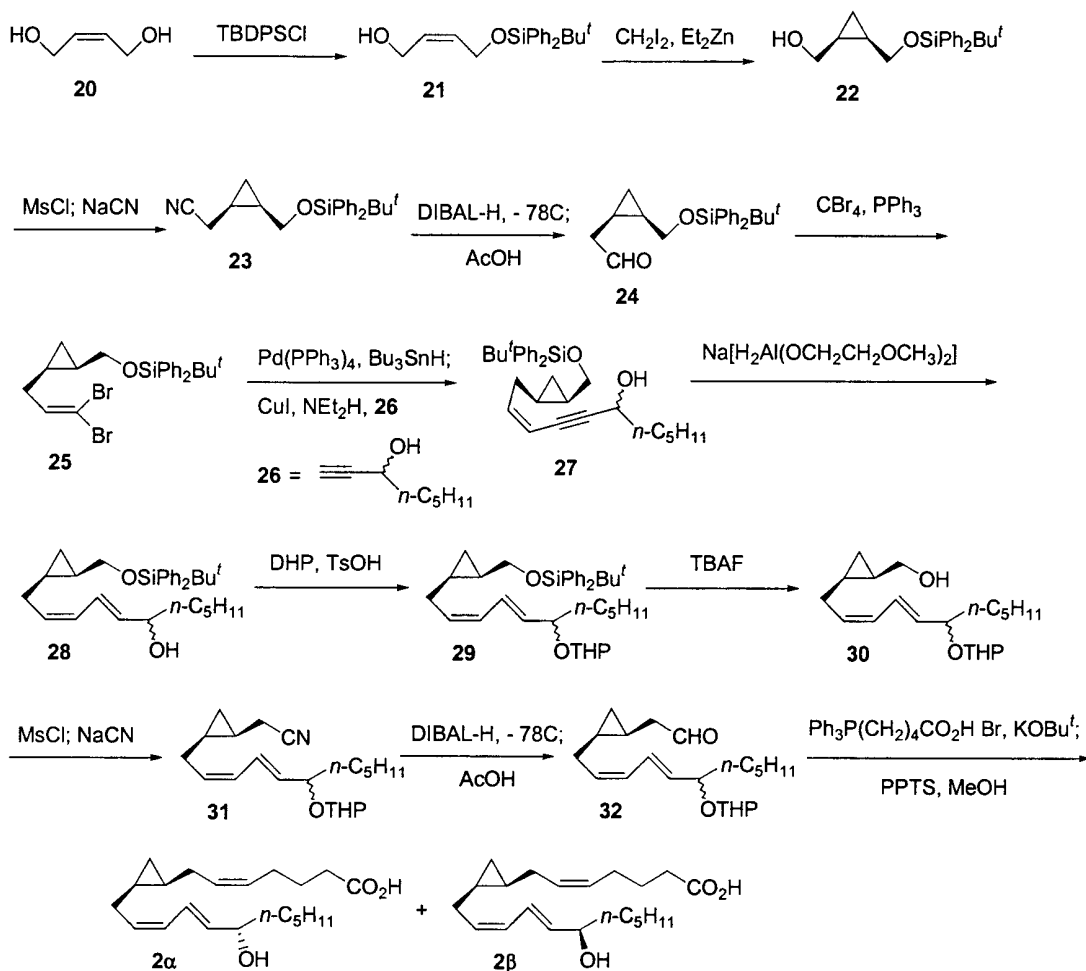
Compound 1

Treatment of 1,6-hexanediol (**10**) with 0.9 equivalents of *t*-butylchlorodiphenylsilane (TBDPSCI) in the presence of imidazole and 4-(dimethylamino)pyridine (DMAP) in *N,N*-dimethylformamide (DMF) affords

5 monosilyl ether **11**, which is oxidized with stoichiometric *N*-methylmorpholine *N*-oxide (NMO) in the presence of a catalytic amount of tetra-*n*-propylammonium perruthenate (TPAP) to provide aldehyde **12**. Dibromoolefination of **12** using CBr₄ and PPh₃ gives **13**. Conversion of **13** to enynol **15** is accomplished in two steps: first,

10 treatment of **13** with 1 equivalent of Bu₃SnH in toluene in the presence of a catalytic amount of Pd(PPh₃)₄ to afford the corresponding *cis*-vinyl bromide, followed by addition of CuI, HNEt₂, and chiral enantiopure propargyl alcohol **14** [for the preparation of **14**, see: Midland *et. al.*, Tetrahedron, 40:1371 (1984), which by this reference is incorporated herein]. Reduction of **15** with Na[H₂Al(OCH₂CH₂OCH₃)₂]

15 affords diene **16**, which is treated with 3,4-dihydro-2*H*-pyran (DHP) and a catalytic amount of *p*-toluenesulfonic acid monohydrate (TsOH) to give ether **17**. Desilylation of **17** with tetra-*n*-butylammonium fluoride (TBAF) yields alcohol **18**, which is oxidized with TPAP/NMO to provide aldehyde **19**. Condensation of **19** with Ph₃P(CH₂)₄CO₂H Br in the presence of KOBu^t, followed by treatment of the resultant eneacid with pyridinium *p*-toluenesulfonate (PPTS) in warm methanol, affords **1**.

Example 2:Preparation of **2α** and **2β**

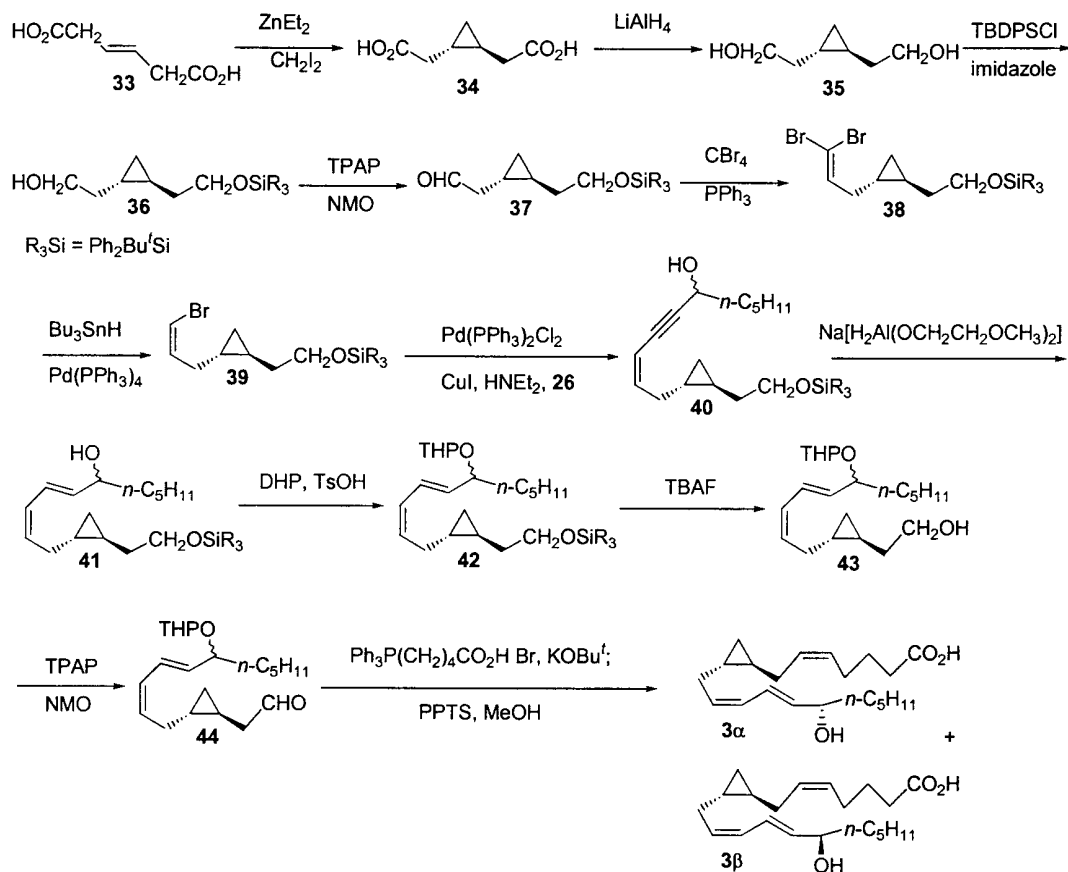
Compounds 2 α and 2 β

Monosilylation of (2*Z*)-2-buten-1,4-diol (**20**) with TBDPSCl provides silyl ether **21**, which is reacted with diiodomethane and diethylzinc to afford cyclopropane **22**. Sequential reaction with mesyl chloride and NaCN provides nitrile **23**. **23** is

5 reduced with diisobutylaluminum hydride (DIBAL-H) at low temperature, and the intermediate imine is hydrolyzed with aqueous acetic acid to afford aldehyde **24**. Condensation of **24** with CBr₄ and PPh₃ gives dibromoolefin **25**. Monoreduction of **25** using stoichiometric Bu₃SnH and catalytic Pd(PPh₃)₄ affords an intermediate *Z*-vinyl bromide, which in the same pot is reacted with 1-octyn-3-ol (commercially

10 available from Aldrich Chemical Co., Milwaukee, WI) in the presence of CuI and diethylamine to provide enyne **27**. Reduction of **27** with sodium bis(2-methoxyethoxy)aluminum hydride yields *Z, E*-dienyl alcohol **28**, which is converted THP ether **29** using DHP and TsOH. Desilylation of **29** with TBAF affords alcohol **30**, which is extended to cyanide **31** by sequential treatment with mesyl chloride and

15 NaCN. Conversion to aldehyde **32** effected by reduction with DIBAL-H at -78 °C, followed by hydrolysis of the resulting metalloenamine with aqueous acetic acid at 0 °C. Wittig condensation with Ph₃P(CH₂)₄CO₂H Br in the presence of KOBu', followed by deprotection of the resultant eneacid with PPTS in MeOH, yields **2 α** and **2 β** after separation of the two C-15 diastereomers using silica gel chromatography.

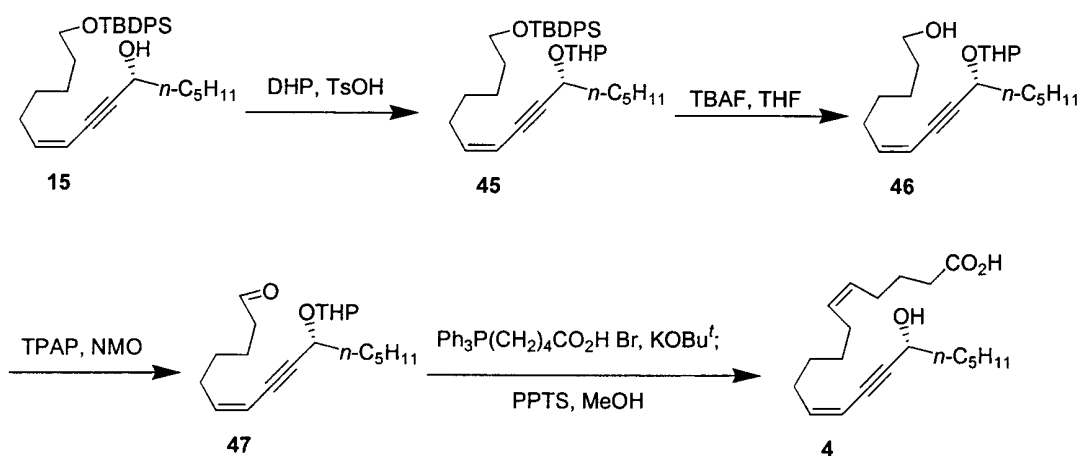
Example 3:**Synthesis of 3 α and 3 β** 

Compounds 3 α and 3 β

Treatment of *trans*- β -hydromuconic acid (**33**) with diethyl zinc and diiodomethane affords cyclopropane **34**, which is reduced to diol **35** with LiAlH₄. Monosilylation with TBDPSCl provides silyl ether **36**, which is oxidized to aldehyde **37** using TPAP/NMO. Reaction of **37** with CBr₄ and PPh₃ gives dibromoolefin **38**, which is converted to *Z*-vinyl bromide **39** using stoichiometric Bu₃SnH in the presence of catalytic Pd(PPh₃)₄. Sonogishira coupling of **39** with 1-octyn-3-ol in the presence of CuI, Pd(PPh₃)₂Cl₂, and HNEt₂ yields enyne **40**, which is reduced to the corresponding *E*-allyl alcohol **41** with Na[H₂Al(CH₂CH₂OCH₃)₂]. Treatment of **41** with DHP and TsOH affords THP ether **42**, which is desilylated to alcohol **43** with TBAF in THF. Oxidation of **43** to aldehyde **44** is achieved using TPAP/NMO. This aldehyde is reacted with Ph₃P(CH₂)₄CO₂H Br in the presence of KOBu^t, and the intermediate eneacid is deprotected with PPTS in MeOH to afford targets **3 α** and **3 β** after separation of the two C-15 diastereomers using silica gel chromatography.

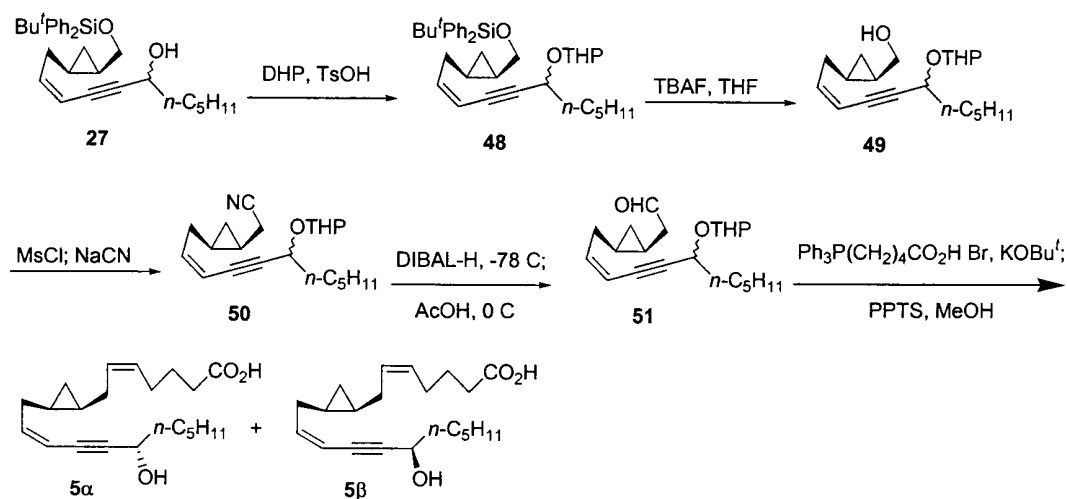
Example 4:

Synthesis of 4

**Compound 4**

Alcohol 15 is protected as its THP ether 45 by treatment with DHP and TsOH.

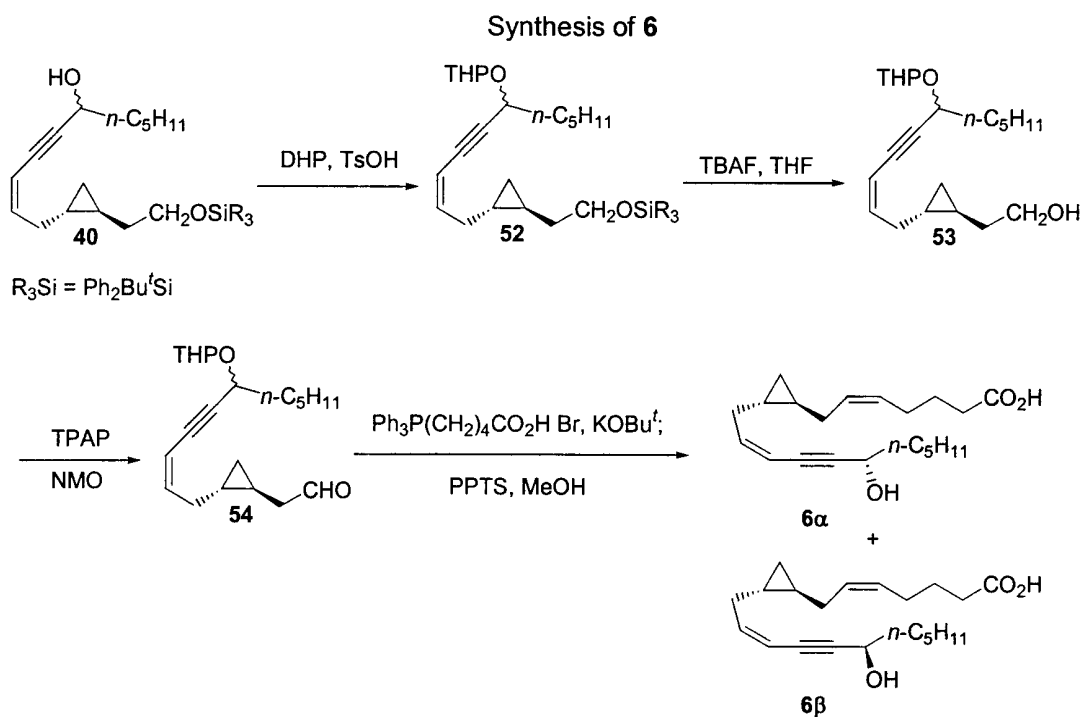
- 5 Desilylation of 45 with TBAF in THF provides alcohol 46, which is oxidized to aldehyde 47 with TPAP and NMO. Wittig reaction of 47 with $\text{Ph}_3\text{P}(\text{CH}_2)_4\text{CO}_2\text{H Br}$ in the presence of KOBU^t affords an intermediate enoic acid, which is deprotected to 4 using PPTS in MeOH.

Example 5:Preparation of **5 α** and **5 β** **Compounds 5 α and 5 β**

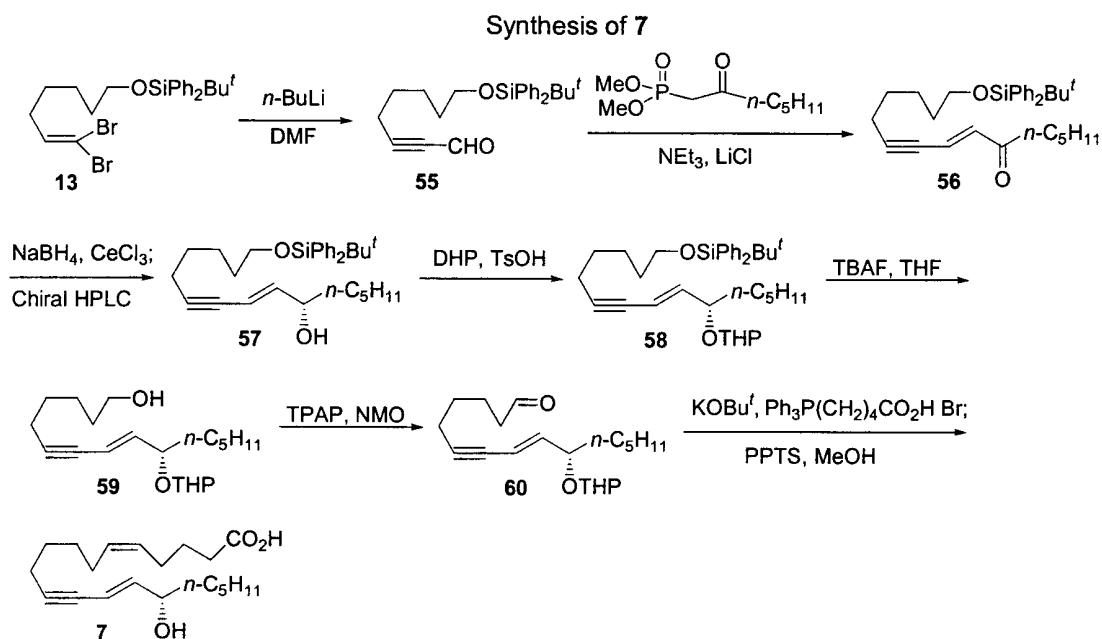
Treatment of enynol **27** with DHP and TsOH affords THP ether **48**, which is

5 desilylated using TBAF in THF to afford alcohol **49**. Sequential treatment of **49** with mesyl chloride and then NaCN provides nitrile **50**, which is reduced to aldehyde **51** by reaction with DIBAL-H at $-78\text{ }^\circ\text{C}$ and acetic acid at $0\text{ }^\circ\text{C}$. Wittig condensation of **51** with $\text{Ph}_3\text{P}(\text{CH}_2)_4\text{CO}_2\text{H Br}$ in the presence of KOBU^t , followed by treatment of the intermediate eneacid with PPTS in MeOH, gives **5 α** and **5 β** after separation of the two

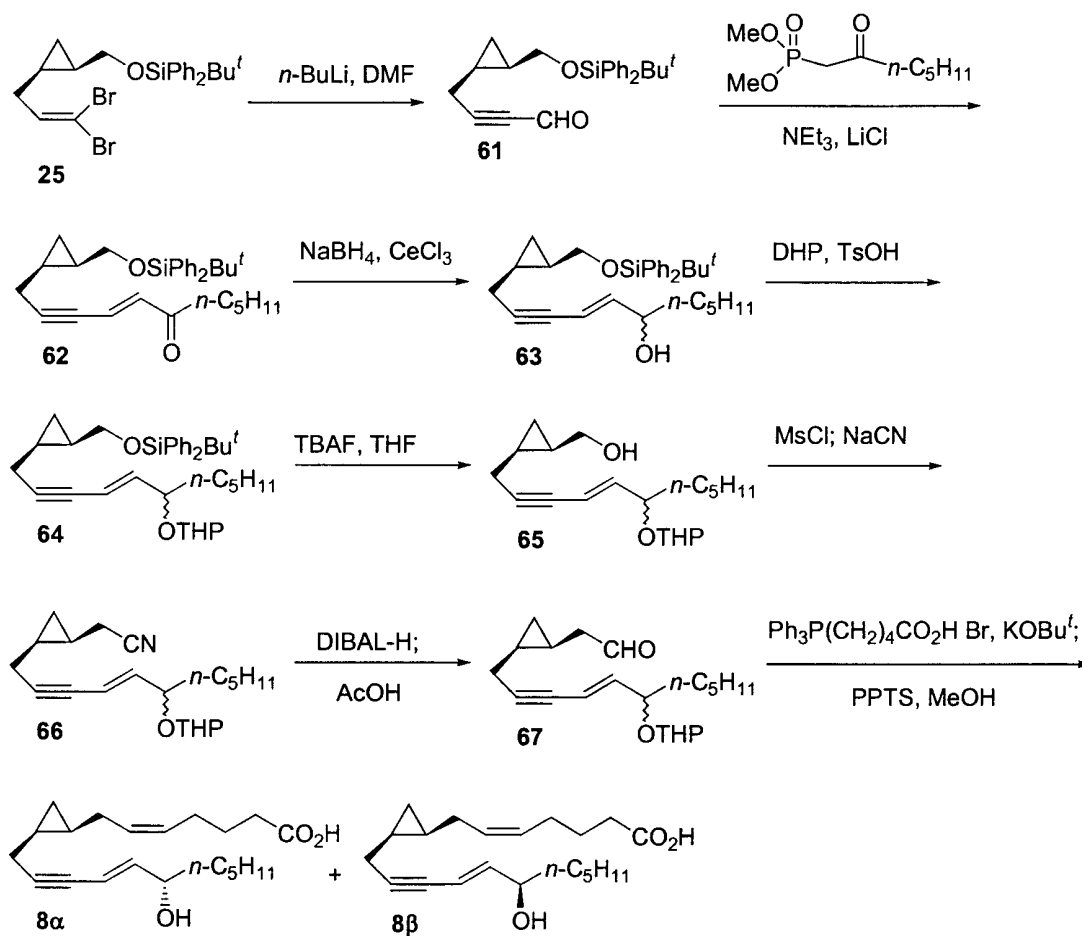
10 C-15 diastereomers using silica gel chromatography.

Example 6:**Compounds 6 α and 6 β**

Reaction of enynol **40** with DHP and TsOH affords THP ether **52**, which is
 5 desilylated using TBAF in THF to afford alcohol **53**. Oxidation of **53** using TPAP
 and NMO provides aldehyde **54**, which undergoes Wittig condensation with
 $Ph_3P(CH_2)_4CO_2H$ Br/ $KOBu^t$ and deprotection with PPTS in MeOH to give
 compounds **6 α** and **6 β** after separation of the two C-15 diastereomers using silica gel
 chromatography.

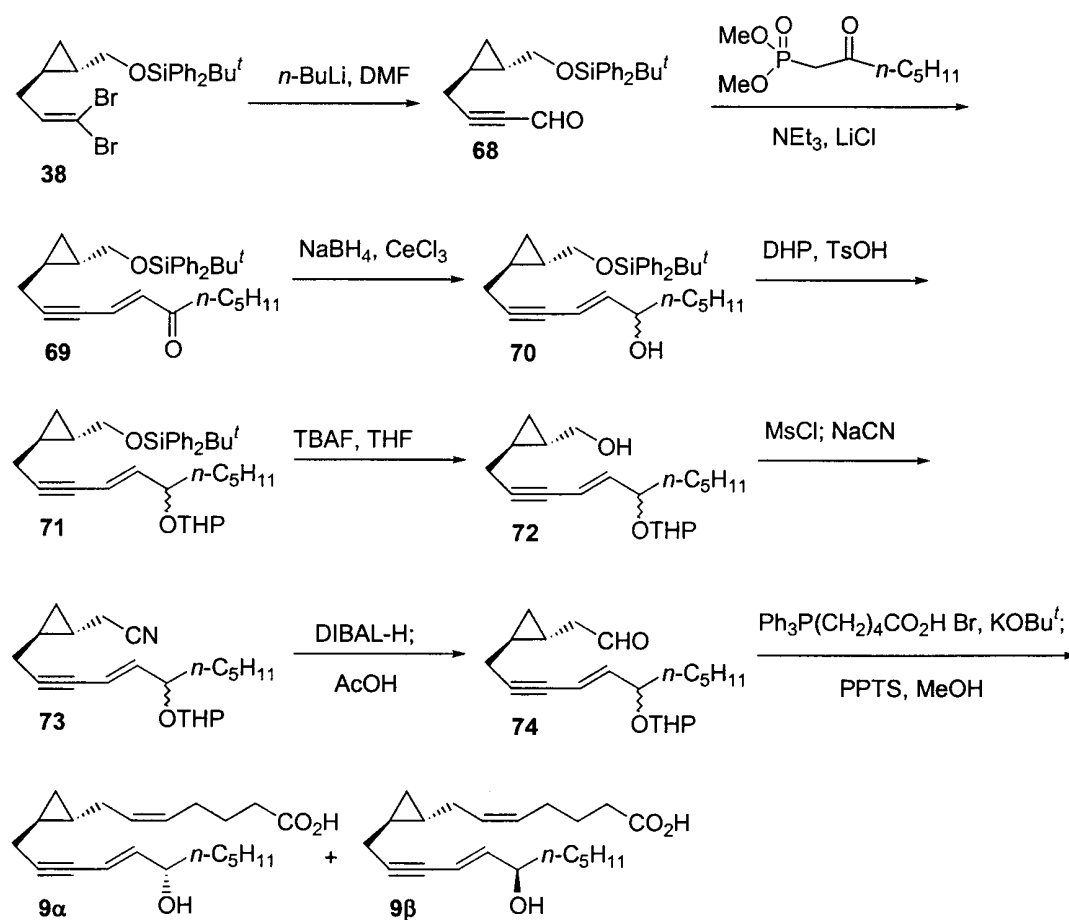
Example 7:**Compound 7**

- 5 Treatment of dibromoolefin **13** with $n\text{-BuLi}$ and N,N-dimethylformamide affords ynal **55**, which is condensed with dimethyl (2-oxoheptyl)phosphonate in the presence of NEt_3 and LiCl to provide enone **56**. **56** is reduced to 15*S*-alcohol **57** by treatment with NaBH_4 and CeCl_3 , followed by separation of the resulting racemic mixture using HPLC with a chiral stationary phase. Treatment of **57** with DHP and
- 10 TsOH gives THP ether **58**, which is desilylated with TBAF in THF to yield alcohol **59**. Oxidation of **59** with TPAP and NMO affords aldehyde **60**. **60** is treated with $\text{Ph}_3\text{P}(\text{CH}_2)_4\text{CO}_2\text{H Br}$ in the presence of KOBu^t , followed by PPTS in MeOH, to give
- 7.

Example 8:Preparation of **8 α** and **8 β** 

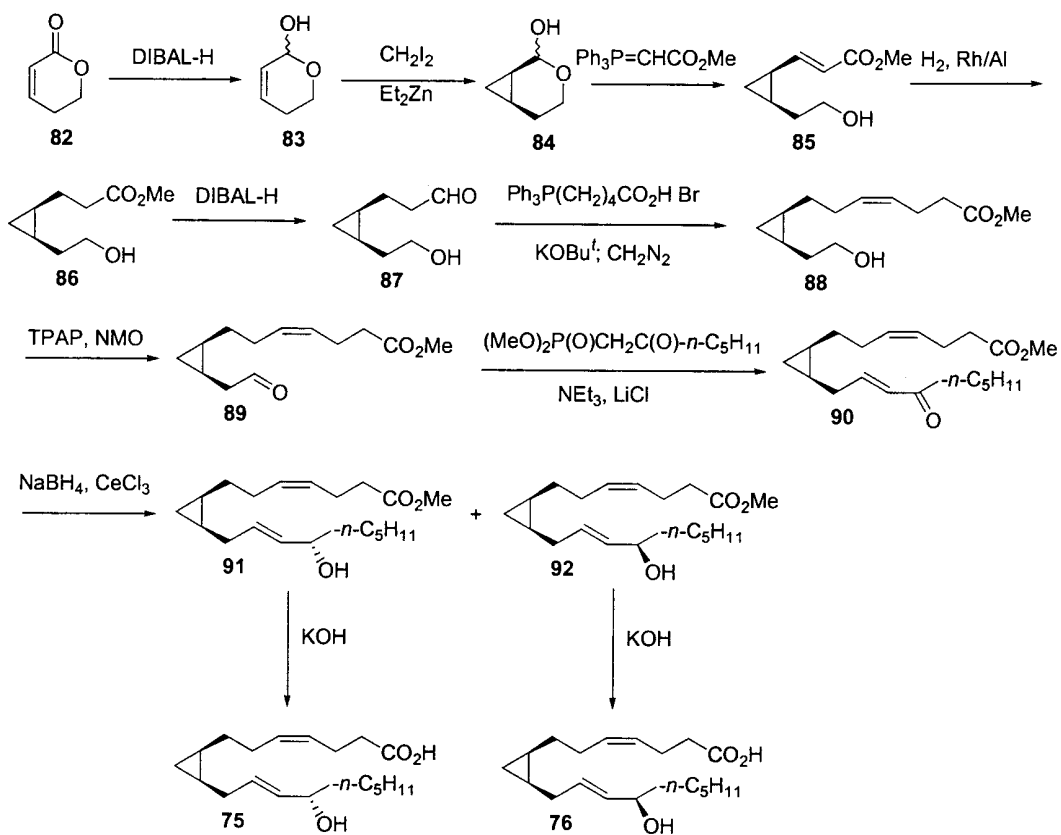
Compounds 8 α and 8 β

Treatment of dibromoolefin **25** with *n*-BuLi and N,N-dimethylformamide affords ynal **61**, which is condensed with dimethyl (2-oxoheptyl)phosphonate in the presence of NEt₃ and LiCl to provide enone **62**. **62** is reduced to 15*R,S*-alcohol **63** by
5 treatment with NaBH₄ and CeCl₃. Treatment of **63** with DHP and TsOH gives THP ether **64**, which is desilylated with TBAF in THF to yield alcohol **65**. Sequential treatment of **65** with mesyl chloride and then NaCN affords nitrile **66**. **66** is converted to aldehyde **67** by reduction with DIBAL-H at -78 °C, followed by hydrolysis acetic acid at 0 °C. **67** is treated with Ph₃P(CH₂)₄CO₂H Br in the presence of KOBu',
10 followed by PPTS in MeOH, to give targets **8 α** and **8 β** after separation of the two C-15 diastereomers using silica gel chromatography.

Example 9:Preparation of **9 α** and **9 β** 

Compounds 9 α and 9 β

Treatment of dibromoolefin **38** with *n*-BuLi and N,N-dimethylformamide affords ynal **68**, which is condensed with dimethyl (2-oxoheptyl)phosphonate in the presence of NEt₃ and LiCl to provide enone **69**. **69** is reduced to 15*R,S*-alcohol **70** by
5 treatment with NaBH₄ and CeCl₃. Treatment of **70** with DHP and TsOH gives THP ether **71**, which is desilylated with TBAF in THF to yield alcohol **72**. Sequential treatment of **72** with mesyl chloride and then NaCN affords nitrile **73**. **73** is converted to aldehyde **74** by reduction with DIBAL-H at -78 °C, followed by hydrolysis acetic acid at 0 °C. **74** is treated with Ph₃P(CH₂)₄CO₂H Br in the presence of KOBu^t,
10 followed by PPTS in MeOH, to give compounds **9 α** and **9 β** after separation of the two C-15 diastereomers using silica gel chromatography.

Example 10:**Preparation of 75 and 76**

Compounds 75 and 76

Reduction of commercially available dihydropyranone **82** with diisobutylaluminum hydride (DIBAL-H) affords lactol **83**, which is cyclopropanated with $\text{CH}_2\text{I}_2/\text{Et}_2\text{Zn}$ to provide **84**. **84** is condensed with $\text{Ph}_3\text{P}=\text{CHCO}_2\text{CH}_3$ to yield

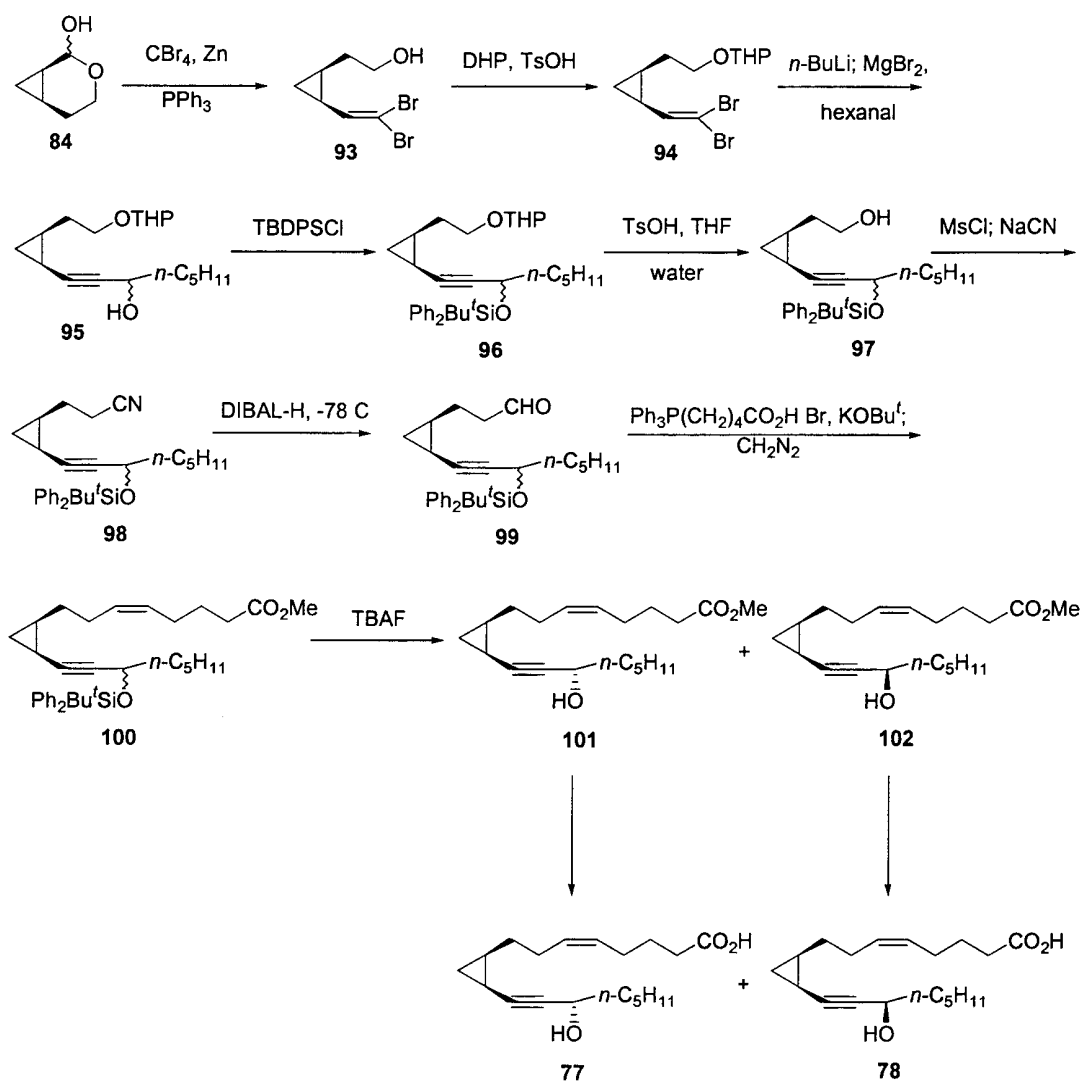
5 enoate **85**, which is reduced under 1 atmosphere of hydrogen using Rhodium on Alumina catalyst to give **86**. **86** is converted to aldehyde **87** by reduction with DIBAL-H. Condensation of **87** with $\text{Ph}_3\text{P}(\text{CH}_2)_4\text{CO}_2\text{H}$ Br in the presence of potassium *t*-butoxide (KOBU^t), followed by treatment of the intermediate acid with diazomethane, provides olefin **88**. Oxidation of **88** using catalytic tetra-*n*-

10 propylammonium perruthenate (TPAP) and stoichiometric *N*-methylmorpholine *N*-oxide (NMO) gives aldehyde **89**, which is condensed with dimethyl (2-oxoheptyl)phosphonate in the presence of NEt_3 and LiCl to provide enone **90**. Treatment of **90** with NaBH_4 in the presence of CeCl_3 affords a mixture of two stereoisomeric alcohols, **91** and **92**, which are separated using silica gel

15 chromatography. Treatment of the thus separated samples of **91** and **92** with KOH in MeOH/water affords the corresponding acids **75** and **76**.

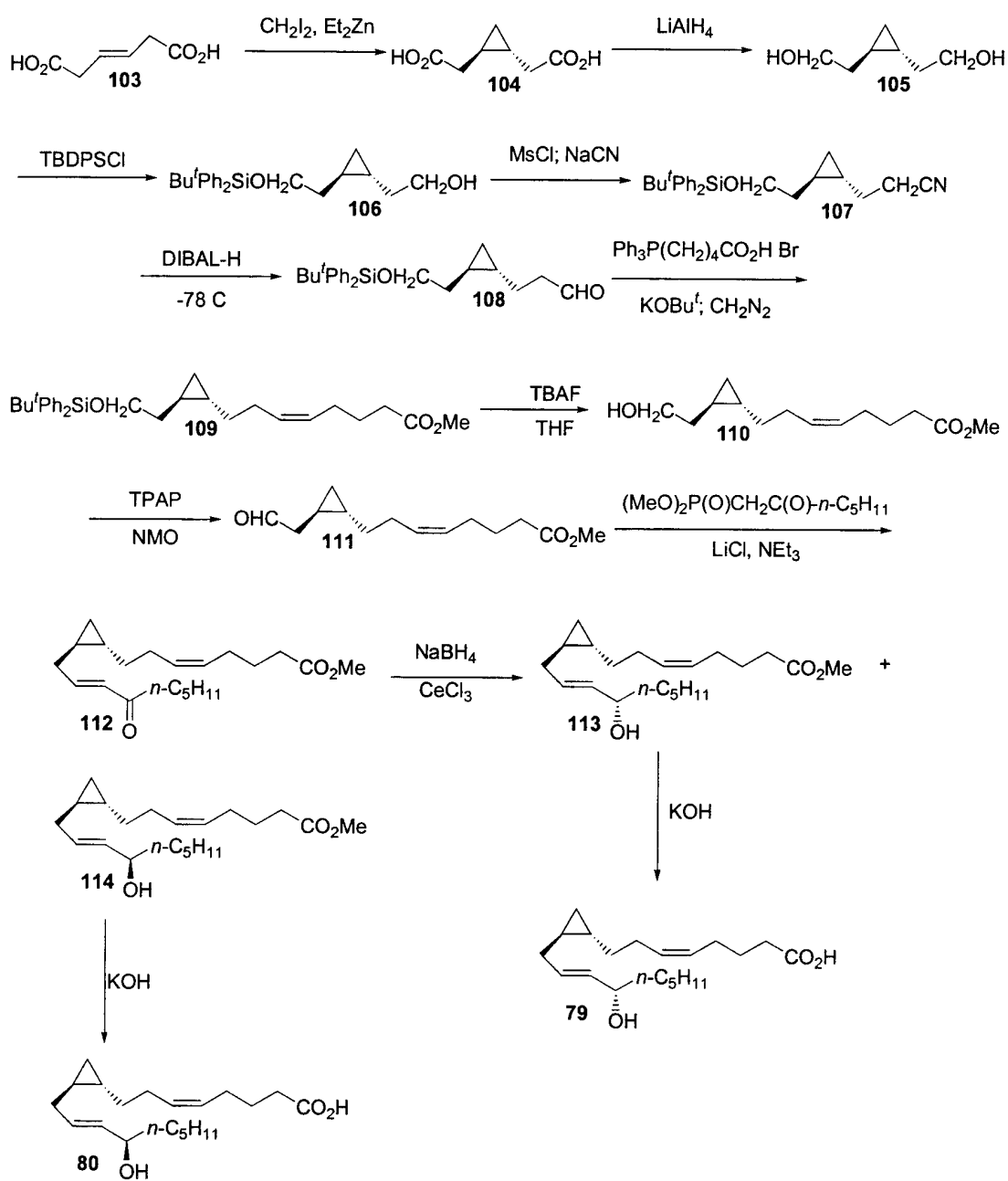
Example 11:

Preparation of 77 and 78



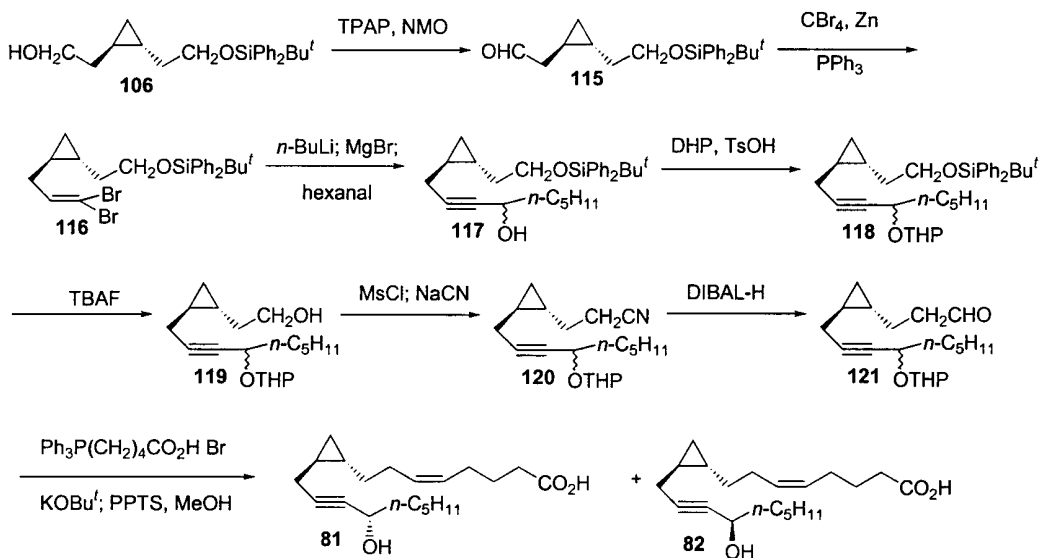
Compounds 77 and 78

Reaction of lactol **84** with CBr_4 , PPh_3 , and Zn affords dibromoolefin **93**, which is protected as its THP ether **94** by treatment with 3,4-dihydro-2*H*-pyran (DHP) in the presence of catalytic *p*-toluenesulfonic acid monohydrate (TsOH). Metallation of **94** with *n*-BuLi, transmetallation to the magnesium acetylide by addition of MgBr_2 , and addition of hexanal affords alkynol **95**, which is protected as its *t*-butyldiphenylsilyl ether by treatment with *t*-butylchlorodiphenylsilane (TBDPSCI) and imidazole in the presence of catalytic 4-(dimethylamino)pyridine (DMAP). Removal of the THP protecting group from **95** is accomplished by treatment with TsOH in hot THF/water, to provide alcohol **96**. Sequential reaction of **96** with methanesulfonyl chloride (MsCl) in CH_2Cl_2 and then with NaCN in DMSO gives nitrile **97**, which is converted to aldehyde **98** by reaction with DIBAL-H at -78°C , followed by acid hydrolysis with aqueous acetic acid at 0°C . Wittig condensation of **98** with $\text{Ph}_3\text{P}(\text{CH}_2)_4\text{CO}_2\text{H Br}$ in the presence of $\text{KO}^\text{t}\text{Bu}$, followed by esterification of the intermediate acid with diazomethane, affords olefin **99**. Treatment of **99** with tetra-*n*-butylammonium fluoride (TBAF) in THF, followed by chromatographic purification, gives the individual diastereomers **100** and **101**. These are converted to their respective free acids **77** and **78** by treatment with KOH in MeOH/water.

Example 12:Preparation of **79** and **80**

Compounds 79 and 80

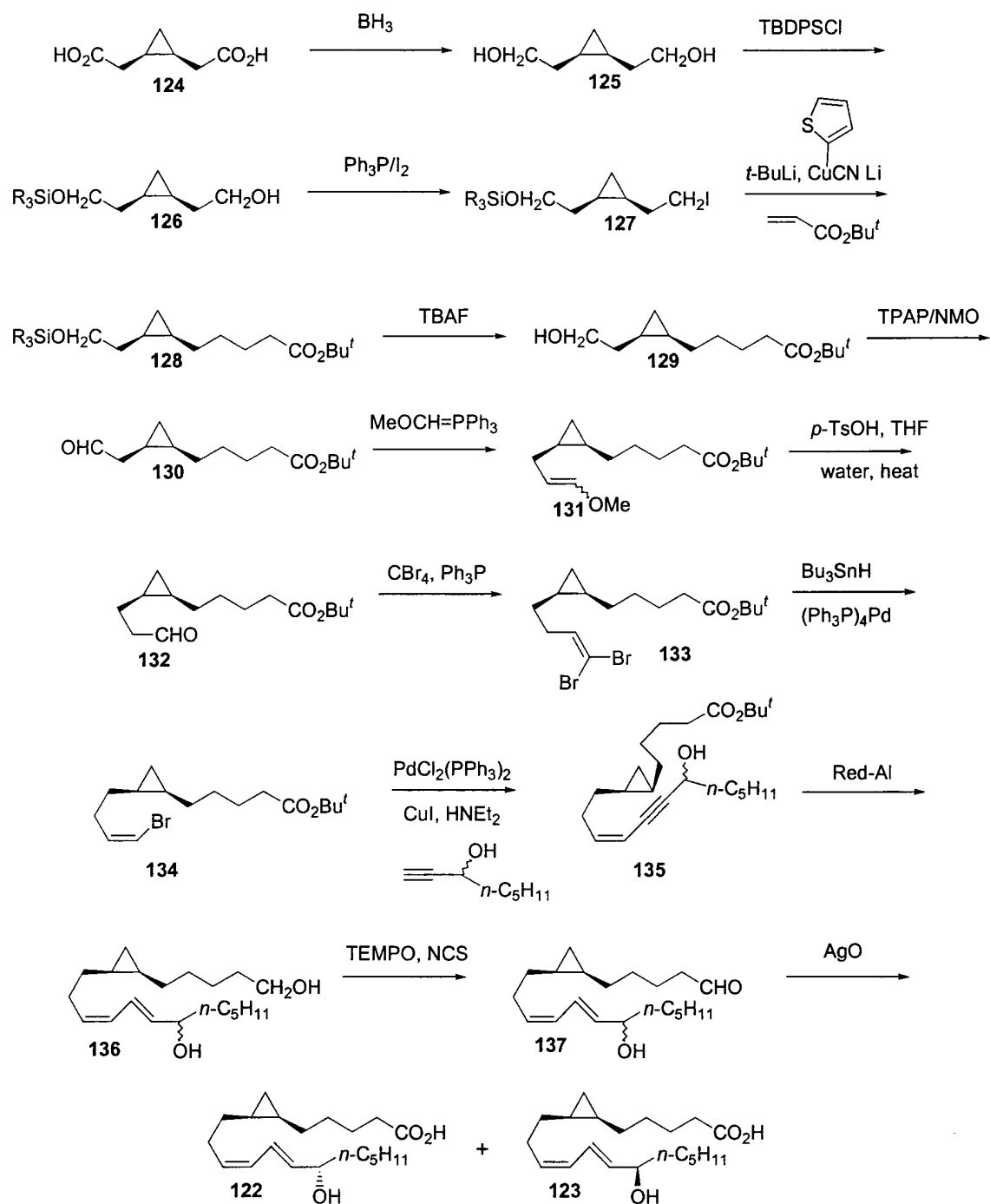
Treatment of *trans*- β -hydromuconic acid (**103**) with $\text{CH}_2\text{I}_2/\text{Et}_2\text{Zn}$ affords cyclopropane **104**, which is reduced to diol **105** with LiAlH_4 . **105** is monosilylated with TBDPSCl in the presence of imidazole and DMAP provide silyl ether **106**, which
5 is treated sequentially with MsCl in CH_2Cl_2 and then NaCN in DMSO to give nitrile **107**. **107** is converted to aldehyde **108** by treatment with DIBAL-H at -78°C followed by aqueous acetic acid at 0°C . **108** is condensed with $\text{Ph}_3\text{P}(\text{CH}_2)_4\text{CO}_2\text{H Br}$ in the presence of KOBu' , followed by esterification of the intermediate acid with diazomethane, to afford olefin **109**. **109** is deprotected using TBAF in THF to give
10 alcohol **119** which is oxidized using TPAP/NMO to yield aldehyde **111**. **111** is condensed with dimethyl (2-oxoheptyl)phosphonate in the presence of LiCl and NEt_3 to give enone **112**, which is reduced using $\text{NaBH}_4/\text{CeCl}_3$ to provide the α and β allyl alcohol diastereomers **113** and **114** after chromatographic purification. Saponification of each of these esters using KOH in aqueous methanol affords the acids **79** and **80**
15 respectively.

Example 13:Preparation of **81** and **82****Compounds 81 and 82**

- Alcohol **106** is oxidized using TPAP/NMO to give aldehyde **115**, which is
- 5 condensed with CBr_4 in the presence of PPh_3 and Zn to afford dibromoolefin **116**. Treatment of **116** successively with $n\text{-BuLi}$, then MgBr_2 , and finally hexanal affords ynone **117**. **117** is protected as its THP ether by treatment with DHP and TsOH to give
- 118**. Desilylation of **118** with TBAF in THF affords alcohol **119**, which is treated sequentially with MsCl in CH_2Cl_2 and then NaCN in DMSO to yield nitrile **120**.
- 10 Reduction of **120** with DIBAL-H at -78°C , followed by hydrolysis with aqueous acetic acid at 0°C , gives aldehyde **121**. Condensation of **121** with $\text{Ph}_3\text{P}(\text{CH}_2)_4\text{CO}_2\text{H Br}$ in the presence of KOBU^t , followed by treatment of the intermediate THP ether acid with pyridinium *p*-toluenesulfonate (PPTS) in warm methanol, affords the individual α and β propargyl alcohol diastereomeric acids **81** and **82** after
- 15 chromatographic purification.

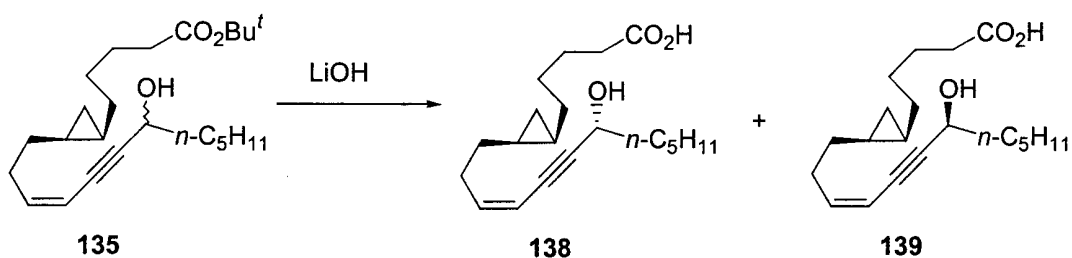
Example 14:

Synthesis of 122 and 123

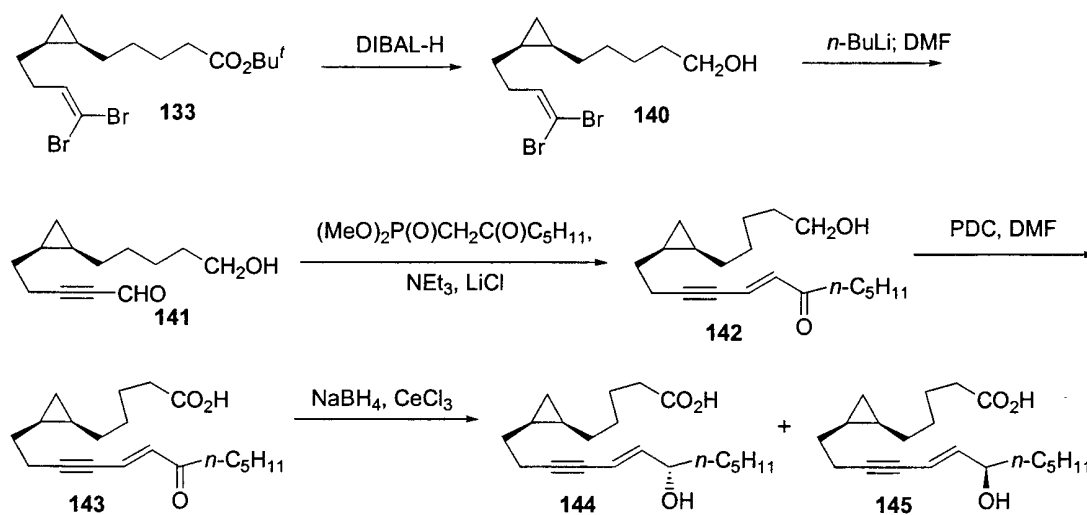


Compounds 122 and 123

Reduction of diacid **124** (for the preparation of **13**, see: Neset *et. al.*, *Tetrahedron* **1997**, 53,10459, which is incorporated herein by reference) with BH_3 affords diol **125**, which is silylated with *t*-butyldiphenylsilyl chloride (TBDPSCI) in the presence of 4-(dimethylamino)pyridine (DMAP) and imidazole to afford silyl ether **126**. Treatment of **126** with I_2 and PPh_3 in toluene in the presence of imidazole affords iodide **127**. **127** is treated sequentially with with *t*-butyllithium at -78°C , lithium (2-thienyl)cyanocuprate, and *t*-butyl acrylate to afford the Michael adduct **128** after quenching with aqueous acid. **128** is desilylated to alcohol **129** using tetra-*n*-butylammonium fluoride (TBAF) in THF. Oxidation of **129** with catalytic tetra-*n*-propylammonium perruthenate (TPAP) and stoichiometric *N*-methylmorpholine-*N*-oxide (NMO) provides aldehyde **130**, which is converted to enol ether **131** by Wittig reaction with $\text{MeOCH}=\text{PPh}_3$. Hydrolysis of **131** using catalytic *p*-toluenesulfonic acid monohydrate (TsOH) in THF/water with heating affords homologated aldehyde **132**, which is converted to dibromoolefin **133** by condensation with CBr_4 in the presence of PPh_3 . Selective monoreduction of **133** with Bu_3SnH in the presence of catalytic $\text{Pd}(\text{PPh}_3)_4$ gives *Z*-bromoalkene **134**, which upon treatment with 1-octyn-3-ol, CuI , and catalytic $\text{PdCl}_2(\text{PPh}_3)_2$ in HNEt_2 yields enynol **135**. **135** is reduced with $\text{Na}[\text{H}_2\text{Al}(\text{OCH}_2\text{CH}_2\text{OCH}_3)_2]$ (Red-Al[®]) in toluene to provide diene diol **136**, which is selectively oxidized to hydroxyaldehyde **137** using catalytic 2,2,6,6-tetramethylpiperidinoxyl free radical (TEMPO) and stoichiometric *N*-chlorosuccinimide (NCS). Oxidation of **137** with silver (II) oxide, followed by chromatographic separation of the allyl alcohol diastereomers, affords the α isomer **122** and the β isomer **123**.

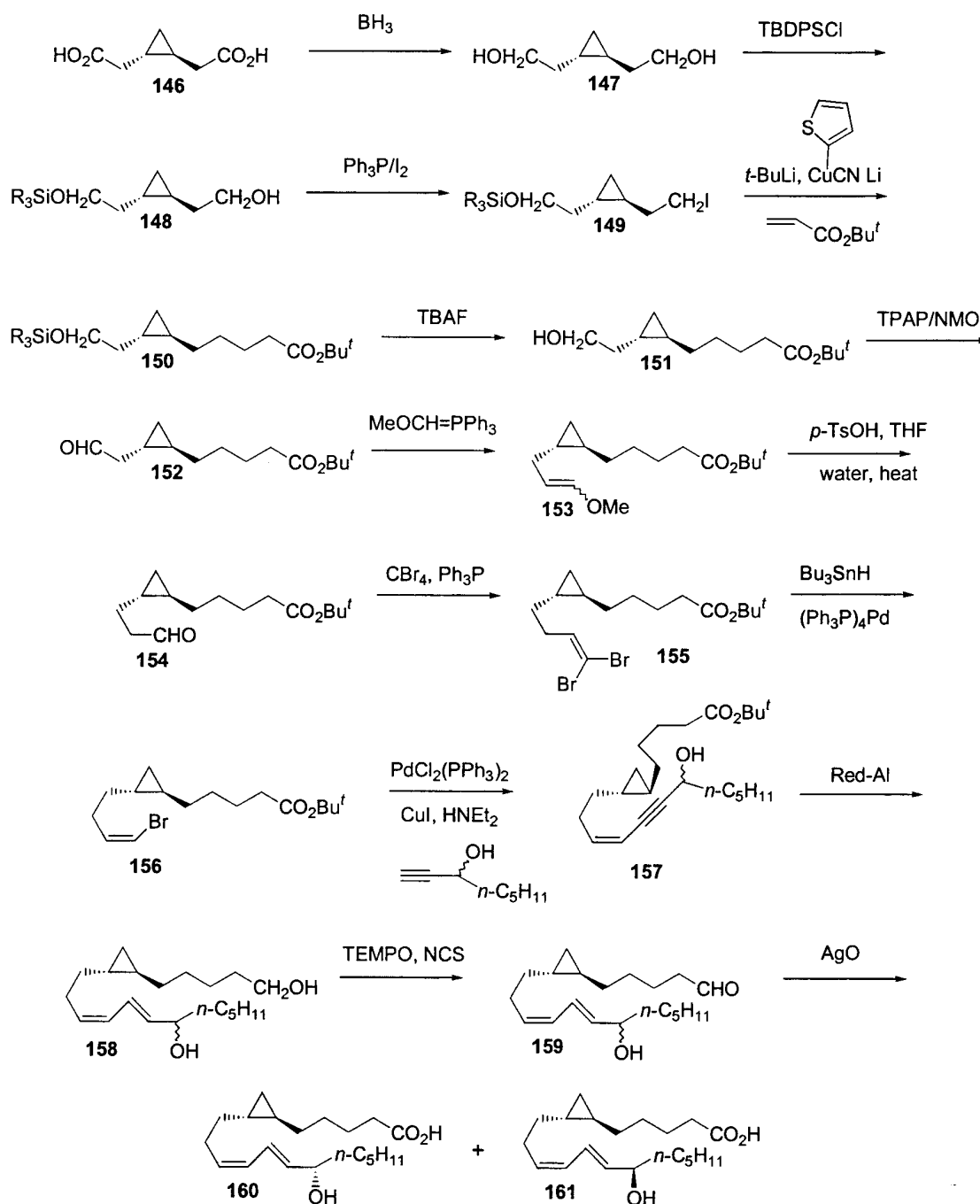
Example 15:**Synthesis of 138 and 139****Compounds 138 and 139**

- 5 Saponification of ester 135 with LiOH in methanol/water, followed by chromatographic separation of the propargyl alcohol diastereomers, affords targets 138 and 139.

Example 16:**Synthesis of 144 and 145**

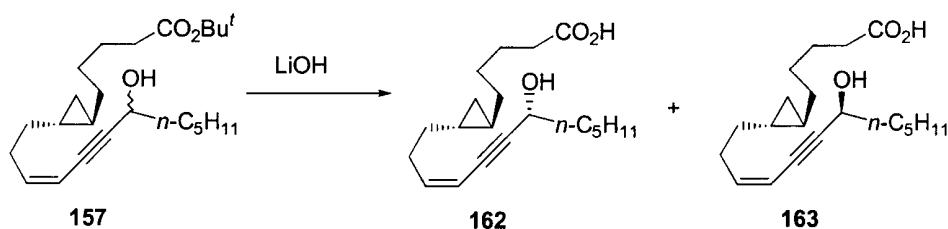
Compounds 144 and 145

Reduction of ester **133** with diisobutylaluminum hydride (DIBAL-H) affords alcohol **140**, which is treated with three equivalents of *n*-butyllithium at $-78\text{ }^{\circ}\text{C}$ and then with *N,N*-dimethylformamide (DMF) to provide ynal **141**. Horner-Emmons
5 condensation of **141** with dimethyl (2-oxoheptyl)phosphonate in the presence of LiCl and NEt_3 gives ynenone **142**, which is oxidized to acid **143** using pyridinium dichromate (PDC) in DMF. Reduction of **143** using NaBH_4 in the presence of CeCl_3 , followed by chromatographic separation of the two allyl alcohol diastereomers, affords compounds **144** and **145**.

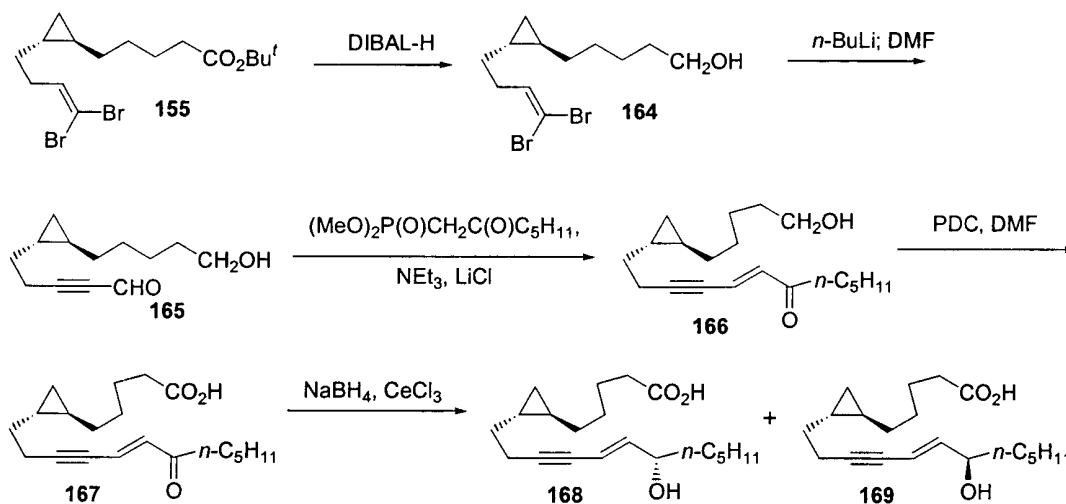
Example 17:**Synthesis of 160 and 161**

Compounds 160 and 161

Reduction of diacid **146** (Neset *et. al.*, *Tetrahedron* **1997**, 53,10459) with $\text{BH}_3 \cdot \text{SMe}_2$ affords diol **147**, which is silylated with TBDPSCl in the presence of DMAP and imidazole to afford silyl ether **148**. Treatment of **148** with I_2 and PPh_3 in toluene in the presence of imidazole affords iodide **149**. **149** is treated sequentially with *t*-butyllithium at -78°C , then lithium (2-thienyl)cyanocuprate, then *t*-butyl acrylate to afford the Michael adduct **150** after quenching with aqueous acid. **150** is desilylated to alcohol **151** using TBAF in THF. Oxidation of **151** with catalytic TPAP and stoichiometric NMO provides aldehyde **152**, which is converted to enol ether **153** by Wittig reaction with $\text{MeOCH}=\text{PPh}_3$. Hydrolysis of **153** using TsOH in THF/water with heating affords homologated aldehyde **154**, which is converted to dibromoolefin **155** by condensation with CBr_4 in the presence of PPh_3 . Selective monoreduction of **155** with Bu_3SnH in the presence of catalytic $\text{Pd}(\text{PPh}_3)_4$ gives *Z*-bromoalkene **156**, which upon treatment with 1-octyn-3-ol, CuI, and catalytic $\text{PdCl}_2(\text{PPh}_3)_2$ in HNEt_2 yields enynol **157**. **157** is reduced with Red-Al[®] in toluene to provide diene diol **158**, which is selectively oxidized to hydroxyaldehyde **159** using TEMPO and stoichiometric NCS. Oxidation of **159** with silver (II) oxide, followed by chromatographic separation of the allyl alcohol diastereomers, affords the α isomer **160** and the β isomer **161**.

Example 18:**Synthesis of 162 and 163****Compounds 162 and 163**

- 5 Ester 157 is treated with KOH in MeOH/water followed by chromatographic separation of the propargyl alcohol diastereomers to afford targets 162 and 163.

Example 19:**Synthesis of 168 and 169****Compounds 168 and 169**

- 10 Reduction of ester 155 with diisobutylaluminum hydride (DIBAL-H) affords alcohol 164, which is treated with three equivalents of *n*-butyllithium at -78

°C and then with *N,N*-dimethylformamide (DMF) to provide ynal **165**. Horner-Emmons condensation of **165** with dimethyl (2-oxoheptyl)phosphonate in the presence of LiCl and NEt₃ gives ynenone **166**, which is oxidized to acid **167** using pyridinium dichromate (PDC) in DMF. Reduction of **167** using NaBH₄ in the
5 presence of CeCl₃, followed by chromatographic separation of the two allyl alcohol diastereomers, affords compounds **168** and **169**.

The compounds of the present invention may be contained in various types of pharmaceutical compositions, in accordance with formulation techniques known to those skilled in the art. Preferably, these compounds will be formulated in solutions
10 for topical ophthalmic administration. The level of peroxy compounds in the HETE derivative raw materials that are used to prepare the pharmaceutical formulations of the present invention may have an impact on the HETE derivative's biological activity. Although the precise relationship has not been defined, it is preferable to use HETE derivative raw material supplies containing peroxy compounds at levels no
15 greater than about 0.3 ppm. Methods for determining peroxy levels are known in the art (e.g., European Pharmacopoeia 1997 3rd Ed., Method 2.5.5 – Peroxide Value).

The ophthalmic compositions of the present invention will include one or more compounds of the present invention in a pharmaceutically acceptable vehicle.
20 Various types of vehicles may be used. Aqueous solutions are generally preferred, based on ease of formulation, biological compatibility, as well as a patient's ability to easily administer such compositions by means of instilling one to two drops of the solutions in the affected eyes. However, the compounds of the present invention may also be readily incorporated into other types of compositions, such as suspensions,

viscous or semi-viscous gels, or other types of solid or semi-solid compositions.

Suspensions may be preferred for those compounds of the present invention which are less soluble in water. The ophthalmic compositions of the present invention may also include various other ingredients, such as buffers, preservatives, co-solvents and
5 viscosity building agents.

An appropriate buffer system (e.g., sodium phosphate, sodium acetate or sodium borate) may be added to prevent pH drift under storage conditions.

Antioxidants may be added to compositions of the present invention to protect the active ingredients from oxidation during storage. Examples of such antioxidants
10 include vitamin E and analogs thereof, ascorbic acid and butylated hydroxytoluene (BHT).

Ophthalmic products are typically packaged in multidose form. Preservatives are thus required to prevent microbial contamination during use. Suitable preservatives include: benzalkonium chloride, thimerosal, chlorobutanol, methyl
15 paraben, propyl paraben, phenylethyl alcohol, edetate disodium, sorbic acid, polyquaternium-1, or other agents known to those skilled in the art. Such preservatives are typically employed at a level of from 0.001 to 1.0% weight/volume (“% w/v”).

In general, the doses used for the above described purposes will vary, but will
20 be in an effective amount to increase mucin production in the eye and thus eliminate or improve dry eye conditions. As used herein, the term “pharmaceutically effective amount” refers to an amount which improves the dry eye condition in a human patient. When the compositions are dosed topically, they will generally be in a

concentration range of from 0.001 to about 1.0% w/v, with 1-2 drops administered 1-4 times per day.

As used herein, the term “pharmaceutically acceptable carrier” refers to any vehicle which, when formulated, is safe, and provides the appropriate delivery for the desired route of administration of an effective amount of at least one compound of the present invention.

In one embodiment, the ophthalmic compositions of the present invention will contain ethanol in addition to a compound of formula (I). As used herein, “an effective concentration of ethanol” refers to a concentration that enhances the biological efficacy of the formula (I) compositions *in vivo*. In general, the concentration of ethanol necessary for the enhancement of the compounds of formula (I) is believed to be somewhat proportional to the concentration of the formula (I) compound(s) administered. If a relatively high concentration of formula (I) compound(s), e.g., above 0.01% w/v, is administered, the concentration of ethanol in such compositions may be proportionally less than analogous compositions containing lower concentrations of formula (I) compounds. In general, however, the ethanol concentration contained in the ophthalmic compositions of the present invention will range from about 0.001-2% w/v. Compositions containing formula (I) concentrations of about 0.00001-0.02% w/v preferably will contain ethanol in a concentration of about 0.005-0.2% w/v, and most preferably, about 0.02-0.10% w/v. An example of a topically administrable ophthalmic formulation according to this embodiment of the present invention is provided below.

Example 20

Ingredient	Amount (% w/v)
Compound of formula (I)	0.00001-0.01
Ethanol	0.0505
Polyoxyl 40 Stearate	0.1
Boric Acid	0.25
Sodium Chloride	0.75
Disodium Edetate	0.01
Polyquaternium-1	0.001
NaOH/HCl	q.s., pH = 7.5
Purified Water	q.s. 100%

The above composition is prepared by the following method. The batch quantities of polyoxyl 40 stearate, boric acid, sodium chloride, disodium edetate, and polyquaternium-1 are weighed and dissolved by stirring in 90% of the batch quantity of purified water. The pH is adjusted to 7.5 ± 0.1 with NaOH and/or HCl. Under yellow light or reduced lighting, the batch quantity of a compound of formula (I) as a stock solution in ethanol and the additional quantity of ethanol necessary for the batch are measured and added. Purified water is added to q.s. to 100%. The mixture is stirred for five minutes to homogenize and then filtered through a sterilizing filter membrane into a sterile recipient.

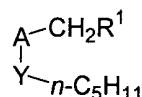
Preferably, the above process is performed using glass, plastic or other non-metallic containers or containers lined with such materials.

The invention has been described by reference to certain preferred embodiments; however, it should be understood that it may be embodied in other specific forms or variations thereof without departing from its spirit or essential

characteristics. The embodiments described above are therefore considered to be illustrative in all respects and not restrictive, the scope of the invention being indicated by the appended claims rather than by the foregoing description.

WHAT IS CLAIMED IS:

1. A composition for the treatment of dry eye and other disorders requiring the wetting of the eye comprising a pharmaceutically acceptable carrier and a pharmaceutically effective amount of one or more compounds of the following



I

formula I:

5

wherein:

R^1 is CO_2R , CONR^2R^3 , CH_2OR^4 , $\text{CH}_2\text{NR}^5\text{R}^6$, CH_2N_3 , CH_2Hal , CH_2NO_2 , $\text{CH}_2\text{SR}^{20}$, COSR^{21} , or 2,3,4,5-tetrazol-1-yl, where:

- 10 R is H or a pharmaceutically acceptable cation, or CO_2R forms a pharmaceutically acceptable ester moiety;
 NR^2R^3 , NR^5R^6 are the same or different and comprise a free or functionally modified amino group;
 OR^4 comprises a free or functionally modified hydroxy group;
 15 Hal is F, Cl, Br, or I;
 R^{20} is H, alkyl, acyl;
 R^{21} is H or a pharmaceutically acceptable cation, or COSR^{21} forms a pharmaceutically acceptable thioester moiety;

- 20 A is $\text{L}_1\text{-A}_1\text{-L}_2$, $\text{L}_1\text{-A}_2\text{-L}_2$, $\text{L}_3\text{-A}_2\text{-L}_4$, or $\text{L}_5\text{-A}_2\text{-L}_3$;

A_1 is CH_2CH_2 ;

A_2 is



25

L_1 is $\text{CH}_2\text{-B-D}$;

B and D are the same or different and are CH_2CH_2 , CH=CH , or $\text{C}\equiv\text{C}$;

- 30 L_2 is $\text{CH}_2\text{-K-CH}_2\text{CH}_2$;

K is CH₂CH₂, CH=CH, or C≡C;

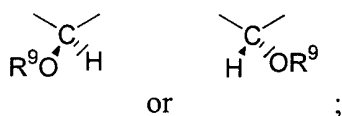
L₃ is CH₂CH₂CH₂, CH₂CH=CH, CH₂C≡C, CH=CHCH₂, C≡CCH₂, or CH=C=CH;

5 L₄ is X-CH₂CH₂;

X is CH₂CH₂CH=CH, CH₂CH₂C≡C, CH₂CH₂CH₂CH₂, CH₂CH=CHCH₂,
CH₂C≡CCH₂, CH=CHCH₂CH₂, C≡CCH₂CH₂, CH₂CH=C=CH, or CH=C=CHCH₂;

10 L₅ is CH₂CH₂-B-D; and

Y is C(O) (*i.e.* a carbonyl group) or Y is



15 wherein R⁹O constitutes a free or functionally modified hydroxy group.

2. The composition of Claim 1, wherein for the compound of formula I:

R¹ is CO₂R, where R is H or an ophthalmically acceptable cationic salt, or CO₂R
forms an ophthalmically acceptable ester moiety;

20

A is L₁-A₁-L₂ or L₁-A₂-L₂;

A₁ is CH₂CH₂;

25 A₂ is



L₁ is CH₂-B-D;

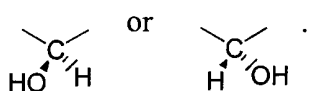
L₂ is CH₂-K-CH₂CH₂;

30

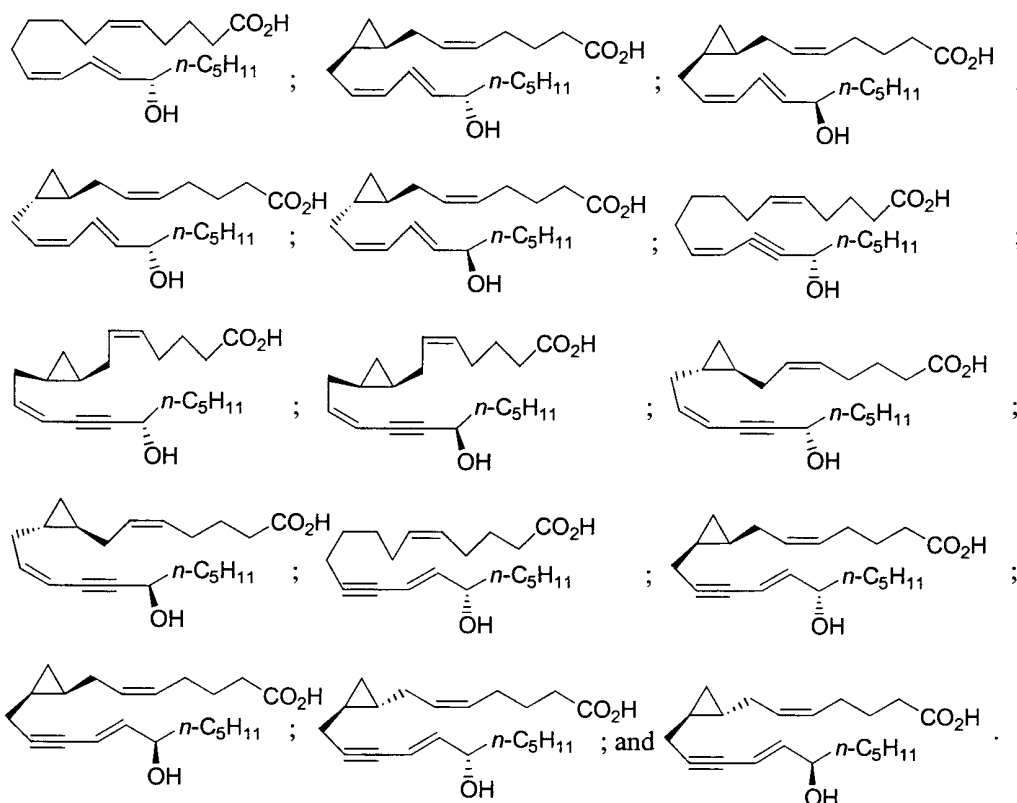
B is C≡C or *trans*-CH=CH and D is C≡C or *cis*-CH=CH;

K is *cis*-CH=CH; and

35 Y is



3. The composition of Claim 2, wherein the compound is selected from the group consisting of:



5

4. The composition of Claim 1, wherein for the compound of formula I:

R^1 is CO_2R , where R is H or an ophthalmically acceptable cationic salt, or CO_2R forms an ophthalmically acceptable ester moiety;

10 A is $L_3-A_2-L_4$;

A_2 is



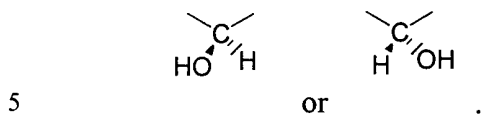
L_3 is *trans*- $CH_2CH=CH$, *trans*- $CH=CHCH_2$, or $CH_2C\equiv C$;

15

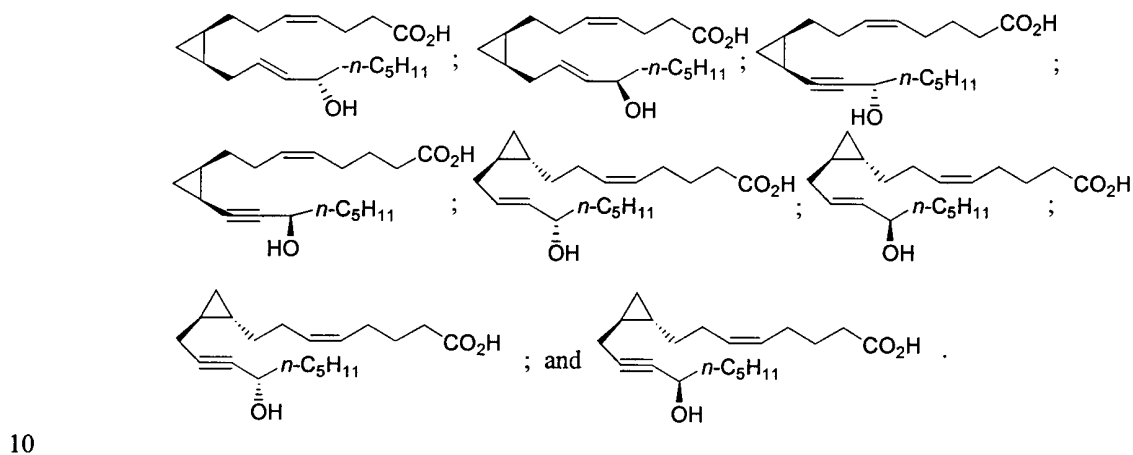
L_4 is $X-CH_2CH_2$;

X is *trans*-CH₂CH₂CH=CH, CH₂CH₂C≡C, *trans*-CH₂CH=CHCH₂, or *trans*-CH=CHCH₂CH₂; and

Y is



5. The composition of Claim 4, wherein the compound of formula I is selected from the group consisting of:



6. The composition of Claim 1, wherein for the compound of formula I:

R¹ is CO₂R, where R is H or an ophthalmically acceptable cationic salt, or CO₂R forms an ophthalmically acceptable ester moiety;

15

A is L₅-A₂-L₃;

A₂ is



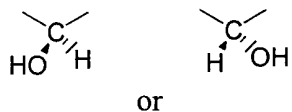
L₅ is CH₂CH₂-B-D;

20 L₃ is *trans*-CH₂CH=CH, *trans*-CH=CHCH₂, or CH₂C≡C;

B is *cis*-CH=CH or C≡C;

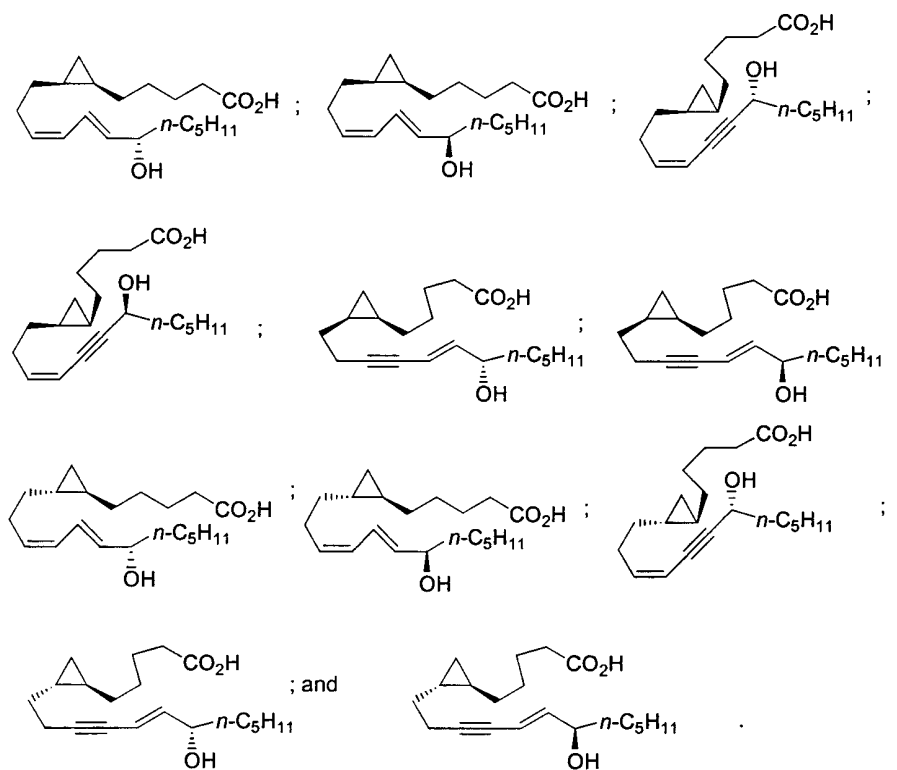
D is *trans*-CH=CH or C≡C; and

Y is



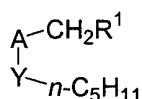
5

7. The composition of Claim 6, wherein the compound is selected from the group consisting of:



10 8. The composition of Claim 1, wherein the composition is a suitable for topical administration to the eye.

9. A method for the treatment of dry eye and other disorders requiring the wetting of the eye in mammals comprising administering to an affected eye, a pharmaceutically effective amount of one or more compounds according to formula I:



I

wherein:

5 R^1 is CO_2R , CONR^2R^3 , CH_2OR^4 , $\text{CH}_2\text{NR}^5\text{R}^6$, CH_2N_3 , CH_2Hal , CH_2NO_2 , $\text{CH}_2\text{SR}^{20}$, COSR^{21} , or 2,3,4,5-tetrazol-1-yl, where:

R is H or a pharmaceutically acceptable cation, or CO_2R forms a pharmaceutically acceptable ester moiety;

NR^2R^3 , NR^5R^6 are the same or different and comprise a free or functionally modified amino group;

10 OR^4 comprises a free or functionally modified hydroxy group;

Hal is F, Cl, Br, or I;

R^{20} is H, alkyl, acyl;

R^{21} is H or a pharmaceutically acceptable cation, or COSR^{21} forms a pharmaceutically acceptable thioester moiety;

15

A is $\text{L}_1\text{-A}_1\text{-L}_2$, $\text{L}_1\text{-A}_2\text{-L}_2$, $\text{L}_3\text{-A}_2\text{-L}_4$, or $\text{L}_5\text{-A}_2\text{-L}_3$;

A_1 is CH_2CH_2 ;

20 A_2 is

L_1 is $\text{CH}_2\text{-B-D}$;

B and D are the same or different and are CH_2CH_2 , CH=CH , or $\text{C}\equiv\text{C}$;

25

L_2 is $\text{CH}_2\text{-K-CH}_2\text{CH}_2$;

K is CH_2CH_2 , CH=CH , or $\text{C}\equiv\text{C}$;

30 L_3 is $\text{CH}_2\text{CH}_2\text{CH}_2$, $\text{CH}_2\text{CH=CH}$, $\text{CH}_2\text{C}\equiv\text{C}$, CH=CHCH_2 , $\text{C}\equiv\text{CCH}_2$, or CH=C=CH ;

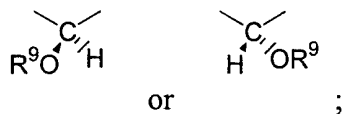
L_4 is $\text{X-CH}_2\text{CH}_2$;

X is $\text{CH}_2\text{CH}_2\text{CH=CH}$, $\text{CH}_2\text{CH}_2\text{C}\equiv\text{C}$, $\text{CH}_2\text{CH}_2\text{CH}_2\text{CH}_2$, $\text{CH}_2\text{CH=CHCH}_2$,

35 $\text{CH}_2\text{C}\equiv\text{CCH}_2$, $\text{CH=CHCH}_2\text{CH}_2$, $\text{C}\equiv\text{CCH}_2\text{CH}_2$, $\text{CH}_2\text{CH=C=CH}$, or CH=C=CHCH_2 ;

L_5 is $\text{CH}_2\text{CH}_2\text{-B-D}$; and

Y is C(O) (*i.e.* a carbonyl group) or Y is



5 wherein R⁹O constitutes a free or functionally modified hydroxy group.

10. The method of Claim 9, wherein the mammal is a human and the compound is administered topically.

10 11. The method of Claim 9, wherein for the compound of formula I:

R¹ is CO₂R, where R is H or an ophthalmically acceptable cationic salt, or CO₂R forms an ophthalmically acceptable ester moiety;

A is L₁-A₁-L₂ or L₁-A₂-L₂;

15

A₁ is CH₂CH₂;

A₂ is



20 L₁ is CH₂-B-D;

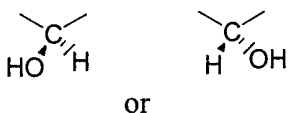
L₂ is CH₂-K-CH₂CH₂;

B is C≡C or *trans*-CH=CH and D is C≡C or *cis*-CH=CH;

25

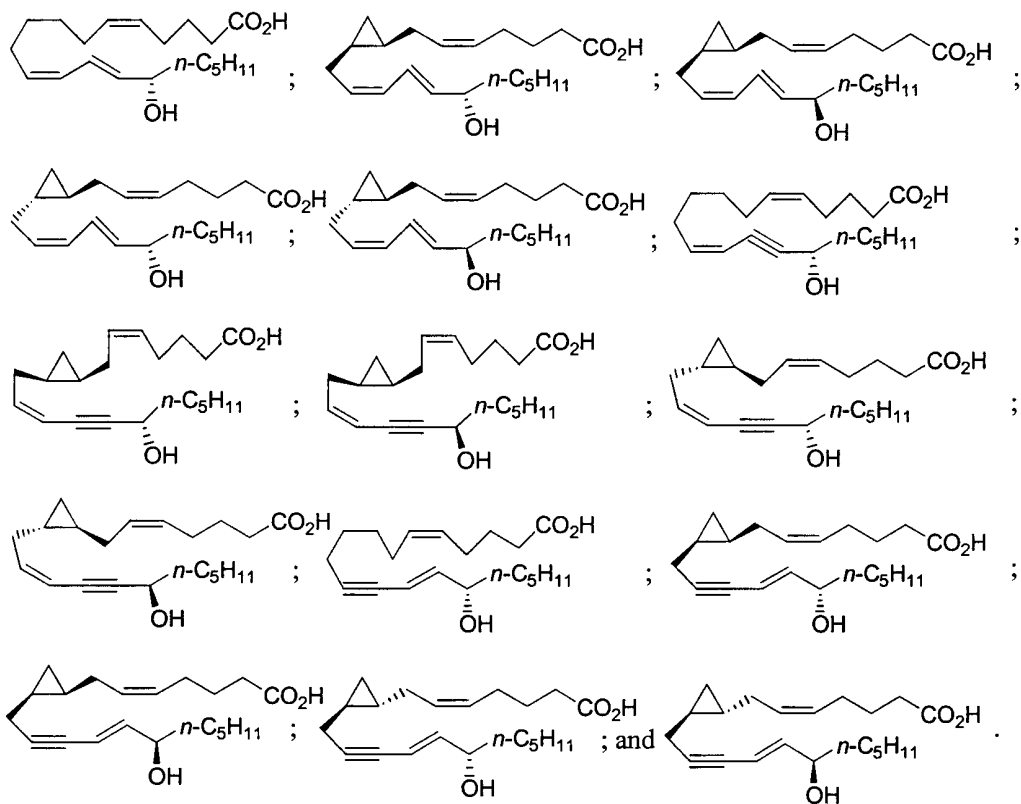
K is *cis*-CH=CH; and

Y is



30

12. The method of Claim 11, wherein the compound is selected from the group consisting of:



13. The method of Claim 9, wherein for the compound of formula I:

R¹ is CO₂R, where R is H or an ophthalmically acceptable cationic salt, or CO₂R forms an ophthalmically acceptable ester moiety;

5

A is L₃-A₂-L₄;

A₂ is

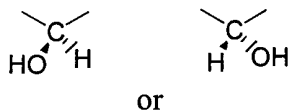


10 L₃ is *trans*-CH₂CH=CH, *trans*-CH=CHCH₂, or CH₂C≡C;

L₄ is X-CH₂CH₂;

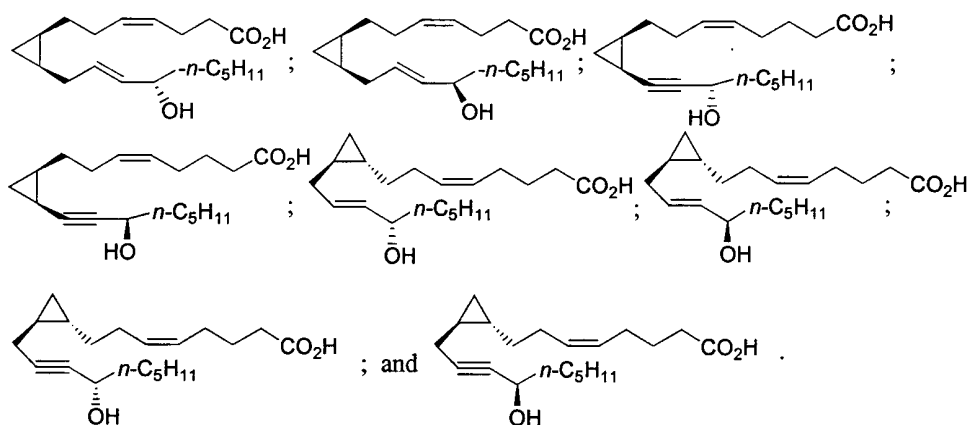
15 X is *trans*-CH₂CH₂CH=CH, CH₂CH₂C≡C, *trans*-CH₂CH=CHCH₂, or *trans*-CH=CHCH₂CH₂; and

Y is



20

14. The method of Claim 13, wherein the compound is selected from the group consisting of:



25 15. The method of Claim 9, wherein for the compound of formula I:

R¹ is CO₂R, where R is H or an ophthalmically acceptable cationic salt, or CO₂R forms an ophthalmically acceptable ester moiety;

A is L₅-A₂-L₃;

A₂ is



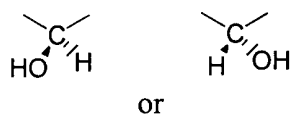
L₅ is CH₂CH₂-B-D;

5 L₃ is *trans*-CH₂CH=CH, *trans*-CH=CHCH₂, or CH₂C≡C;

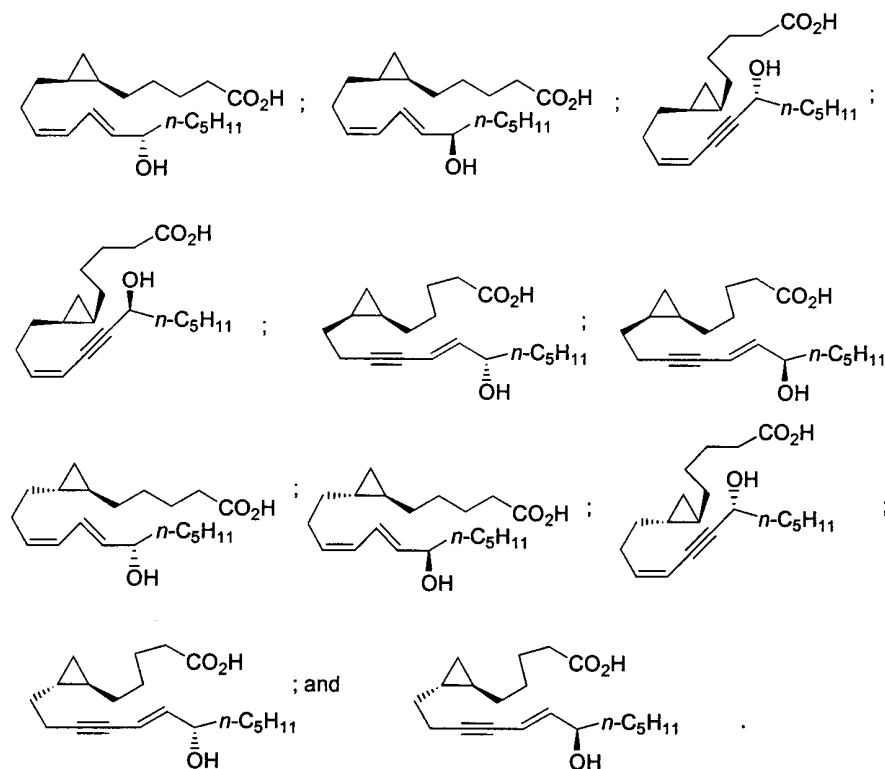
B is *cis*-CH=CH or C≡C;

D is *trans*-CH=CH or C≡C; and

10 Y is



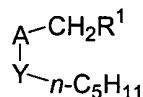
16. The method of Claim 15, wherein the compound is selected from the group consisting of:



15

17. The method of Claim 9 wherein the dry eye and other disorders requiring the wetting of the eye is symptoms of dry eye associated with refractive surgery .

18. A compound of formula I:



I

5

wherein:

R¹ is CO₂R, CONR²R³, CH₂OR⁴, CH₂NR⁵R⁶, CH₂N₃, CH₂Hal, CH₂NO₂, CH₂SR²⁰, COSR²¹, or 2,3,4,5-tetrazol-1-yl, where:

10 R is H or a pharmaceutically acceptable cation, or CO₂R forms a pharmaceutically acceptable ester moiety;

NR²R³, NR⁵R⁶ are the same or different and comprise a free or functionally modified amino group;

OR⁴ comprises a free or functionally modified hydroxy group;

15 Hal is F, Cl, Br, or I;

R²⁰ is H, alkyl, acyl;

R²¹ is H or a pharmaceutically acceptable cation, or COSR²¹ forms a pharmaceutically acceptable thioester moiety; A is L₁-A₁-L₂, L₁-A₂-L₂, L₃-A₂-L₄, or L₅-A₂-L₃;

20 A₁ is CH₂CH₂;

A₂ is



L₁ is CH₂-B-D;

25

B and D are the same or different and are CH₂CH₂, CH=CH, or C≡C;

L₂ is CH₂-K-CH₂CH₂;

30 K is CH₂CH₂, CH=CH, or C≡C;

L₃ is CH₂CH₂CH₂, CH₂CH=CH, CH₂C≡C, CH=CHCH₂, C≡CCH₂, or CH=C=CH;

L₄ is X-CH₂CH₂;

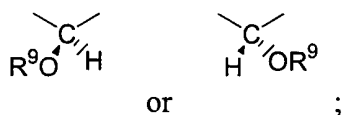
35

X is CH₂CH₂CH=CH, CH₂CH₂C≡C, CH₂CH₂CH₂CH₂, CH₂CH=CHCH₂,
CH₂C≡CCH₂, CH=CHCH₂CH₂, C≡CCH₂CH₂, CH₂CH=C=CH, or CH=C=CHCH₂;

L₅ is CH₂CH₂-B-D; and

5

Y is C(O) (*i.e.* a carbonyl group) or Y is



wherein R⁹O constitutes a free or functionally modified hydroxy group.

10

19. The compound of Claim 18, wherein:

R¹ is CO₂R, where R is H or an ophthalmically acceptable cationic salt, or CO₂R forms an ophthalmically acceptable ester moiety;

15 A is L₁-A₁-L₂ or L₁-A₂-L₂;

A₁ is CH₂CH₂;

A₂ is



20

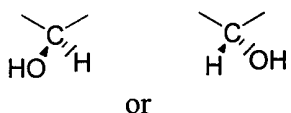
L₁ is CH₂-B-D;

L₂ is CH₂-K-CH₂CH₂;

25 B is C≡C or *trans*-CH=CH and D is C≡C or *cis*-CH=CH;

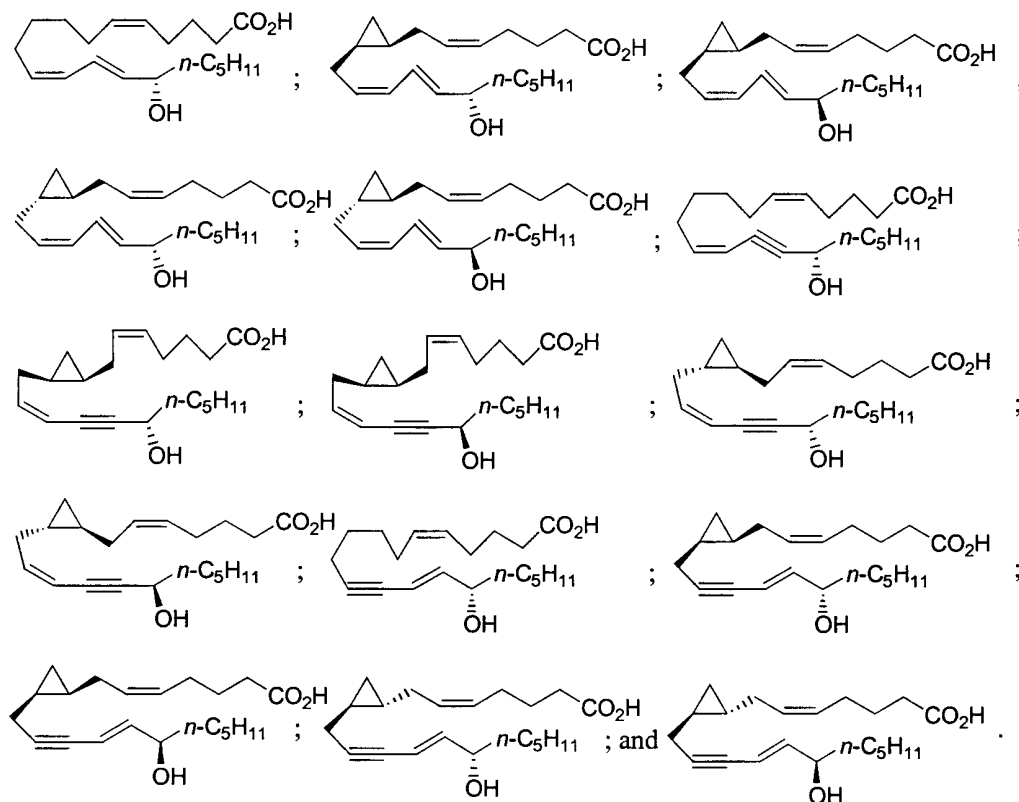
K is *cis*-CH=CH; and

Y is



30

20. The compound of Claim 19, wherein the compound is selected from the group consisting of:



21. The compound of Claim 18, wherein:

5 R^1 is CO_2R , where R is H or an ophthalmically acceptable cationic salt, or CO_2R forms an ophthalmically acceptable ester moiety;

A is $L_3-A_2-L_4$;

10 A_2 is




L_3 is *trans*- $CH_2CH=CH$, *trans*- $CH=CHCH_2$, or $CH_2C\equiv C$;

L_4 is $X-CH_2CH_2$;

15

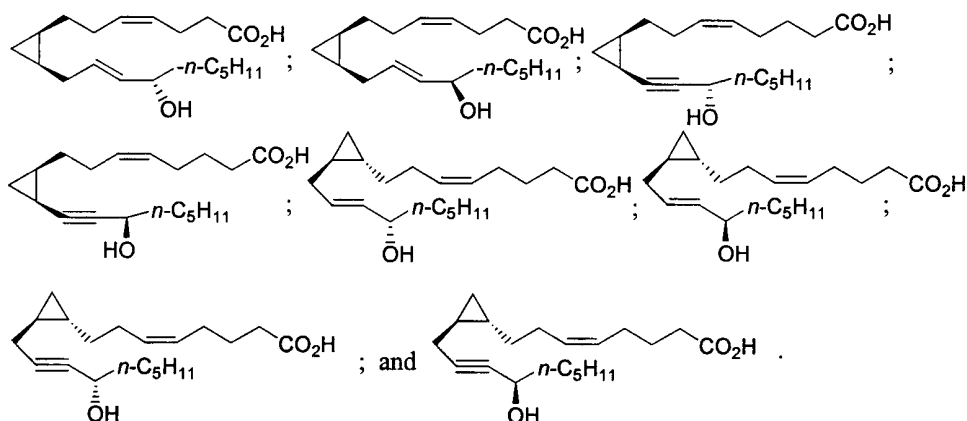
X is *trans*- $CH_2CH_2CH=CH$, $CH_2CH_2C\equiv C$, *trans*- $CH_2CH=CHCH_2$, or *trans*- $CH=CHCH_2CH_2$; and

Y is



5

22. The compound of Claim 21, wherein the compound is selected from the group consisting of:



23. The compound of claim 18, wherein:

10 R^1 is CO_2R , where R is H or an ophthalmically acceptable cationic salt, or CO_2R forms an ophthalmically acceptable ester moiety;

A is $L_5-A_2-L_3$;

A_2 is



15

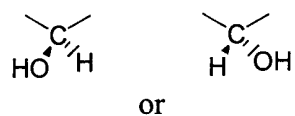
L_5 is CH_2CH_2-B-D ;

L_3 is *trans*- $CH_2CH=CH$, *trans*- $CH=CHCH_2$, or $CH_2C\equiv C$;

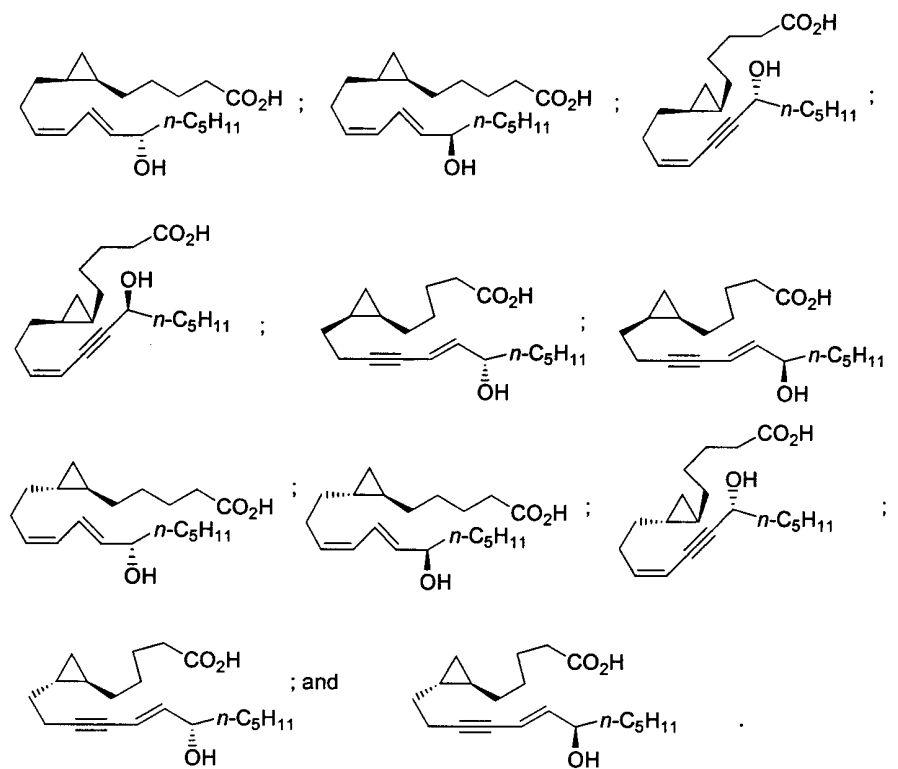
B is *cis*- $CH=CH$ or $C\equiv C$;

20 D is *trans*- $CH=CH$ or $C\equiv C$; and

Y is



- 5 24. The compound of Claim 23, wherein the compound is selected from the group consisting of:



INTERNATIONAL SEARCH REPORT

International Application No
PCT/US 00/29243

A. CLASSIFICATION OF SUBJECT MATTER

IPC 7 C07C59/42 C07C59/46 C07C233/00 C07C247/00 C07D257/04
A61K31/202 A61K31/231 A61K31/232 A61P27/02 A61P27/04

According to International Patent Classification (IPC) or to both national classification and IPC

B. FIELDS SEARCHED

Minimum documentation searched (classification system followed by classification symbols)

IPC 7 C07C C07D A61K A61P

Documentation searched other than minimum documentation to the extent that such documents are included in the fields searched

Electronic data base consulted during the international search (name of data base and, where practical, search terms used)

EPO-Internal, CHEM ABS Data

C. DOCUMENTS CONSIDERED TO BE RELEVANT

Category °	Citation of document, with indication, where appropriate, of the relevant passages	Relevant to claim No.
X	<p>LOW, C-E.; PUPILLO, M.; BRYANT, R.; BAILEY, J: "Inhibition of phytohemagglutinin-induced lymphocyte mitogenesis by lipoxygenase metabolites of arachidonic acid: structure-activity relationships" JOURNAL OF LIPID RESEARCH, vol. 25, no. 10, 1 October 1984 (1984-10-01), pages 1090-1095, XP000990320 page 1091, column 1, line 10-19 page 1091, column 2, line 12,13 --- -/--</p>	1,2,18, 19

Further documents are listed in the continuation of box C.

Patent family members are listed in annex.

° Special categories of cited documents :

A document defining the general state of the art which is not considered to be of particular relevance

E earlier document but published on or after the international filing date

L document which may throw doubts on priority claim(s) or which is cited to establish the publication date of another citation or other special reason (as specified)

O document referring to an oral disclosure, use, exhibition or other means

P document published prior to the international filing date but later than the priority date claimed

T later document published after the international filing date or priority date and not in conflict with the application but cited to understand the principle or theory underlying the invention

X document of particular relevance: the claimed invention cannot be considered novel or cannot be considered to involve an inventive step when the document is taken alone

Y document of particular relevance: the claimed invention cannot be considered to involve an inventive step when the document is combined with one or more other such documents, such combination being obvious to a person skilled in the art.

Z document member of the same patent family

Date of the actual completion of the international search

15 March 2001

Date of mailing of the international search report

03/04/2001

Name and mailing address of the ISA

European Patent Office, P.B. 5818 Patentlaan 2
NL - 2280 HV Rijswijk
Tel. (+31-70) 340-2040. Tx. 31 651 epo nl.
Fax: (+31-70) 340-3016

Authorized officer

Delanghe, P

INTERNATIONAL SEARCH REPORT

International Application No

PCT/US 00/29243

C.(Continuation) DOCUMENTS CONSIDERED TO BE RELEVANT

Category *	Citation of document, with indication, where appropriate, of the relevant passages	Relevant to claim No.
X	<p>STEFFENRUD, S.; BORGEAT, P.: "Gas Chromatography-mass spectrometry of monohydroxyeicosatetraenoic acids as their methyl esters trimethylsilyl, allyldimethylsilyl and tert.-butyldimethylsilyl ethers" JOURNAL OF CHROMATOGRAPHY, vol. 416, no. 2, 1987, pages 219-235, XP000990117 page 221, paragraph 3 page 223</p> <p style="text-align: center;">---</p>	1,2,18, 19
X	<p>PETRICH, K.; LUDWIG, P.; KÜHN, H.; SCHEWE, T.: "The suppression of 5-lipoxygenation of arachidonic acid in human polymorphonuclear leucocytes by the 15-lipoxygenase product (15S)-hydroxy-(5Z,8Z,11Z,13E)-eicosatetraenoic acid: structure-activity relationship and mechanism of action" BIOCHEMICAL JOURNAL, vol. 314, no. 3, 1996, pages 911-916, XP000990343 table 1 page 911, column 2, paragraph 3 -page 912, column 1, paragraph 1</p> <p style="text-align: center;">-----</p>	1,2,18, 19