W. A. CAMPBELL.

PITCHER FORMING ATTACHMENT FOR MILK BOTTLES AND THE LIKE.

APPLICATION FILED MAR. 17, 1914.

1,118,395. Patented Nov. 24, 1914.

Fig. 1.

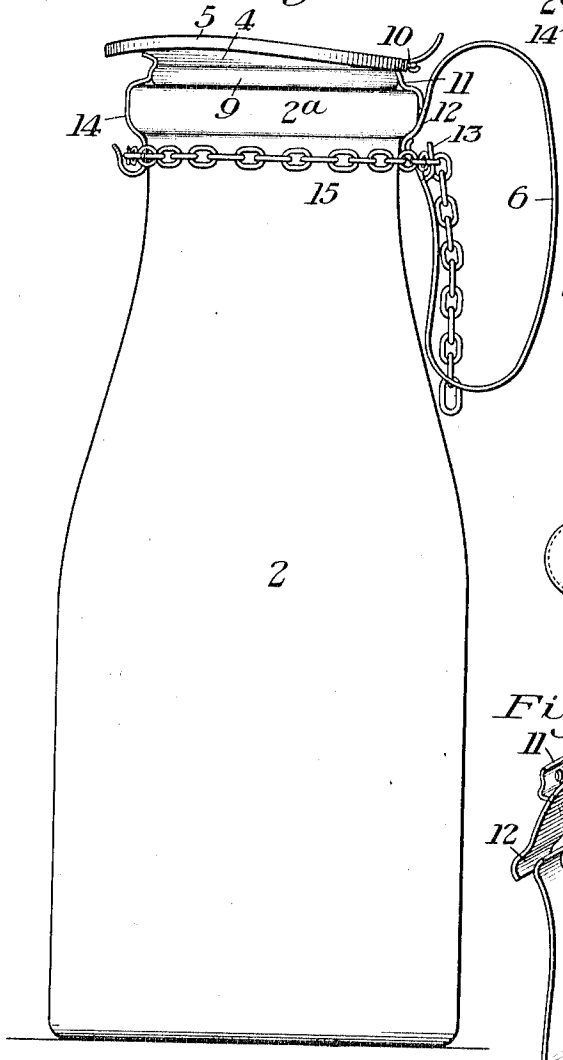

Fig. 2.

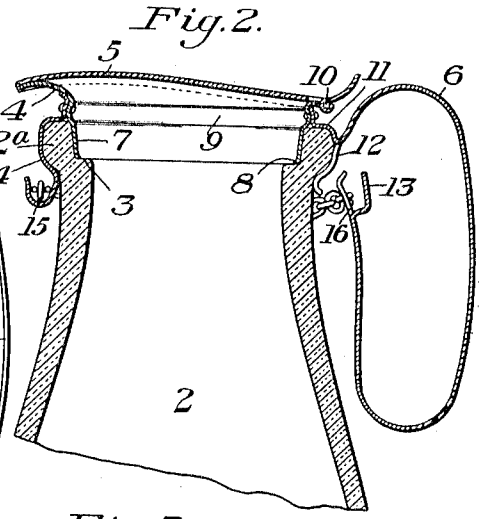

Fig. 3.

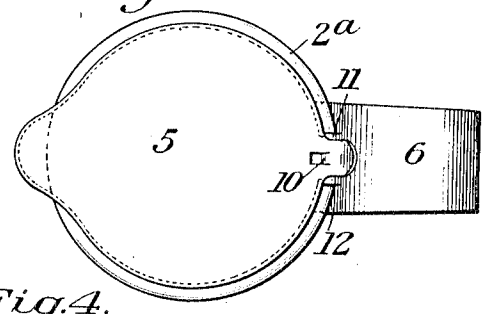

Fig. 4.

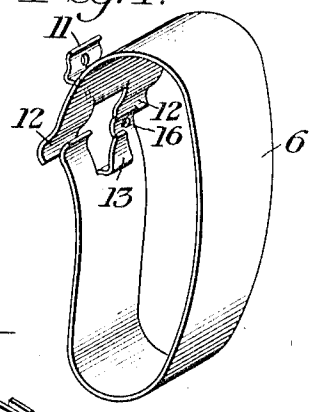

Fig. 5.

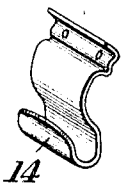

Fig. 6.

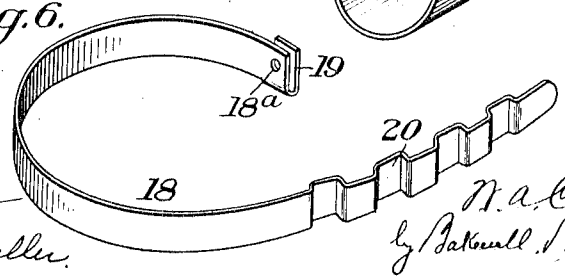

WITNESSES

R. A. Balderson

Jesse B. Keller

INVENTOR

W. A. Campbell

by Bakewell, Byrnes & Parmelee

attys.

UNITED STATES PATENT OFFICE.

WILLIAM A. CAMPBELL, OF PITTSBURGH, PENNSYLVANIA.

PITCHER-FORMING ATTACHMENT FOR MILK-BOTTLES AND THE LIKE.

1,118,395. Specification of Letters Patent. Patented Nov. 24, 1914.

Application filed March 17, 1914. Serial No. 825,258.

To all whom it may concern:

Be it known that I, WILLIAM A. CAMPBELL, a citizen of the United States, and resident of North Side, Pittsburgh, in the county of Allegheny and State of Pennsylvania, have invented a new and useful Improvement in Pitcher-Forming Attachments for Milk-Bottles and the like, of which the following is a full, clear, and exact description, reference being had to the accompanying drawings, forming part of this specification, in which—

Figure 1 is a side elevation of a milk bottle having my attachment applied thereto; Fig. 2 is a vertical section of a portion of the bottle and of the attachment; Fig. 3 is a top plan view; Fig. 4 is a perspective view of the handle member; Fig. 5 is a detail perspective view of the clip detached; and Fig. 6 is a perspective view of a modified form of fastening.

My invention is designed to provide an attachment of simple and efficient character which can be readily applied to ordinary milk bottles for the purpose of converting them into pitchers, for greater convenience in emptying the contents.

To this end my invention consists in a pitcher shaped mouthpiece having a portion adapted to fit within the mouth portion of the bottle and provided with means whereby it may be readily and conveniently secured to and removed from the bottle.

In the accompanying drawings, in which I have shown the preferred embodiment of my invention, the numeral 2 designates an ordinary milk bottle having at its mouth the usual internal shoulder 3 for seating a closure.

The pitcher shaped mouthpiece of which my invention consists is preferably made of metal and comprises the mouthpiece proper 4, a hinged or pivotal cover 5 and a handle member 6. The mouthpiece 4 is formed with a depending flange 7 adapted to fit snugly within the mouth orifice of the bottle and to seat at its lower end against the upper surface of the shoulder 3. This lower seating edge may be slightly flanged if desired, as indicated at 8. It is also preferably formed with an annular outwardly extending bead 9 for engagement with the top of the bottle. The cover 5 is hinged to the mouthpiece at 10 in any suitable manner. The handle forming member 6 may conveniently consist of a piece of metal bent into loop form, as shown in Figs. 1, 2 and 4, with a lip 11 preferably struck therefrom for securing it to the mouthpiece 4. This lip 11 may be formed by slitting and bending the central portion of one end of the metal piece 6. The portions 12 at each side of the lip 11 are shaped to fit around the top bead 2^a of the bottle. The other end portion of the metal piece 6 is formed with the offset tongue 13, the purpose of which will presently be described. Secured to the mouthpiece at the opposite side from the handle is a hook shaped depending clip 14 which is also curved to fit snugly around and underneath the bead 2^a.

15 is a flexible securing device such as a chain, one end of which is permanently secured to the handle member at 16. The chain is then passed around the neck of the bottle below the bead 2^a and within the hook of the member 14, and is secured by engaging one of its links with the tongue 13 before referred to.

Instead of a chain I may use any other flexible member, such as the flexible band shown at 18 in Fig. 6. This band is formed at one end with a securing portion 18^a for attachment to the upwardly extending free end of the handle member at 16, to which it is secured. The other end portion of the band is formed with corrugations 20, any one of which may be engaged with the tongue 13, or with the lip 19 of said member 18.

It will be readily seen that the lifting strain on the handle in using the pitcher tends to tighten the flexible fastening member while the strain is applied, thereby increasing the security of the attachment while it is being used.

The attachment can be readily and quickly applied to ordinary milk bottles; can be as readily removed when the bottle is emptied; and the parts are of such character that they can be easily kept in a clean and sanitary condition.

I do not desire to limit myself to the exact form, construction and arrangement of the details of the attachment herein shown and described, as these may be changed in va-

rious ways without departing from the spirit and scope of my invention as defined in the appended claims.

I claim:

1. A pitcher-forming attachment for milk bottles and the like, comprising a pitcher-shaped mouth piece having a portion arranged to telescope with the mouth portion of the bottle, a handle member secured to said mouth piece, and bent to form a loop, a flexible member connected to the handle at one end, and coöperating means carried by the other end of said flexible member and by the upper free end portion of said loop for detachably securing said flexible member, substantially as described.

2. A pitcher-forming attachment for milk bottles and the like, comprising a pitcher shaped mouth piece, having a portion adapted to fit closely within the mouth of the bottle, a handle-forming member consisting of a piece of metal bent into loop form and having at one end a split lip, one portion of said lip being secured to the mouth piece and the other adapted to engage the bead on the mouth portion of the bottle, and a flexible member engaging said mouth piece and having means for detachably engaging the free end portion of said handle-forming member, substantially as described.

In testimony whereof, I have hereunto set my hand.

WM. A. CAMPBELL.

Witnesses:

GEO. B. BLEMING,

JESSE B. HELLER.