
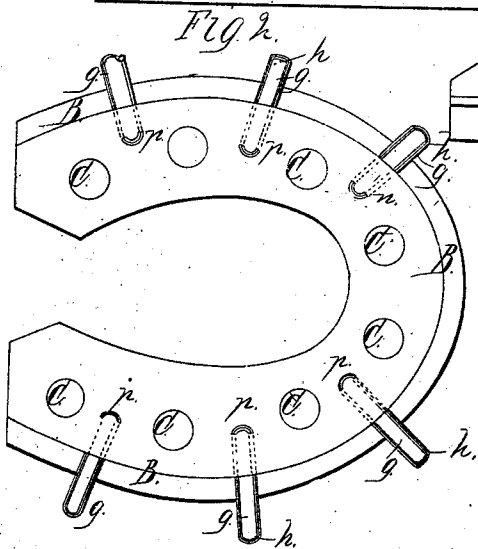


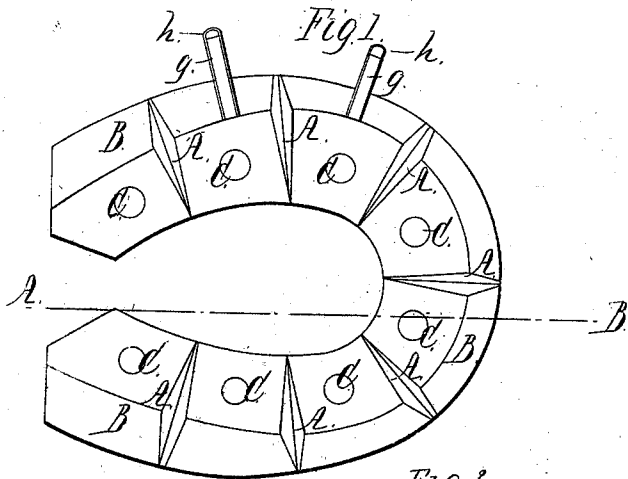


J. Haseltine,

Horseshoe.

No 77,979.

Patented May 19, 1868.



Witnesses;  
John E. Crane  
Amos Brown

Inventor;  
John Haseltine

# UNITED STATES PATENT OFFICE.

JOHN HASELTINE, OF METHUEN, ASSIGNOR TO CHARLES L. WHEELER, OF  
CAMBRIDGE, MASSACHUSETTS.

## IMPROVEMENT IN PADS FOR HORSES' HOOFS.

Specification forming part of Letters Patent No. 77,979, dated May 19, 1868.

*To all whom it may concern:*

Be it known that I, JOHN HASELTINE, of Methuen, in the county of Essex and State of Massachusetts, have invented certain new and useful Improvements in Elastic Cushions for Horseshoes, of which the following is a full, clear, and exact description, reference being had to the accompanying drawings, making part of this specification, in which—

Figure 1 is a top view of my improved elastic cushion, being the side that goes next to the horse's foot. Fig. 2 shows the under side of the same; Fig. 3, a side elevation; Fig. 4, a vertical longitudinal section on the line A B of Fig. 1. Fig. 5 is a side elevation of a corrugated cushion.

In this invention the upper side of the elastic cushion has radial ribs A, or projections, extending from the inner to the outer edges of said cushion, between which ribs or projections air cells or chambers occur, the ribs bearing against the under side of the foot of the animal, inside the shoe and partly under it, where there is generally a space of sufficient capacity to admit the narrow flange B, and the outer extremities of the ribs preventing the foot becoming heated, as with a close-fitting cushion, so that this improved cushion may be applied after the shoe has been nailed. Through the substance of the cushion, and between the ribs or projections, I make suitable air-holes or vent-holes, C, to admit air into the air-chambers between the ribs or projections, so that air may be drawn into the holes C and the air-chambers and forced out again at every step of the animal having these improved elastic cushions applied to the feet and shoes thereof.

In applying these improved elastic cushions it is quite important to provide some fastening other than the mere crowding of the narrow flange into the space above the inner edge of the shoe. For this fastening purpose I provide a suitable number of small metallic wires, *g*, or flat plates, which go through the substance of the cushion from the inside, where they are looped at *n*, or fastened in a suitable manner, and extended outward between the upper side of the shoe, and the under side of the cushion, or between the cushion and the

shoe, where they may be fastened around the nails *h*, which hold the shoe on, or held by friction between the cushion and the shoe, or made secure by other suitable means. These fastening-wires or fastening-strips may be inserted and secured after the shoe has been nailed, by first making a small hole or nick in the hoof; or places may be made in the top side of the shoe to admit such wires or strips of metal, which may be turned upward and fastened to the hoof on the outside.

In the ordinary elastic cushion, which goes under the whole surface of the shoe, it has been found quite difficult, or nearly impossible, to prevent the shoe slipping or sliding on the bottom of the foot or hoof, regardless of the nails which hold the shoe on; consequently the rapid cutting or wearing off of the broad flange and the loosening of the shoe is certain. Besides, the close-fitting cushion prevents admission of air in around the under side of the foot, and the foot becomes much heated, causing it to scent badly and the hoof to decay, greatly injuring the animal.

My present invention of the ribbed surface, air-chambers, air or vent holes, and the narrow flange obviates all the difficulties which were not foreseen in the former invention. The present cushion can be applied after the shoe has been nailed. It keeps the foot of the animal cool and clean, and does not interfere with or prevent the shoe being held firmly on the foot of the animal.

What I claim as new, and desire to secure by Letters Patent, is—

1. An elastic cushion constructed substantially as described, for the purpose set forth.
2. The air-chambers, formed as described, in combination with the air or vent holes C, for the purpose and substantially as described.
3. The narrow flange B, for the purpose and substantially as described.
4. The wires *g*, or equivalent, combined with the elastic cushion, in the manner and for the purpose substantially as specified.

JOHN HASELTINE.

Witnesses:

JOHN E. CRANE,  
WM. S. BROWN.