



US00D402189S

United States Patent [19] Izumi

[11] **Patent Number: Des. 402,189**
[45] **Date of Patent: **Dec. 8, 1998**

[54] **SWIVEL HOOK**
[75] Inventor: **Hiroaki Izumi**, Kurobe, Japan
[73] Assignee: **YKK Corporation**, Tokyo, Japan
[**] Term: **14 Years**

D. 33,496	11/1900	Homes	D8/382
D. 44,288	7/1913	Reynolds	D8/382
D. 338,152	8/1993	Franklin	D8/382
871,979	11/1907	Baxter	24/600.9
1,554,841	9/1925	Clark	294/82.19
4,577,374	3/1986	Lii	D8/367 X
4,665,592	5/1987	Kasai	24/601.2
4,868,954	9/1989	Kasai	D8/367 X

[21] Appl. No.: **31,567**
[22] Filed: **Nov. 17, 1994**

Primary Examiner—Paula A. Mortimer
Attorney, Agent, or Firm—Hill, Steadman & Simpson

[30] **Foreign Application Priority Data**
May 23, 1994 [JP] Japan 6-14772

[57] **CLAIM**
The ornamental design for “swivel hook”, as shown.

[51] **LOC (6) Cl.** **08-08**
[52] **U.S. Cl.** **D8/382**
[58] **Field of Search** D8/367, 382; 24/600.9,
24/600.2, 165, 265 H, 176, 599.2, 601.2;
294/82.1, 82.19

DESCRIPTION

FIG. 1 is a front elevational view of a swivel hook showing my new design;
FIG. 2 is a top plan view thereof;
FIG. 3 is a bottom plan view thereof;
FIG. 4 is a left side elevational view thereof; and,
FIG. 5 is a right side elevational view thereof.

[56] **References Cited**
U.S. PATENT DOCUMENTS
D. 28,064 12/1897 Hubbard D8/382

1 Claim, 3 Drawing Sheets

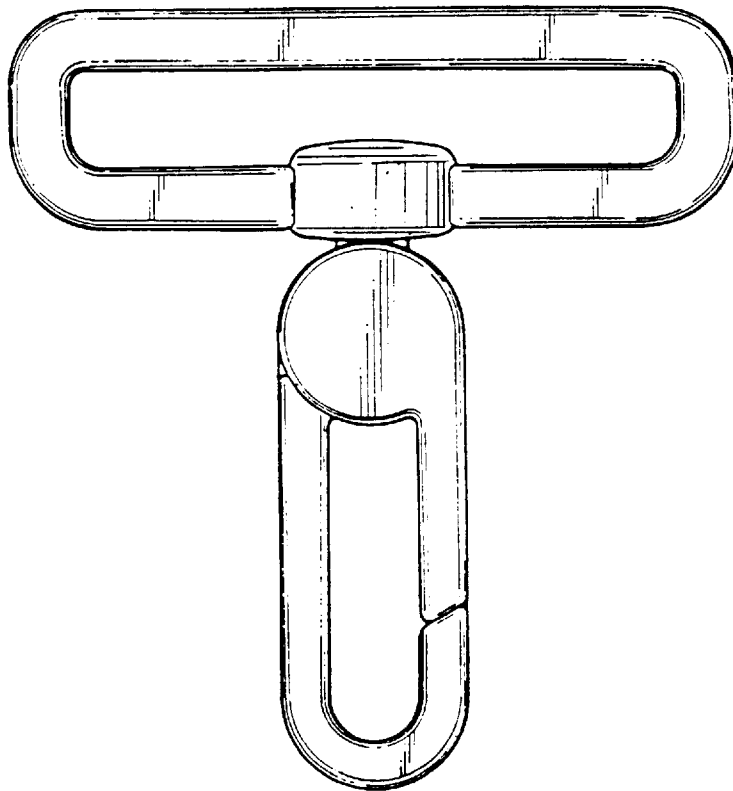


FIG 1

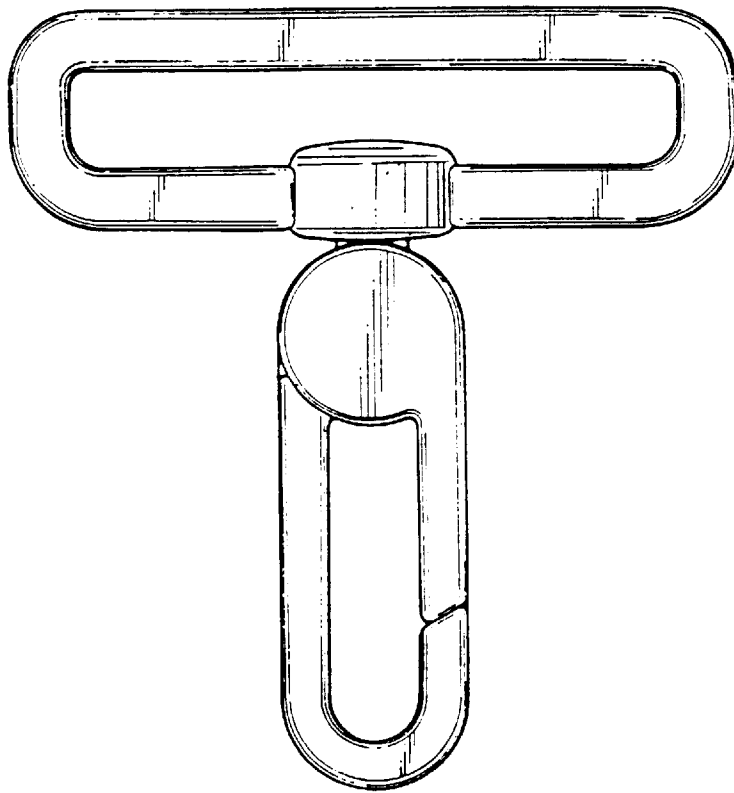


FIG 2

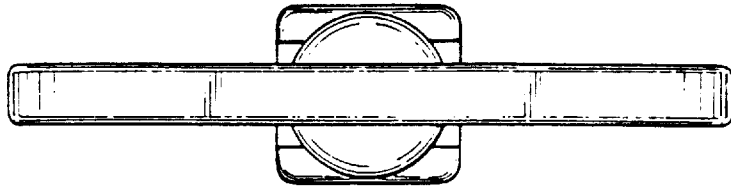


FIG 3

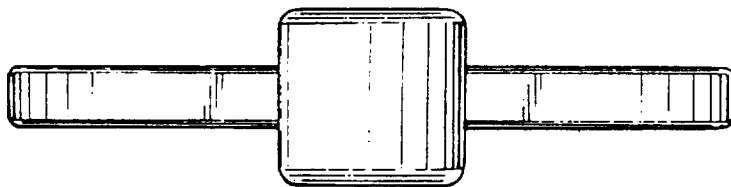


FIG 4

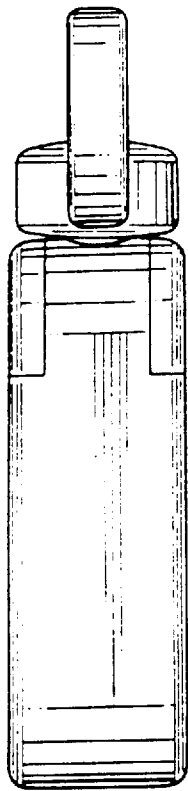


FIG 5

