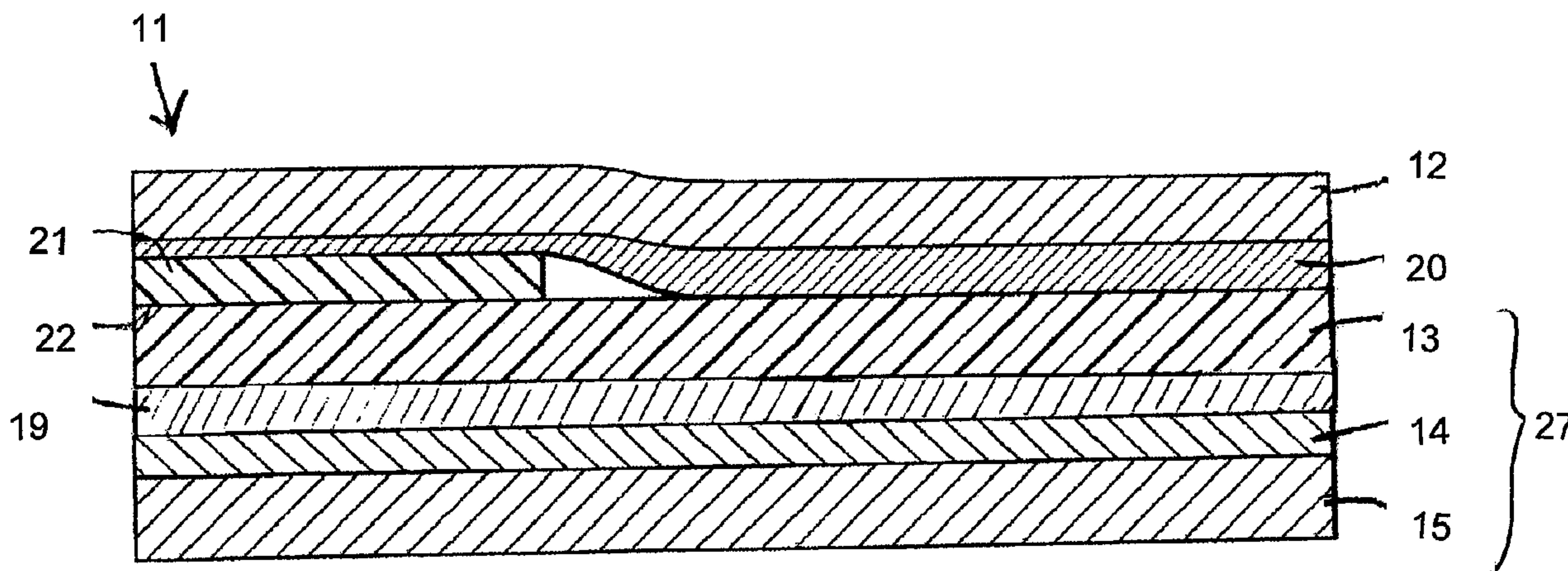




(86) **Date de dépôt PCT/PCT Filing Date:** 2008/06/19
 (87) **Date publication PCT/PCT Publication Date:** 2008/12/31
 (45) **Date de délivrance/Issue Date:** 2015/08/11
 (85) **Entrée phase nationale/National Entry:** 2009/12/22
 (86) **N° demande PCT/PCT Application No.:** US 2008/067445
 (87) **N° publication PCT/PCT Publication No.:** 2009/002795
 (30) **Priorité/Priority:** 2007/06/22 (EP07110921.9)

(51) **Cl.Int./Int.Cl. B32B 27/08** (2006.01),
B32B 15/08 (2006.01), **B32B 5/22** (2006.01),
B32B 7/04 (2006.01), **B65D 53/00** (2006.01)
 (72) **Inventeurs/Inventors:**
 O'BRIEN, DAVID JOHN, GB;
 SACHS, VICTOR, GB;
 MCLEAN, ANDREW FENWICK, GB
 (73) **Propriétaire/Owner:**
 SELIG SEALING PRODUCTS, INC., US
 (74) **Agent:** MACRAE & CO.

(54) **Titre : JOINT POUR UN CONTENANT**
 (54) **Title: A SEAL FOR A CONTAINER**



(57) **Abrégé/Abstract:**

A seal (1) for a container for commestibles, especially potable liquids, and in particular for use for sealing polyester containers such as bottles, which is suitable for passage through a PET recycling process, comprises a metal foil layer (4), a foam layer (3) and a plastics film layer (2) as well as a heat sealable layer (5) below the foil. The foam is selected for its density and thickness so is to confer upon the seal a high buoyancy. The adhesion a between the foam and the foil is increased compared to currently available products, in order to prevent de-lamination between the foil and the foam during the recycling process.

(12) INTERNATIONAL APPLICATION PUBLISHED UNDER THE PATENT COOPERATION TREATY (PCT)

(19) World Intellectual Property Organization
International Bureau(43) International Publication Date
31 December 2008 (31.12.2008)

PCT

(10) International Publication Number
WO 2009/002795 A1(51) International Patent Classification:
B32B 7/04 (2006.01)(74) Agent: HAUPTMAN, Benjamin, J.; Lowe Hauptman
Ham & Berner, LLP, 1700 Diagonal Road, Suite 300,
Alexandria, VA 22314 (US).

(21) International Application Number:

PCT/US2008/067445

(81) Designated States (unless otherwise indicated, for every
kind of national protection available): AE, AG, AL, AM,
AO, AT, AU, AZ, BA, BB, BG, BH, BR, BW, BY, BZ, CA,
CH, CN, CO, CR, CU, CZ, DE, DK, DM, DO, DZ, EC, EE,
EG, ES, FI, GB, GD, GE, GH, GM, GT, HN, HR, HU, ID,
IL, IN, IS, JP, KE, KG, KM, KN, KP, KR, KZ, LA, LC,
LK, LR, LS, LT, LU, LY, MA, MD, ME, MG, MK, MN,
MW, MX, MY, MZ, NA, NG, NI, NO, NZ, OM, PG, PH,
PL, PT, RO, RS, RU, SC, SD, SE, SG, SK, SL, SM, SV,
SY, TJ, TM, TN, TR, TT, TZ, UA, UG, US, UZ, VC, VN,
ZA, ZM, ZW.

(22) International Filing Date: 19 June 2008 (19.06.2008)

(25) Filing Language: English

(26) Publication Language: English

(30) Priority Data:
07110921.9 22 June 2007 (22.06.2007) EP(71) Applicant (for all designated States except US): ILLI-
NOIS TOOL WORKS INC. [US/US]; 3600 West Lake
Avenue, Glenview, IL 60026 (US).

(72) Inventors; and

(75) Inventors/Applicants (for US only): O'BRIEN, David,
John [GB/GB]; 16 Hillcroft Crescent, Oxney, Hertford-
shire WD19 4NY (GB). SACHS, Victor [GB/GB]; 106
The Woodfields, Sanderstead, Surrey CR2 0HF (GB).
MCLEAN, Andrew, Fenwick [GB/GB]; 12 The Sadlers,
Badgers Copse, Tilehurst, Reading, Berkshire RG32 6QZ
(GB).(84) Designated States (unless otherwise indicated, for every
kind of regional protection available): ARIPO (BW, GH,
GM, KE, LS, MW, MZ, NA, SD, SL, SZ, TZ, UG, ZM,
ZW), Eurasian (AM, AZ, BY, KG, KZ, MD, RU, TJ, TM),
European (AT, BE, BG, CH, CY, CZ, DE, DK, EE, ES, FI,
FR, GB, GR, HR, HU, IE, IS, IT, LT, LU, LV, MC, MT, NL,
NO, PL, PT, RO, SE, SI, SK, TR), OAPI (BF, BJ, CF, CG,
CI, CM, GA, GN, GQ, GW, ML, MR, NE, SN, TD, TG).

Published:

— with international search report

(54) Title: A SEAL FOR A CONTAINER

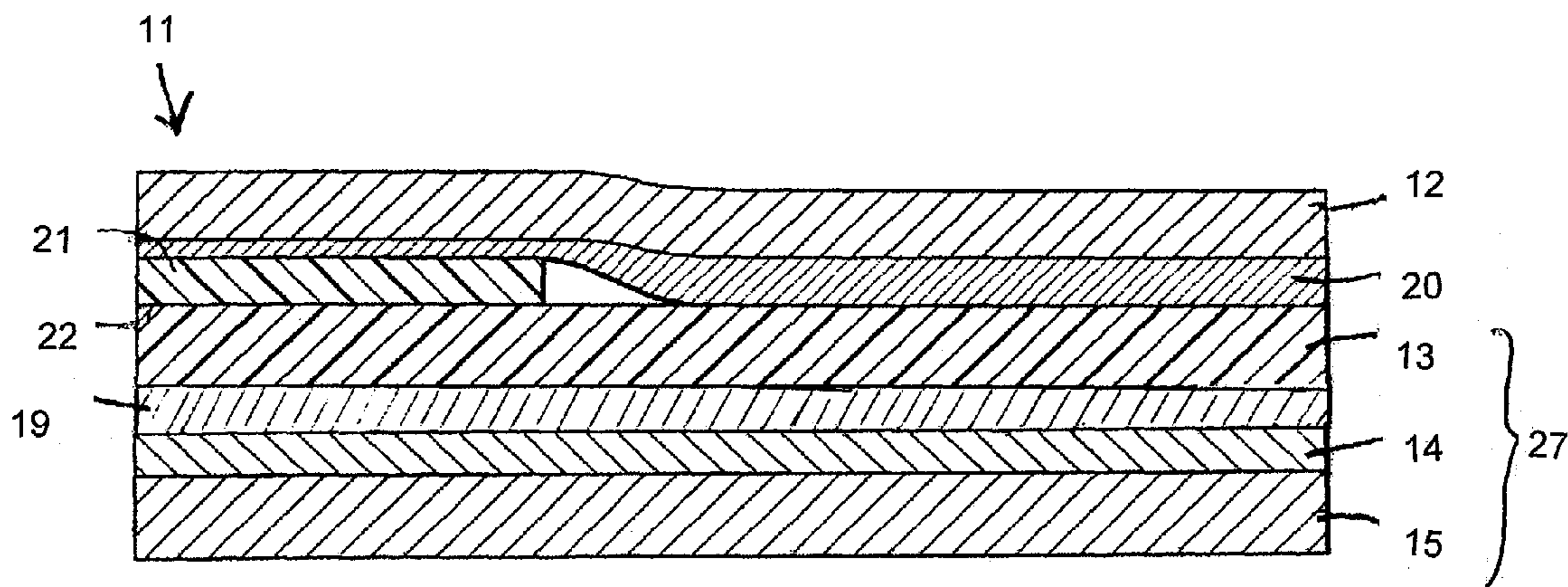


Fig. 2

(57) Abstract: A seal (1) for a container for commestibles, especially potable liquids, and in particular for use for sealing polyester containers such as bottles, which is suitable for passage through a PET recycling process, comprises a metal foil layer (4), a foam layer (3) and a plastics film layer (2) as well as a heat sealable layer (5) below the foil. The foam is selected for its density and thickness so is to confer upon the seal a high buoyancy. The adhesion a between the foam and the foil is increased compared to currently available products, in order to prevent de-lamination between the foil and the foam during the recycling process.

WO 2009/002795 A1

A SEAL FOR A CONTAINER

The present invention relates to a seal for a container for commestibles, usually potable liquids, which may be passed through recycling processes of the type currently used to recover polyethylene terephthalate from bottles, so as to be removed with other non-PET materials.

Seals suitable for heat sealing around the mouth of a container for a commestible item may contain a metal foil layer, primarily used for induction heat sealable seals. The metal foil layer has on its underside heat sealable layers for adhering to the bottle mouth and, on the upper side, layers to provide mechanical strength and an upper surface which may be provided with print or other application of data. Seals in which a tab is provided lying wholly within the circumference of the seal have been described in, for instance, WO03/066465, US4,961,986 and US6,866,926. The tab may be formed by preventing lamination in a segment shaped portion of the seal, for instance by interleaving a tabstock material between a top, overall plastics layer and the underlying layer. An adhesive layer is positioned between the tabstock and the plastics layer, and continues between the plastics layer and the portion of the underlying layer extending beyond the tabstock.

Induction heating of the heat seal layer is often conducted after application of a cap, for instance a screw cap, to the neck of a container, the seal being pre-positioned within the cap. In order to provide a uniform pressure between the cap and the mouth of the container, so that the seal becomes adhered upon melting of the heat sealable layer, it is known to provide a resilient layer within the seal. This may be provided by a separate secondary liner, which is fixed in the cap above the seal e.g. formed of wadding material or foam. Alternatively it may be a layer within the seal itself positioned, for instance, between the metal foil and the top surface. Such a resilient layer may be formed of foamed polyolefin material, for instance.

There is an increasing attempt to recycle materials used in packaging consumer items, for instance bottles used for containing potable liquids. Polyethylene terephthalate is a convenient material widely used for such bottles, and processes have been developed for separating during recycling PET from other materials used in the production of containers, for instance materials used for the caps, labels and liners (or gaskets) for caps. PET has a density greater than 1 g/ml and is conveniently separate from other materials, which have a density less than 1, by a process involving aqueous baths, in which the PET sinks, and most other materials float. As well as separating labels and other particulate materials, the PET needs to be cleaned of residues of, for instance adhesives and rinsed, before being in a form suitable for reforming into containers or other end products by techniques involving melting the material. Several of the baths used in the recycling process tend to be highly caustic and are used at raised temperatures, for instance above 80°C. The materials remain in the baths for several minutes and are agitated therein. Under these conditions, we have found that aluminium exposed to the liquid may be rapidly degraded which reduces the life of the bath. Also, since one of the objectives of the bath is to remove deposits of adhesives, these baths often degrade adhesive layers used in the production of the laminates from which seals are produced. If aluminium degrades, then materials in adjacent layers tend to be released. Aluminium has a density of more than 1 g/ml. Depending on how it is incorporated into a seal, a chip containing an aluminium layer may sink with PET or float with other materials. We have appreciated that steps need to be taken to avoid chips containing aluminium sinking with the PET. The presence of residues of aluminium in PET being reused is very undesirable.

A new seal according to the invention for a container for commestibles is formed of a laminate comprising the following coextensive layers:

- a) a plastics top layer;
- b) a plastic foam adhesive layer;
- c) a foam layer;

- d) a foam/foil adhesive layer;
- e) a metal foil; and
- f) a heat seal layer;

wherein the plastics/foam adhesive adheres the foam to the plastics
5 layer over at least a portion of their mutually facing surfaces, wherein the
foam/foil adhesive layer adheres the foam to the foil over substantially the
entire area of their mutually facing surfaces with a bond strength of at least
8N/12.5 mM, as measured by the 180° peel test (330 mm per minute,
ambient temperature), and wherein the seal has a measured density in the
10 range 0.6 to 0.95 g ml as determined by the density measurement method
described herein.

The plastics top layer is preferably formed of a polyester film, for
instance a film of PET. Preferably the plastics top layer is transparent,
thereby allowing printing of information on the underside, or on a lower layer
15 visible therethrough. Suitably a PET top layer has a thickness in the range
10 to 50 μm thick.

The metal foil is preferably one useful for induction heat sealing. Most
currently available induction heat sealing devices are suitable for use with
aluminium foils. Thus the metal foil is preferably of aluminium, for instance
20 having a thickness in the range 10 to 30 μm .

The heat seal layer may comprise a material suitable for melting and
adhering to the mouth of a container, as well as being suitable for use in
contact with commestible materials. The layer may also comprise other
materials, for instance to provide strength to the adjacent foil material.
25 Conveniently the heat seal layer comprises a layer of a polyester material in
combination with the hot melt adhesive material, for instance provided as a
coextruded material. Adhesion between the heat seal layer and the foil
should be by known methods, for instance by use of a solvent based
adhesive, an aqueous based adhesive, an extrudable adhesive or a solvent
30 less adhesive. The application level of the adhesive between the foil and the

heat seal layer is, for instance, between 1 and 10g/m², preferably between 2 and 6g/m².

The foam layer generally comprises a polyolefin foam. This is formed from a material having an initial density of less than 0.75 g/ml, preferably less than 0.7 g/ml, for instance 0.65 g/ml or less. In order to provide optimum resilience, the density should be above around 0.4 g/ml, preferably at least 0.5 g/ml. Suitably the foam of a polyethylene or ethylene copolymer, or polypropylene. The thickness of the foam is generally adapted so as to provide the desired density characteristic on the total seal. The thickness thus should be high enough for the overall density to be below the maximum density of 0.95 g/ml. Preferably the measured density is less than 0.90 g/ml, for instance as low as 0.85 g/ml, or even down to 0.6 g/ml but is often more than 0.8g/ml. Accordingly the thickness of the foam is preferably at least 125 µm, more preferably at least 150 µm, for instance more than 180 µm. It is generally undesirable for the thickness to be higher than 300 µm, and is often less than 250 µm. The thickness and the density of the foam as quoted here relates to the thickness of the layer before it is laminated with the other components of the seal. The density may be increased and the thickness decreased somewhat by the lamination steps, although these steps are generally designed to minimize such changes e.g. by avoiding application of pressure at a temperature such that the material from which the foam is formed softens. It can be assumed that the thickness of the foam in the seal is no thicker than the thickness of the starting material.

During the recycling process, to avoid components comprising a metal foil layer sinking with the PET in the flotation bath, the foil must remain adhered to the foam. Accordingly it is the adhesion between the metal foil and the foam which must be particularly strong and resistant to the hot caustic liquid in the cleaning baths under the conditions of time and agitation applied. For this purpose the peel strength is more than the defined minimum.

The foam may be directly attached to the foil by an adhesive coating. Alternatively there may be additional layers forming part of the adhesive layer between the foil and the foam. In an embodiment the adhesive between the foam and the metal foil comprises a hot melt material applied by extrusion or, alternatively, a solvent or aqueous-based adhesive material applied as a liquid between the foil and the foam. Preferably it is a two part (e.g. polyurethane type) adhesive applied as a liquid between the foil and the foam and cured. Where a hot melt material is used, its melting temperature should be selected so as to be capable of activation during manufacturing without activating the heat seal layer already provided on the opposite side of the foil. Alternatively the heat seal layer on the opposite side of the foil is applied in a later manufacturing step. A solvent-free two part polyurethane adhesive is preferred for the foam/foil adhesive. Coating levels may be in the range 1 to 10 gm⁻².

The 180° peel test used to determine the bond strength between the foam and the foil is carried out as follows. The test must be carried out by cutting a sample from the web from which a seal is cut. (Normally the seal itself is not large enough to cut an appropriate sized sample or to peel sufficient material to provide a value for the running peel strength). The samples are cut from a strip 12.5 mm wide taken across the web of laminate. The sample should be at least 80 mm long. The peel strength is to be determined between a portion where the plastics top layer is adhered to the foam on the opposite side to the foil, at the location where the adhesive peel is to be commenced. In order to allow the foil and underlying layers to be clamped into one jaw of the tensile tester, and layers of the laminate including the foam to be attached in the other jaw, a portion of the adhesive is initially removed, for instance by use of an appropriate solvent, which attacks that adhesive, which does not attack the other adhesives, and which does not damage the integrity of the other components (foil, PET, foam). As indicated, the foil and underlying layers are fixed into one jaw of a tensile tester, with the foam and upper layers fixed in the other jaw. The jaws are

then separated at 180° at a speed of 330 mm/minute. A 50N load cell is utilised for the test. The apparatus is set so as to allow an extension of at least 25 mm. The results quoted are the running peel force for the 12.5 mm wide sample.

5 The value for the 180° peel test should preferably be at least 8N/12.5 mm width carried out by this test, preferably at least 9N, more preferably at least 10N, for instance 11N or more, often as much as 15N.

 The density of the seal is determined as follows. The seal has its diameter measured, in order to calculate the surface area. The thickness is measured using a FTM-1 Baty spring loaded dial thickness gauge with a 10 mm foot. The force generated by the springs on the foot is 1.8 to 2.2N. The liner is weighed using a suitable balance, for instance capable of measuring to at least two (preferably four) decimal places (grams). The density is calculated from the weight and the measured dimensions. The density should also take into account the presence of any tab by assuming that the seal will be cut so that the tab forms 50% of the surface area of the seal. The test may have to be carried out by cutting a suitable sample from a web, before punching of seals, if a seal is too small to accommodate the entire foot of the thickness gauge.

20 The seal is generally cut from a web of laminate. The invention also provides such a web, comprising;

- a) a polyester top layer;
- b) a plastics/foam adhesive layer;
- c) a polyolefin foam layer having a thickness of at least 125 µm, preferably in the range 150 µm to 350 µm;
- d) a foam/foil adhesive layer;
- e) an aluminium foil layer having a thickness of at least 12 µm; and
- f) a heat seal layer,

30 wherein the foam/foil adhesive layer adheres the foam to the foil over substantially the entire area of their facing surfaces with a bond strength of at

least 8N/12.5 mm measured by the 180° peel test described herein, said laminate having a measured density as determined by the density measurement method described herein of less than 0.95 g/ml, preferably less than 0.9 g/ml, for instance in the range 0.6 to 0.9 g/ml.

5 The laminate web may be formed, for instance, by adhering together two preformed laminates by application of the plastics/foam adhesive layer and/or the foam/foil adhesive layer. Thus conveniently there is supplied a preformed laminate comprising heat seal layer, aluminium foil layer and foam layer, also having a suitable foil/foam adhesive for provision of the
10 appropriate 180° peel strength. The polyester top layer, and any tabstock, is then adhered to this preformed laminate by application of the plastics/foam adhesive layer. Suitable methods of application of the adhesive involve application of a solvent or water-borne adhesive using liquid coating techniques, extrusion of an extrudable adhesive, such as based on a
15 polyolefin, especially an ethylene copolymer, by application of a two part adhesive by liquid coating techniques or by a hot melt process in which the plastics top layer has a surface layer of a hot melt material e.g. ethylene-vinyl acetate (EVA) which is joined to the foam by application of heat from the plastics top layer side of the laminate, and pressure. Provision of heated
20 and/or cooled rollers for application of pressure, allows adhesion to take place without damaging other heat sensitive layers. For an EVA hot melt coating a hot roller running at a temperature of between 120 to 145°C, preferably around 130 to 135°C should be capable of adhering the foam to the plastics without excessive softening of the foam.

25 In another method, a preformed laminate of aluminium foil and heat seal layer is adhered to a preformed laminate of top layer, plastics/foam adhesive layer and foam layer by application of the foam/foil adhesive layer. Such an adhesive may be applied by coating a solvent or water-borne adhesive material, by extruding a hot melt adhesive or by application of a two
30 part adhesive.

It may be possible to provide, either in sequential steps or simultaneously, both the plastics/foam adhesive layer and the foam/foil adhesive layer on each respective side of the foam layer, by moving the polyester top layer into contact with one surface of the foam and a preformed
5 laminate of aluminium foil and heat seal layers on the other side of the foam with corresponding application of the adhesive layers on each side of the foam.

There is also provided in the present invention a new method for forming a laminate, wherein

10 a) a preformed laminate, of heat seal layer, a metal foil, a foam/foil adhesive

layer and a foam layer, and a plastic film are fed to a lamination station so that the plastic film is on the foam side of the preformed laminate;

15 b) a plastics/foam adhesive is applied between the mutually facing surfaces of the plastic film and the foam; and

c) pressure is applied at the laminating station between the preformed laminate and the plastic film whereby the foam surface is adhered to the plastic film;

20 wherein in the preformed laminate the foam layer and the metal foil/heat seal layer are joined by a bond strength as measured by the 180° peel strength test (330 mm/min, room temperature) of at least 8N/12.5 mm,

and wherein in the preformed laminate the foam layer has a thickness of at least 125 µm and a density of no more than 0.7g/ml.

25 Preferably the method involves interposing a tab stock between the plastics film and the adhesive.

Preferably the foil is aluminium, has a thickness of at least 12 µm and the foam is at least 175 µm, more preferably at least 190 µm thick.

Preferably the density of the foam is no more than 0.7g/ml, preferably less than 0.65g/ml, in the preformed laminate.

The present invention also encompasses containers sealed with a seal of the invention, generally containing a commestible material. The container is preferably a recyclable polyester bottle, preferably containing a potable liquid. The container may also have a screw cap over the seal, for instance which is applied before induction heat sealing of the seal to the container. The container may alternatively have a dust cap over the seal may be applied after heat-sealing of the seal.

The invention is further illustrated in the accompanying drawings in which Figure 1 is a section through a one-piece according to one embodiment of the invention;

Figure 2 represents a section through a tabbed seal according to another embodiment of the invention;

Figure 3 represents a schematic diagram of part of a manufacturing line for the embodiment of Figure 2; and

Figure 4 is a perspective view of part of the line of figures.

As shown in Figure 1, a seal (1) comprises a plastics top layer (2), a foam layer (3), a metal foil (4), a heat seal layer (5) comprising a combination of an adhesive layer (6), a further plastics film layer (7) and a heat seal layer (8). Furthermore the film comprises foam/foil adhesive layer (9) and plastics/foam adhesive layer (10).

In a preferred embodiment of the invention where the plastics/foam adhesive layer (10) is extended between the foam (3) and plastics (2), foam layer (3) is around 190 μm thick, and is formed from a polyethylene foam having a starting density of around 0.63 g/ml.

The plastics film layer (2) is preferably formed of transparent PET, for instance having a thickness in the range 15 to 30 μm , preferably around 23 μm .

Metal foil (4) is of aluminium, having a thickness of 15 μm .

The heat seal pre-laminate (5) is formed of a PET layer around 12 μm thick, with a coextruded adhesive layer (6), for adhering to foil (4). The adhesive is likely to have a thickness of around 12 μm , for instance up to 15 μm . The hot melt material layer (8), is generally around 12 μm thick.

5 Foam/foil adhesive layer (9) is preferably formed of a two-part polyurethane, preferably solvent-free type, applied at a level around 5 gm^{-2}

Adhesive layer (10) is preferably formed of an extrudable, thermoplastic material, for instance a copolymer of ethylene, for instance with vinyl acetate, (meth)acrylic acid or acrylate esters.

10 The seal of Figure 1 is preferably cut to include a small tab extending beyond the circumference of a mouth of a container to be closed by the seal. The tab may be folded over during application of the seal to the mouth of a filled container or may extend beyond the circumference of the container mouth during the sealing operation. Sealing is by induction heating of the
15 metal foil (4) which melts hot melt layer (8) to adhere the seal to the mouth of a container.

A second embodiment of the invention shown in Figure 2 is a tabbed seal (11). This is formed of a plastics layer (12), a foam layer (13), a foil layer (14) and a heat seal layer (15). Adhesive layer (19) adheres the foam
20 (13) to the foil (14), whilst adhesive layer (20) adheres the plastics film layer (12) to the foam layer (13). In this embodiment there is also provided a tabstock layer (21). This is interposed between the adhesive layer (20) and the foam layer (13), whereby it is adhered to the plastics film layer (12), leaving the interface (22) between the plastics film (21) and foam (13) free of
25 adhesion. This allows the tab to be lifted for removal of the seal from a container by the consumer.

The embodiment of Figure 2 is preferably made by feeding a plastics film to form layer (12) and tabstock (21) to a laminating station, with a preformed laminate of foam (13) and foil (14), along with corresponding
30 adhesive (19) and heat seal portion (15), with adhesive (20) being applied at

the lamination station. The adhesive may be applied as a curtain of extruded material, for instance as illustrated in Figure 3 and 4.

Alternatively, in place of the curtain of extruded material, a liquid may be applied using a roller, knife or other liquid coating apparatus to the
5 interface.

Alternatively a heat seal layer (20) preformed on the underside of the plastics film (12) may be melted by a hot roller (31) while pressure is applied between rollers (30 and 31). In this embodiment (not illustrated) the form may be somewhat thinner, for instance at least 125 μm , but no more than
10 180 μm , as the foam is not exposed to such high temperatures and hence does not increase in density in the process so much as in the extrusion lamination process.

In Figure 3 is shown schematic diagram of a method for manufacturing the tabbed seal according to Figure 2.

15 A preformed laminate (27), comprising as its top surface foam layer (13), also comprising foil (14) and corresponding adhesion layer (19), and heat seal layer (15), is fed from a reel (23) towards laminating station (26). From reel (24) is fed tabstock, generally comprising several strips of tabstock materially arranged across the machine direction of the apparatus, from reel
20 (24). At (25) the tabstock and preformed laminate (27) are fed together towards the laminating station (26). Also fed to the laminating station (26) is plastics film layer (12) from the reel (28). The plastics film (12) is fed to the laminating station so that it lies over the foam/tabstock surface and is adhered thereto by adhesive (20), in this case fed as a curtain from extruder
25 (29). Pressure is applied between a pressure roller (30) and roller (31), to which heat or cooling may be applied as desired. The formed laminate is then reeled up on reel (32). Optionally the web is slit before reeling, for instance to form reels comprising a single strip of tabstock, from which seals may be punched. Alternatively, a web comprising several strips of tabstock
30 may be reeled as a single web and slit immediately before use.

THE EMBODIMENTS OF THE INVENTION IN WHICH AN EXCLUSIVE PROPERTY OR PRIVILEGE IS CLAIMED ARE DEFINED AS FOLLOWS:

1. A seal for a container formed of a laminate comprising coextensive:

- a) a plastic top layer;
- b) a plastic/foam adhesive layer;
- c) a foam layer;
- d) a foam/foil adhesive layer;
- e) a metal foil; and
- f) a heat seal layer;

wherein the plastic/foam adhesive layer adheres the foam layer to the plastic top layer over at least a portion of their facing surface, wherein the foam/foil adhesive layer adheres the foam layer to the foil over substantially the entire area of their facing surfaces with a bond strength of at least 8N/12.5mm, measured by the 180° peel test described in the present specification,

having a measured density in the range 0.6 to 0.95 g/ml as determined by the density measurement method described herein.

2. A seal according to claim 1, in which the foam layer comprises a polyolefin foam.

3. A seal according to claim 1 or 2, in which the polyolefin foam layer has a thickness in the range 175 to 350 μm .

4. A seal according to any one of claims 1 to 3, in which the foil is aluminium.

5. A seal according to claim 4, in which the aluminium foil is at least 12 μm thick.

6. A seal according to any one of claims 1 to 5, in which the plastic top layer is polyester.

7. A seal according to any one of claims 1 to 6, in which the plastic top layer comprises a tab which lies wholly within the circumference of the seal and comprises a segment of the seal area over which the plastic top layer is not adhered to the foam layer.

8. A seal according to claim 7, in which the tab comprises a segment-shaped layer of plastic material adhered on the side of a seal-shaped layer of plastic material and adhered to the layer of plastic material by a layer of the plastic/foam adhesive.

9. A seal according to claim 8, in which the tab is polyester.

10. A seal according to any of claims 7 to 9, in which the plastic/foam adhesive layer comprises a two-part polyurethane composition.

11. A seal according to any of claims 7 to 9, in which the plastic/foam adhesive layer comprises an extruded thermoplastic adhesive.

12. A seal according to any one of claims 1 to 11, in which the foam/foil adhesive is a hot melt adhesive applied from a co-extended coating on the top plastic layer.

13. A container cap containing a seal according to any of claims 1 to 12.

14. A cap according to claim 13, which has a screw closure.

15. A cap according to claim 13 which is a snap-on cap.

16. A sealed container comprising a vessel and, inside the vessel a comestible material, wherein the vessel has a mouth, and the mouth is sealed

with a seal according to any of claims 1 to 12 which is adhered to the mouth of the vessel via said heat seal layer.

17. A container according to claim 16, in which the container includes a comestible material and the comestible material is a potable liquid.

18. A container according to claim 16 or 17, wherein the vessel is formed of polyester.

19. A container according to any of claims 16 to 18, wherein the vessel has a neck to which is attached a screw top overlying the seal.

20. A method of providing a closed container in which,
a) a vessel having a mouth is at least partly filled with a material;
b) a seal according to any of claims 1 to 12 is positioned across the mouth of the vessel; and
c) the seal is heat-sealed by application of heat to the heat seal layer and pressure between the seal and the mouth of the vessel.

21. A method according to claim 20, in which heat is applied by induction heating of the foil layer.

22. A method according to claim 20 or 21, wherein the vessel has a neck and the seal is positioned across the mouth by application of a cap carrying the seal onto the neck in such a manner as to apply said pressure, followed by application of heat to melt the heat seal layer.

23. A method according to claim 22, in which the vessel is formed of polyester.

24. A method according to any of claims 20 to 23, in which the material is a potable liquid.

25. A laminate web comprising
- a) a polyester top layer;
 - b) a plastic/foam adhesive layer;
 - c) a polyolefin foam layer having a thickness of at least 125 μm ;
 - d) a foam/foil adhesive layer;
 - e) an aluminium foil layer having a thickness of at least 12 μm ; and
 - f) a heat seal layer,

wherein the foam/foil adhesive layer adheres the foam layer to the foil layer over substantially the entire area of their facing surfaces with a bond strength of at least 8N measured by the 180° peel test described herein,

said laminate having a measured density as determined by the density measurement method described herein of no more than 0.95g/ml.

26. A laminate web according to claim 25, in which the polyester top layer includes

- i) a tabstock material strip which extends part way across the width of the web; and

- ii) a continuous plastic film,

and the tabstock is between the continuous plastic film and the foam layer and is adhered to the continuous plastic film layer but not to the foam by the plastic/foam adhesive layer.

27. A laminate web according to claim 26, which includes several strips of tabstock material across the width of the web, each extending substantially the full length of the web.

28. A manufacturing method for forming a laminate web wherein

- a) a preformed laminate of heat seal layer, a metal foil, a foam/foil adhesive layer and a foam layer and a plastic film are separately fed to a lamination station so that the plastic film is on the foam side of the preformed laminate

- b) a plastic/foam adhesive is applied between the mutually facing surfaces of the plastic film and the foam layer; and

c) pressure is applied in the laminating station and the plastic/foam adhesive is cured whereby the surfaces are adhered to one another;

wherein in the preformed laminate the foam layer and the metal foil/heat seal layer are joined by a bond strength as measured by the 180° peel strength test of at least 8N/12.5 mm,

and wherein in the preformed laminate the foam layer has a thickness of at least 125 µm and a density of no more than 0.7g/ml.

29. A manufacturing method according to claim 28 in which the adhesive is applied by extrusion of an extrudable adhesive.

30. A manufacturing method according to claims 28 or 29 wherein a tabstock material, which has a width less than the width of the plastic film is fed to the laminating station and is interposed between the plastic/foam adhesive and the plastic film, whereby the adhesive adheres the tabstock to the plastic film in addition to adhering the plastic film to the foam layer in the region extending beyond the tabstock material.

31. The seal according to claim 5, wherein the aluminum foil is 15 to 25 µm thick.

32. The seal according to claim 6, wherein the plastics top layer is PET.

33. The seal according to claim 9, wherein the tab is PET.

34. The container according to claim 17, wherein the comestible material is water.

35. The container according to claim 18, wherein the vessel is formed of PET.

36. The laminate web of claim 25, wherein the measured density is 0.9 g/ml or less.

37. The laminate web of claim 25, wherein the thickness of the polyolefin foam layer is in the range of 150 to 350 μm .

38. The method of claim 28, wherein a measured density of the laminate web is in the range of 0.6 to 0.95 g/ml.

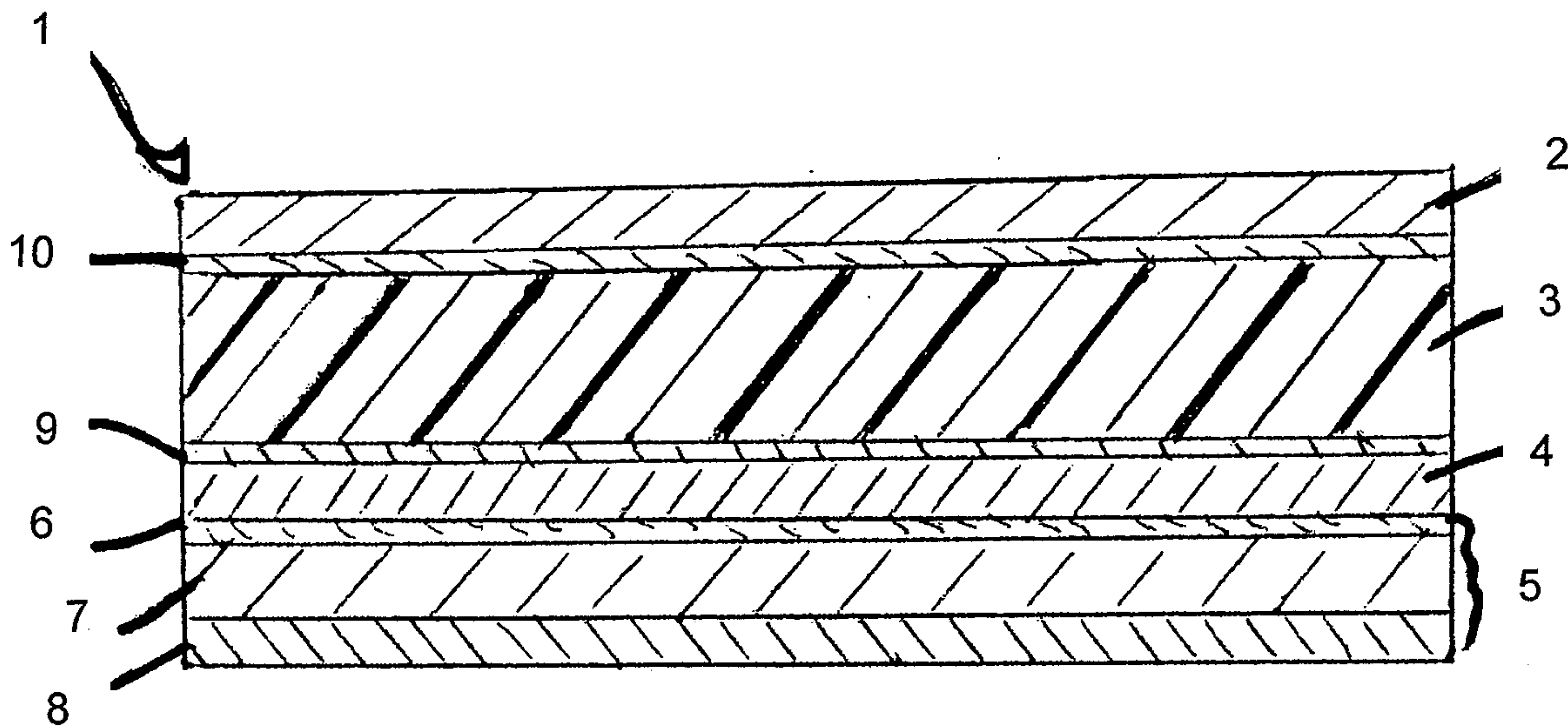


Fig. 1

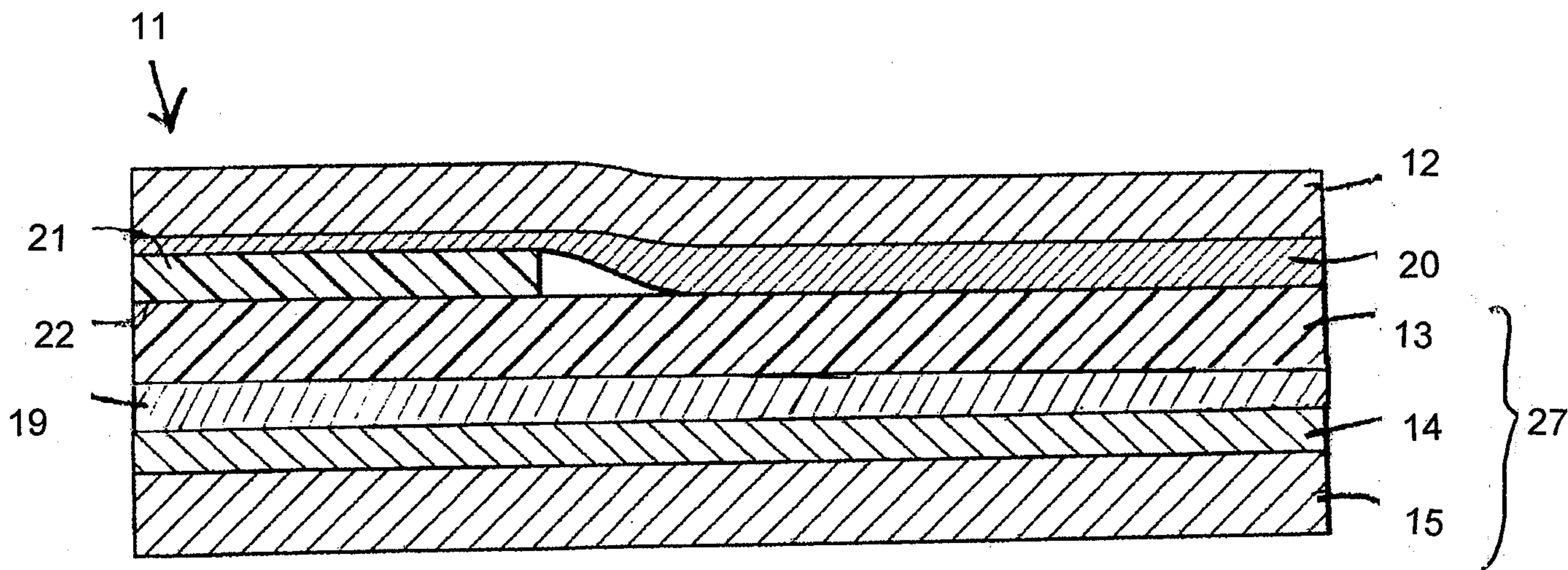


Fig. 2

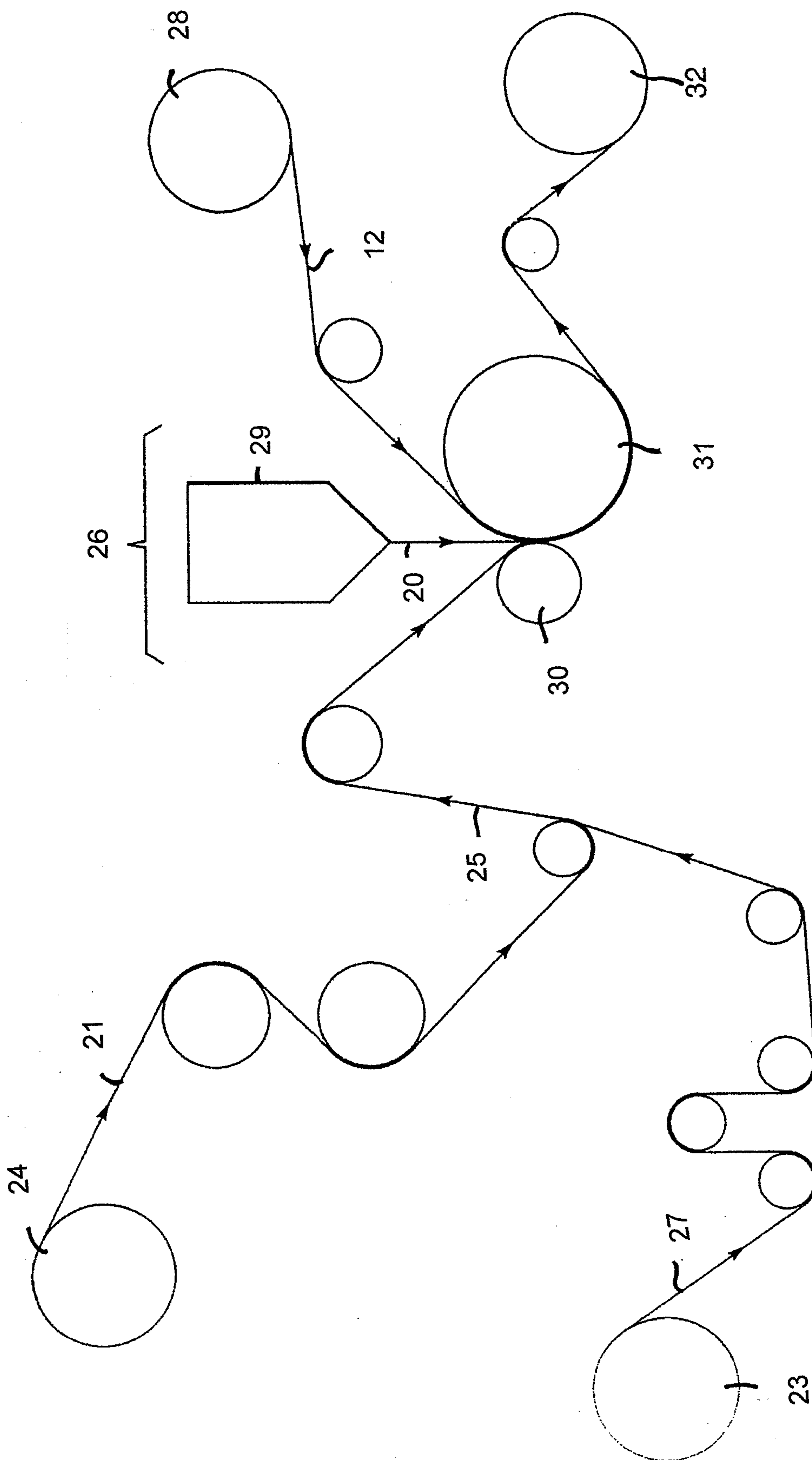


Fig. 3

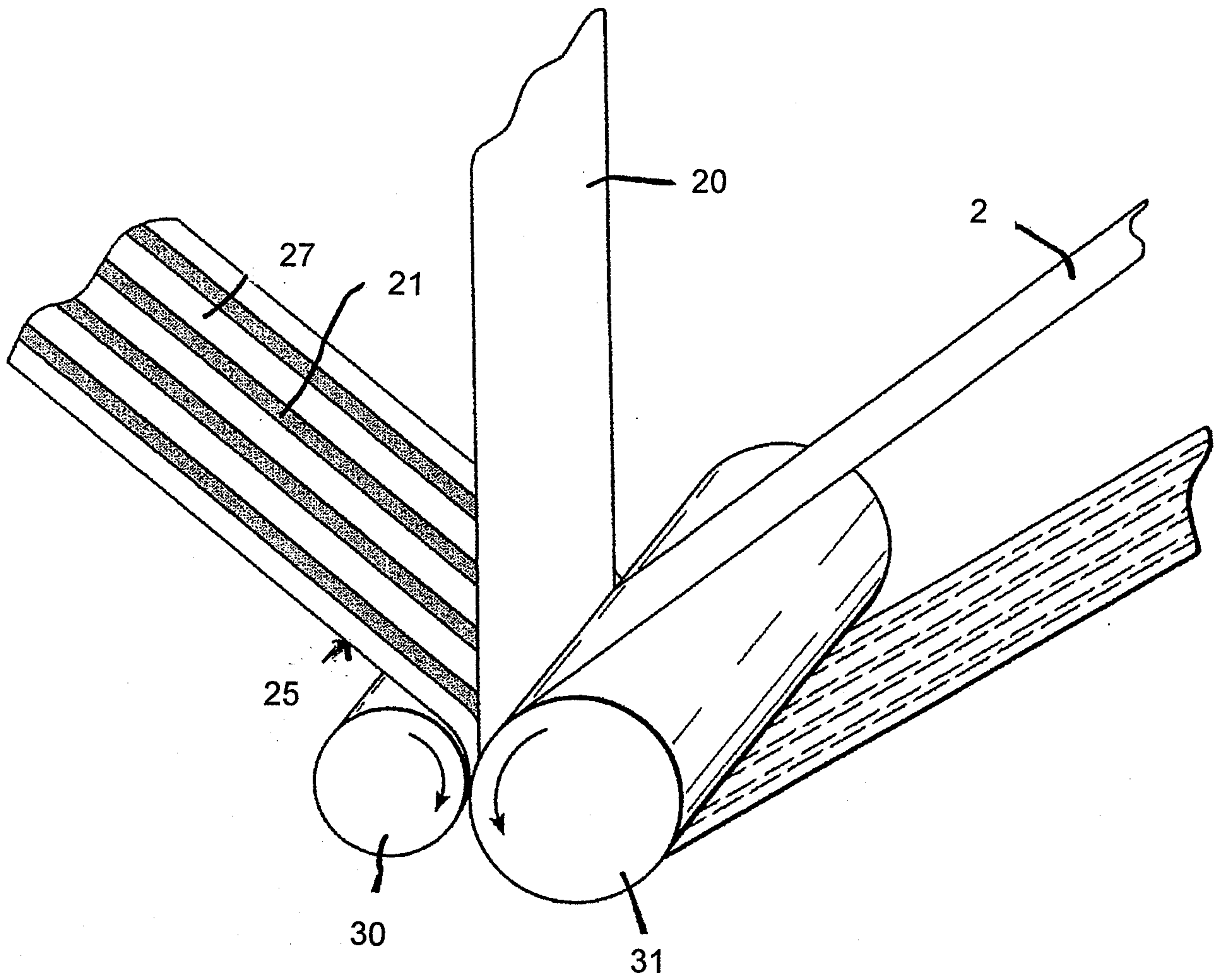


Fig. 4

11



21

22

19

12

20

13

14

15

27

