



US00D613667S

(12) **United States Design Patent**
Bock

(10) **Patent No.:** **US D613,667 S**

(45) **Date of Patent:** **** Apr. 13, 2010**

(54) **FURNITURE FOR A COMMERCIAL AIRCRAFT PASSENGER CABIN**

(75) Inventor: **Thomas-Mathias Bock**, Grenade sur Garonne (FR)

(73) Assignee: **Airbus SAS**, Blagnac Cedex (FR)

(**) Term: **14 Years**

(21) Appl. No.: **29/250,829**

(22) Filed: **Dec. 1, 2006**

(51) **LOC (9) Cl.** **12-07**

(52) **U.S. Cl.** **D12/345**

(58) **Field of Classification Search** D12/345, D12/106, 20, 42, 43, 317, 319, 356; D6/349, D6/350, 355, 492, 332, 356, 511; 297/118; 244/118.1, 118.2, 118.5, 118.6, 119, 120, 244/121

See application file for complete search history.

(56) **References Cited**

U.S. PATENT DOCUMENTS

3,380,101	A *	4/1968	Phillips	15/257.1
D248,912	S *	8/1978	Canfield et al.	D6/421
4,535,017	A *	8/1985	Kuckein et al.	428/77
D286,867	S *	11/1986	Envall et al.	D12/184
D304,529	S *	11/1989	Hontz	D6/421
D403,904	S *	1/1999	Machael et al.	D6/511
D421,948	S *	3/2000	Dryburgh et al.	D12/195
D473,410	S *	4/2003	Verbeek	D6/511
2002/0017810	A1 *	2/2002	Dryburgh et al.	297/354.13
2006/0170261	A1 *	8/2006	Baatz et al.	297/245

OTHER PUBLICATIONS

- U.S. Appl. No. 29/250,809. Title:Partition for a Commercial Aircraft Passenger Cabin, filed Dec. 1, 2006.
- U.S. Appl. No. 29/250,814. Title:Partition for a Commercial Aircraft Passenger Cabin, filed Dec. 1, 2006.
- U.S. Appl. No. 29/250,818. Title:Partition for a Commercial Aircraft Passenger Cabin, filed Dec. 1, 2006.
- U.S. Appl. No. 29/250,828. Title:Partition for a Commercial Aircraft Passenger Cabin, filed Dec. 1, 2006.

U.S. Appl. No. 29/250,831. Title:Seat Body for a Commercial Aircraft Passenger Cabin, filed Dec. 1, 2006.

U.S. Appl. No. 29/250,826. Title:Seat Layout for a Commercial Aircraft Passenger Cabin, filed Dec. 1, 2006.

U.S. Appl. No. 29/250,825. Title:Partition Layout for a Commercial Aircraft Passenger Cabin, filed Dec. 1, 2006.

(Continued)

Primary Examiner—Cathron C Brooks
Assistant Examiner—Kevin K Rudzinski
(74) *Attorney, Agent, or Firm*—Osler, Hoskin & Harcourt LLP

(57) **CLAIM**

The ornamental design for furniture for a commercial aircraft passenger cabin, as shown and described.

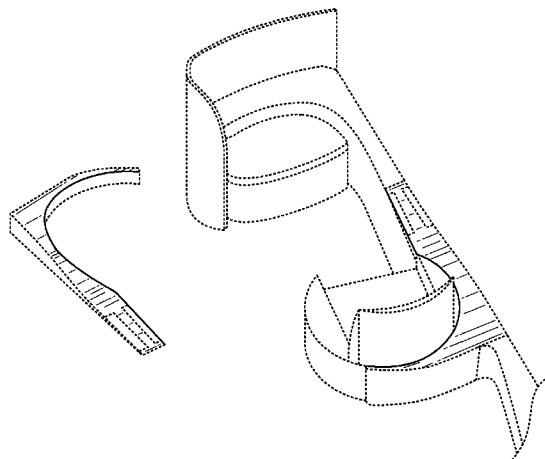
DESCRIPTION

FIG. 1 is a rear-left side perspective view of furniture for a commercial aircraft passenger cabin according to my design; FIG. 2 is a top plan view thereof; FIG. 3 is a left side elevation view thereof; FIG. 4 is a right side elevation view thereof; FIG. 5 is a rear elevation view thereof; FIG. 6 is a front-right side perspective view of furniture of FIG. 1 shown with commercial aircraft passenger cabin ottoman, seat and partition; and, FIG. 7 is a top plan view of furniture, ottoman, seat and partition shown in FIG. 6. A second embodiment of the furniture for a commercial aircraft passenger cabin is a mirror image of the design shown in FIGS. 1–7.

No bottom plan and front elevation views are included as no features of the claimed design are visible therein.

Throughout the Figures, the broken lines showing environment or structure are for illustrative purposes only and form no part of the claimed design.

1 Claim, 4 Drawing Sheets



OTHER PUBLICATIONS

U.S. Appl. No. 29/250,833. Title: Partition Layout for a Commercial Aircraft Passenger Cabin, filed Dec. 1, 2006.

U.S. Appl. No. 29/250,834. Title: Partition Layout for a Commercial Aircraft Passenger Cabin, filed Dec. 1, 2006.

U.S. Appl. No. 29/250,832. Title: Ottoman for a Commercial Aircraft Passenger Cabin, filed Dec. 1, 2006.

U.S. Appl. No. 29/250,811. Title: Seat for a Commercial Aircraft Passenger Cabin, filed Dec. 1, 2006.

U.S. Appl. No. 29/250,810. Title: Furniture for a Commercial Aircraft Passenger Cabin, filed Dec. 1, 2006.

U.S. Appl. No. 29/250,813. Title: Armrest/Backrest Combination for an Ottoman for a Commercial Aircraft Passenger Cabin, filed Dec. 1, 2006.

* cited by examiner

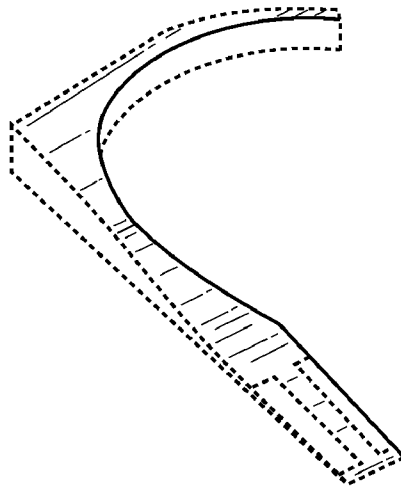


FIG. 1

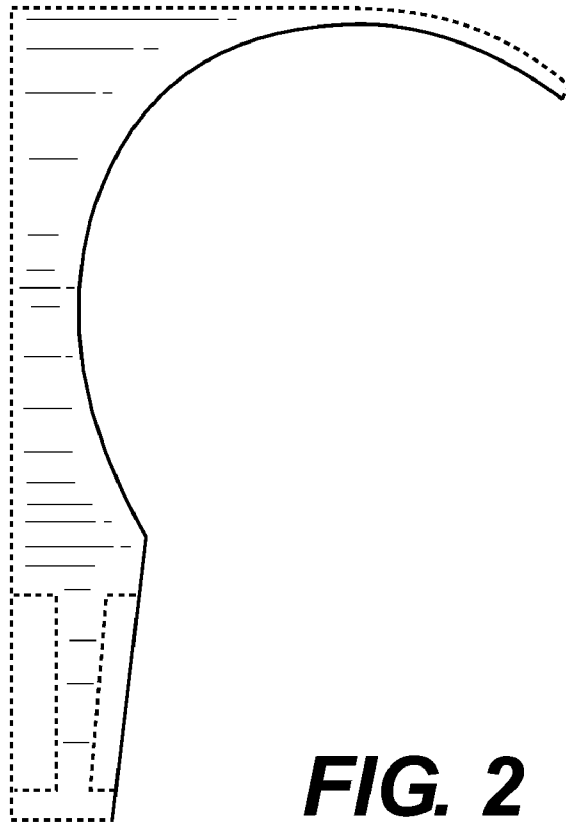


FIG. 2




FIG. 3




FIG. 4



FIG. 5

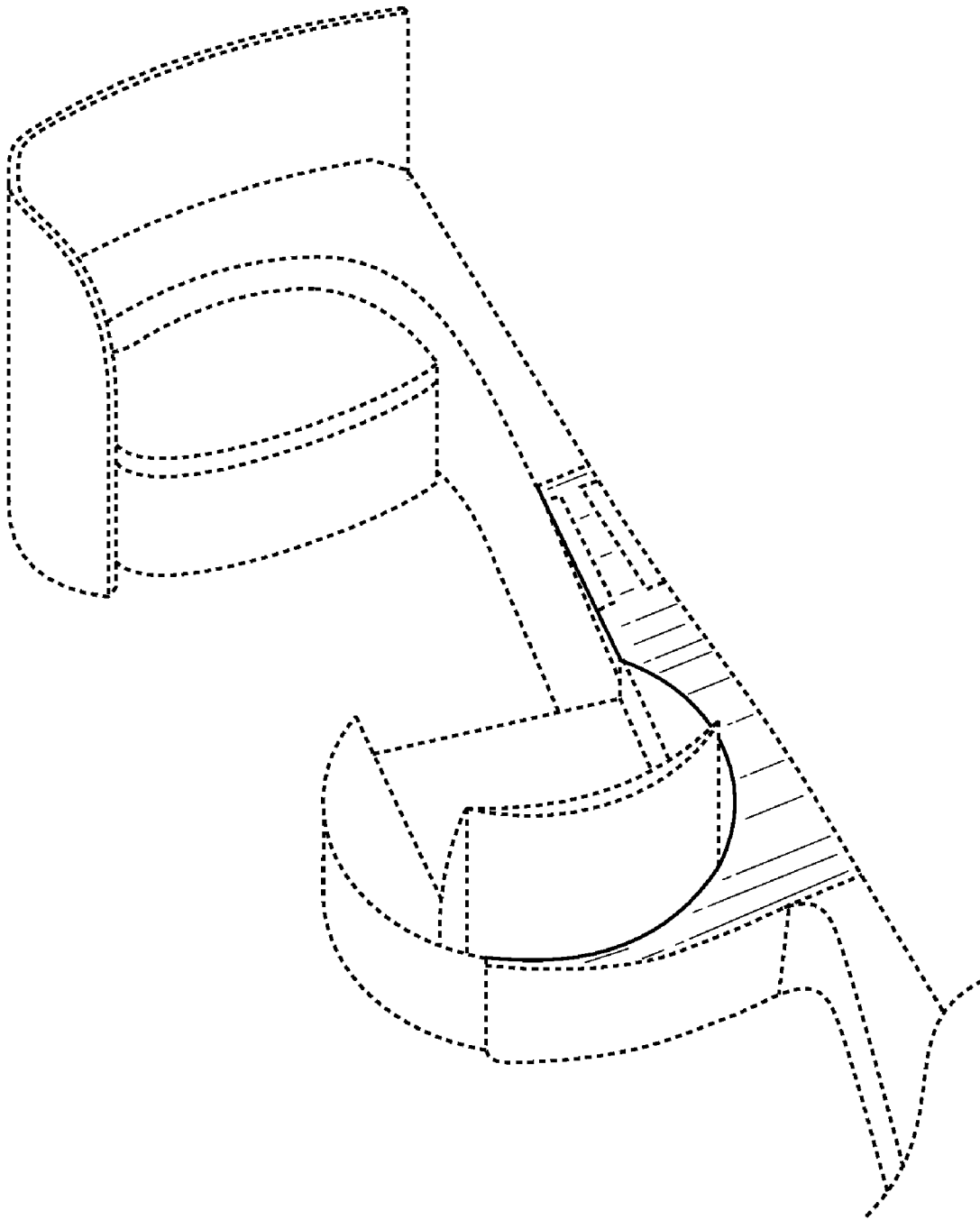


FIG. 6

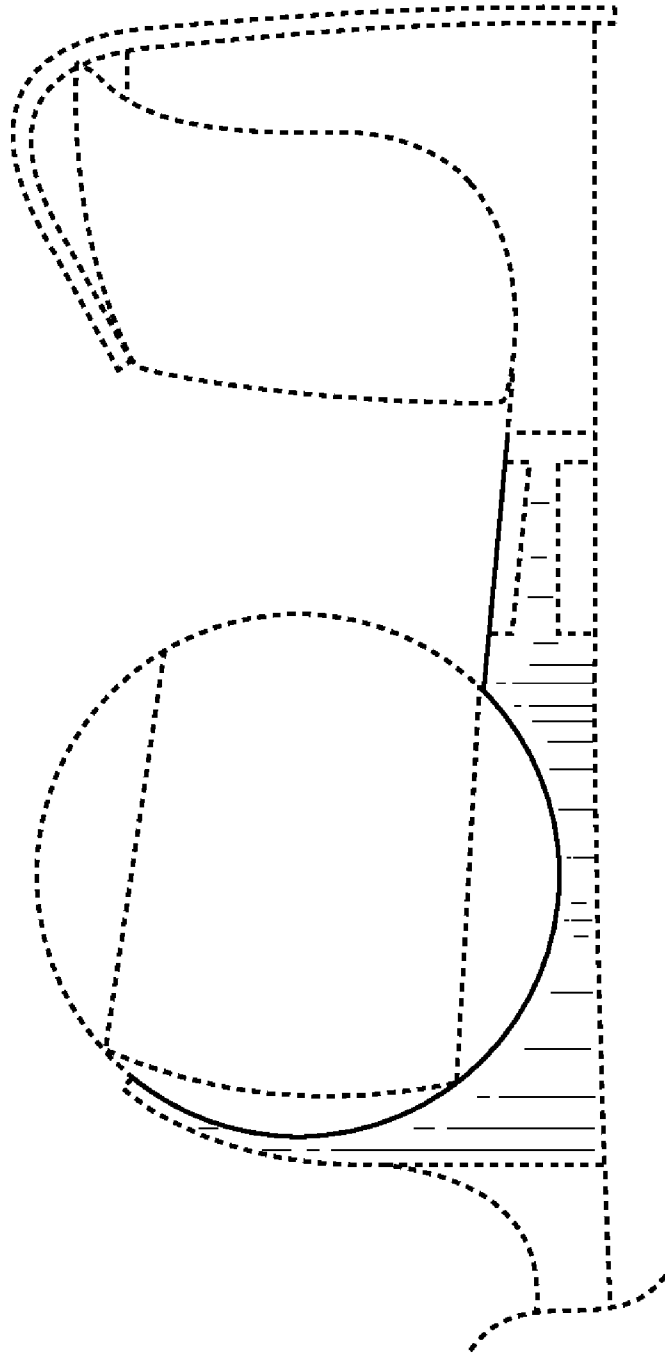


FIG. 7