



US00D475944S

(12) **United States Design Patent**
Jordan

(10) **Patent No.:** **US D475,944 S**

(45) **Date of Patent:** **** Jun. 17, 2003**

(54) **PENDANT**

(76) **Inventor:** **Ellen K. Jordan**, 300 Winston Dr., Apt.
2319, Cliffside Park, NJ (US)
07010-3227

(**) **Term:** **14 Years**

(21) **Appl. No.:** **29/160,812**

(22) **Filed:** **May 16, 2002**

(51) **LOC (7) Cl.** **11-82**

(52) **U.S. Cl.** **D11/82; D11/52**

(58) **Field of Search** **D11/1, 2, 40, 43-52,**
D11/54, 55, 58, 61, 65, 66-67, 75, 79-83,
95-102, 107, 110, 116; 63/13, 18-20, 23;
70/456 B, 456 R

(56) **References Cited**

U.S. PATENT DOCUMENTS

D36,582 S * 10/1903 Welch D11/52
D39,259 S * 4/1908 Kollmar D11/47

D39,280 S * 4/1908 Keller D11/82
D247,888 S * 5/1978 Krecic D11/82
D251,715 S * 5/1979 Fishman D11/52
D437,250 S * 2/2001 Hull et al. D11/82

* cited by examiner

Primary Examiner—Ralf Seifert

(74) *Attorney, Agent, or Firm*—Arnold D. Litt

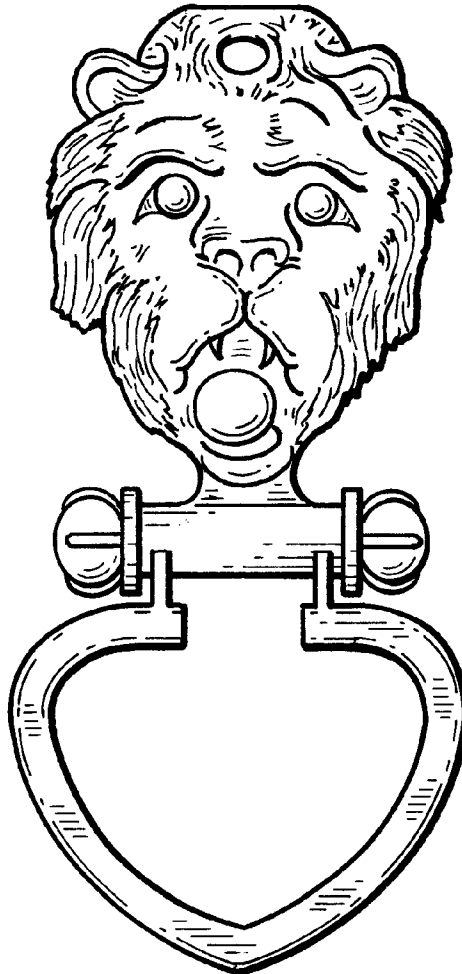
(57) **CLAIM**

The ornamental design for a pendant, as shown and described.

DESCRIPTION

FIG. 1 Front perspective of pendant
FIG. 2 Front perspective of pendant
FIG. 3 Back perspective of pendant
FIG. 4 Left side perspective of pendant
FIG. 5 Right side perspective of pendant
FIG. 6 Top perspective of pendant; and,
FIG. 7 Bottom perspective of pendant.

1 Claim, 2 Drawing Sheets



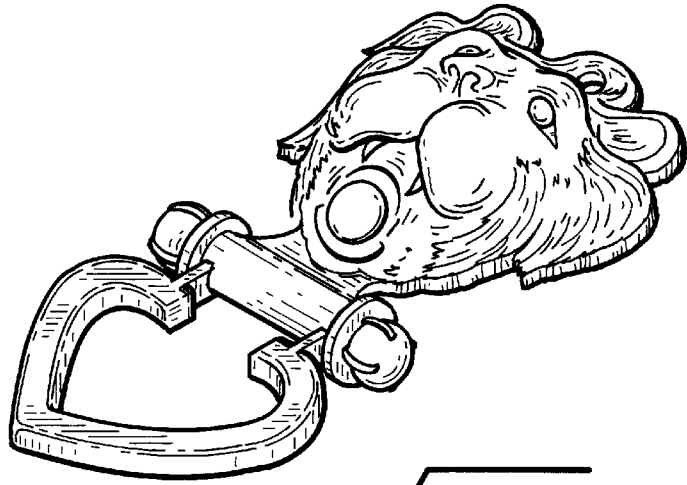


FIG. 1

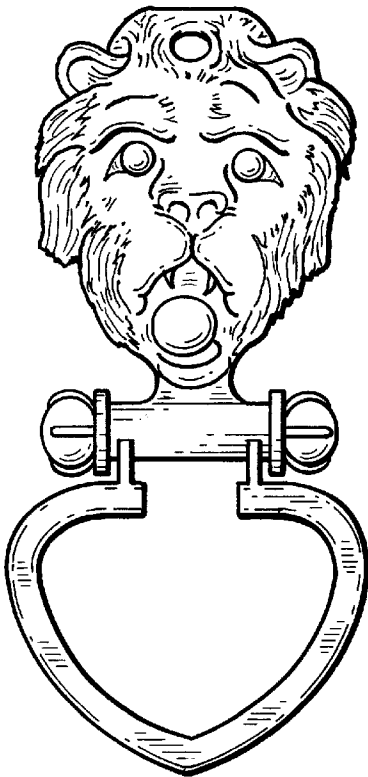


FIG. 2

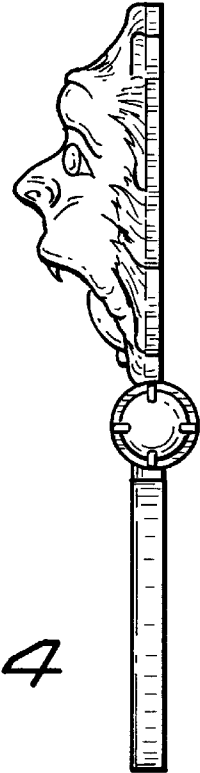


FIG. 4

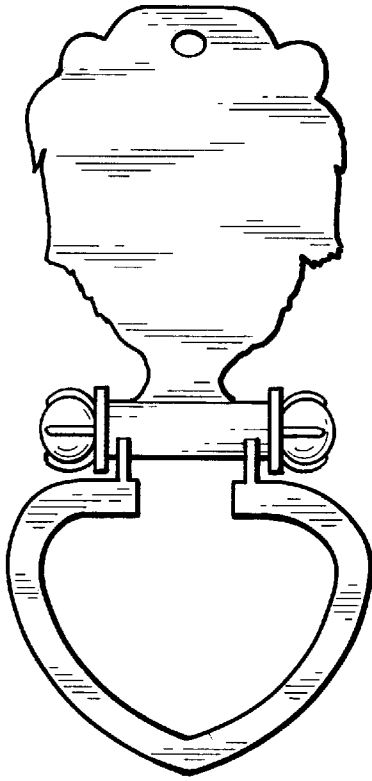


FIG. 3

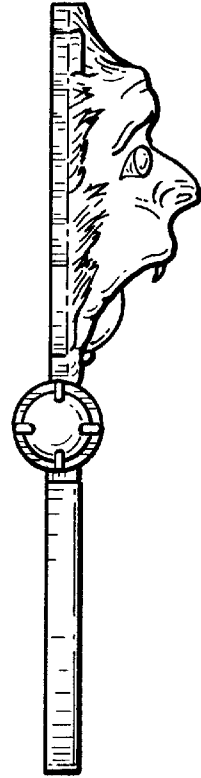


FIG. 5

FIG. 7





FIG. 6