

[54] TABLE

[75] Inventors: James O. Kelley, Spring Lake, Mich.; Clino T. Castelli, Milan, Italy

[73] Assignee: Herman Miller, Inc., Zeeland, Mich.

[**] Term: 14 Years

[21] Appl. No.: 812,122

[22] Filed: Dec. 23, 1985

[52] U.S. Cl. D6/484

[58] Field of Search D6/480, 482, 484, 486, D6/488, 489, 495, 498; 108/64, 65, 150; 248/188

[56] References Cited

U.S. PATENT DOCUMENTS

D. 240,185	6/1976	Rosen	D6/484 X
D. 249,312	9/1978	Taber	D6/484
D. 250,313	11/1978	Miller	D6/484
D. 262,588	1/1982	Beltrame	D6/484
D. 266,127	9/1982	Chapin	D6/484
D. 278,577	4/1985	Gwathmey	D6/484
D. 278,584	4/1985	Bromley	D6/484
D. 280,162	8/1985	Bromley	D6/484

D. 282,798	3/1986	Doezema	D6/495
3,883,104	5/1975	Delafield	248/188

OTHER PUBLICATIONS

Domus, Mar. 1979, p. 37, Table left center.


Primary Examiner—Bruce W. Dunkins
Attorney, Agent, or Firm—Varnum, Riddering, Schmidt & Howlett

[57] CLAIM

The ornamental design for a table, as shown and described.

DESCRIPTION

FIG. 1 is a perspective view of our table design;
FIG. 2 is a top plan view thereof;
FIG. 3 is a front elevational view thereof, with the right-side, left-side and rear elevational views of the same being identical thereto;
FIG. 4 is a perspective view of a second embodiment thereof;
FIG. 5 is a top plan view thereof;
FIG. 6 is a perspective view of a third embodiment thereof; and
FIG. 7 is a top plan view thereof.



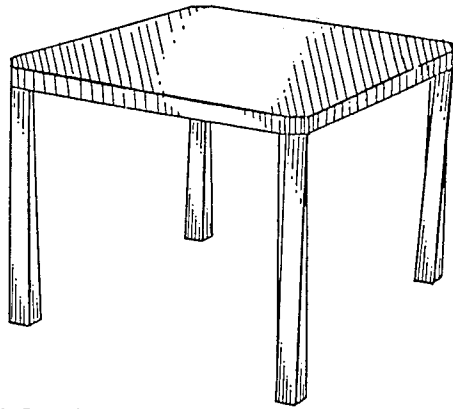


FIG. 1

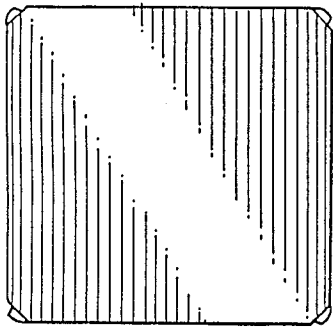


FIG. 2

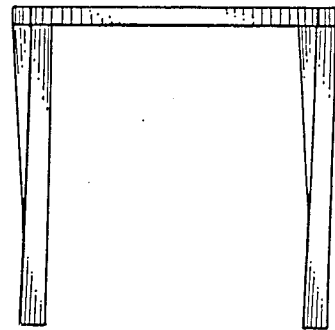


FIG. 3

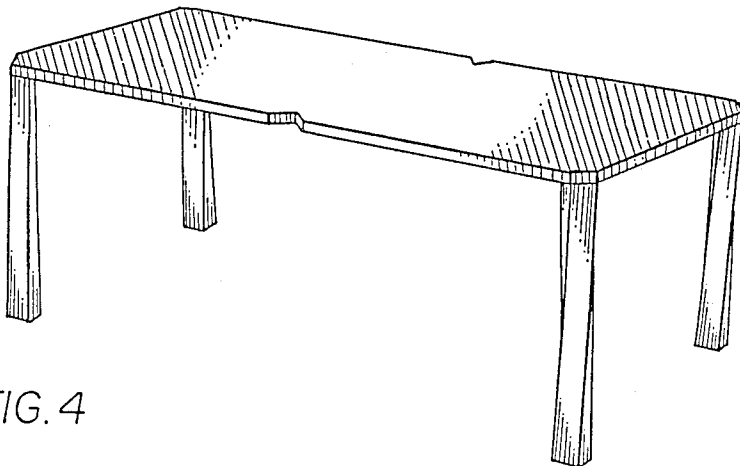


FIG. 4

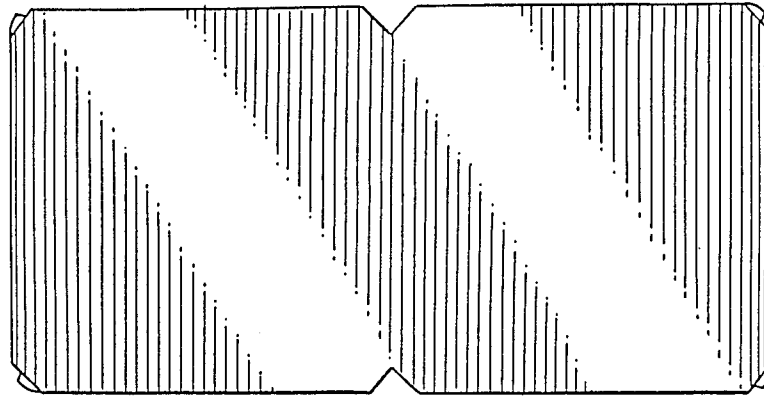


FIG. 5

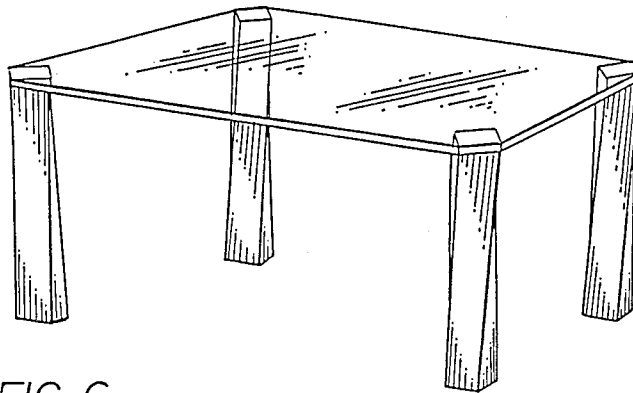


FIG. 6




FIG. 7