



US00D348527S

United States Patent [19]
Gallant

[11] **Patent Number: Des. 348,527**

[45] **Date of Patent: ** Jul. 5, 1994**

[54] **ELECTRIC LAMP**

[75] **Inventor: Joseph P. Gallant, Lexington, Ky.**

[73] **Assignee: GTE Products Corporation, Danvers, Conn.**

[**] **Term: 14 Years**

[21] **Appl. No.: 909,934**

[22] **Filed: Jul. 7, 1992**

[52] **U.S. Cl. D26/2**

[58] **Field of Search 318/111, 113, 318;
362/216, 226, 296, 310, 311, 341-358; D26/2, 3,
133-136**

[56] **References Cited**

U.S. PATENT DOCUMENTS

D. 307,805 5/1990 Noe D26/2

730,852 6/1903 Elliott D26/2 X
4,774,432 9/1988 Morris et al. 313/113 X

Primary Examiner—Susan J. Lucas

Attorney, Agent, or Firm—William E. Meyer

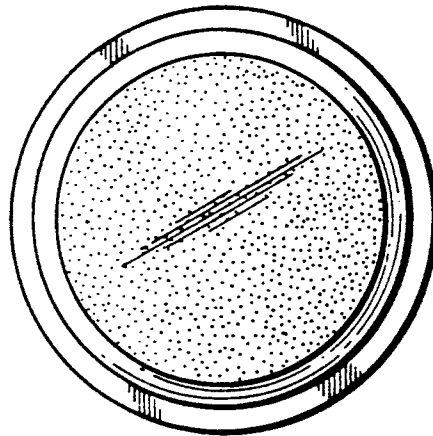

[57] **CLAIM**

The ornamental design for an electric lamp, as shown and described.

DESCRIPTION

FIG. 1 is a side elevational view of an electric lamp showing my new design; FIG. 2 is a top view thereof; and, FIG. 3 is a bottom view thereof.

The lamp is rotationally symmetric, so the front, right side, left side and rear views are equivalent. In all of the foregoing drawings, stippling is intended to illustrate shape and contour.






FIG. 1

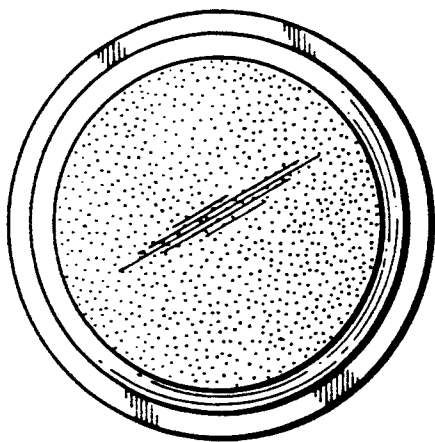


FIG. 2

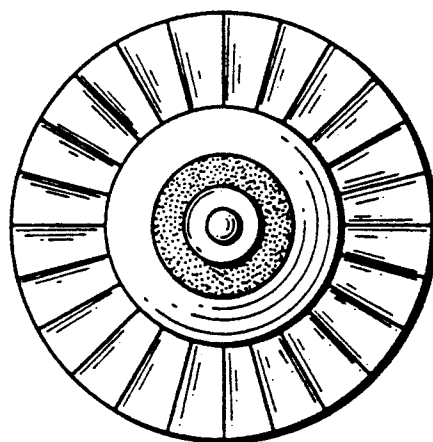


FIG. 3