



US00D742235S

(12) **United States Design Patent**
Albuquerque et al.

(10) **Patent No.:** **US D742,235 S**

(45) **Date of Patent:** **** Nov. 3, 2015**

(54) **CONTAINER**

(71) Applicant: **COR BRASIL INDUSTRIA E
COMERCIO S.A.**, Rio de Janeiro (BR)

(72) Inventors: **Adriana Borges Calderoni
Albuquerque**, Rio de Janeiro (BR);
Julia Gostkorzewicz, Rio de Janeiro
(BR)

(73) Assignee: **COR BRASIL INDUSTRIA E
COMERCIO S.A.**, Rio de Janeiro (BR)

(**) Term: **14 Years**

(21) Appl. No.: **29/461,467**

(22) Filed: **Jul. 23, 2013**

(30) **Foreign Application Priority Data**

Jan. 24, 2013 (BR) 302013000296

(51) **LOC (10) Cl.** **09-01**

(52) **U.S. Cl.**
USPC **D9/521**

(58) **Field of Classification Search**

USPC D3/202, 202.3, 901; D7/300.1, 317,
D7/392.1, 510.511, 523, 589-612;
D9/432, 500, 516, 521, 523, 529, 530,
D9/542, 543, 549, 550, 551, 552, 556, 558,
D9/564, 569, 574, 655, 658; D24/121,
D24/124, 197, 224; 220/254.3, 254.4, 326,
220/719; 222/212; 422/129; D8/107, 303;
D28/4, 7, 20, 66, 73, 82, 83, 85, 88
CPC A61J 1/03; A61J 1/05; A47G 19/22;
A47G 19/2205; A47G 19/2266; B65D 1/021;
B65D 1/0223; B65D 1/08; B65D 1/10

See application file for complete search history.

(56) **References Cited**

U.S. PATENT DOCUMENTS

D448,121 S *	9/2001	Gebb et al.	D28/88
D467,807 S *	12/2002	Bakic	D9/521
D485,764 S *	1/2004	Bakic	D9/521
D486,398 S *	2/2004	Lovell et al.	D9/529
D487,400 S *	3/2004	Oates	D9/521
D509,743 S *	9/2005	Blasko et al.	D9/521
D526,566 S *	8/2006	Bakic	D9/521
D537,350 S *	2/2007	Bakic	D9/521
D540,685 S *	4/2007	Shurtleff et al.	D9/521
D571,666 S *	6/2008	Shurtleff	D9/521
D578,003 S *	10/2008	Shurtleff et al.	D9/521
8,505,783 B2 *	8/2013	Gill et al.	222/212
D723,922 S *	3/2015	Albuquerque et al.	D9/500

* cited by examiner

Primary Examiner — Thomas Johannes

Assistant Examiner — Catherine Posthauer

(74) *Attorney, Agent, or Firm* — Hultquist, PLLC; Steven J. Hultquist

(57) **CLAIM**

The ornamental design for a container, as shown and described.

DESCRIPTION

FIG. 1 is a perspective view of a container showing our new design;

FIG. 2 is a top view of the container;

FIG. 3 is a bottom view of the container;

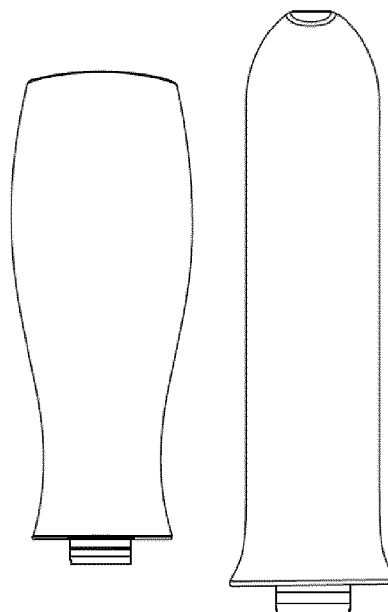
FIG. 4 is a front view of the container;

FIG. 5 is a back view of the container;

FIG. 6 is a first side view of the container; and,

FIG. 7 is a second side view of the container.

1 Claim, 5 Drawing Sheets



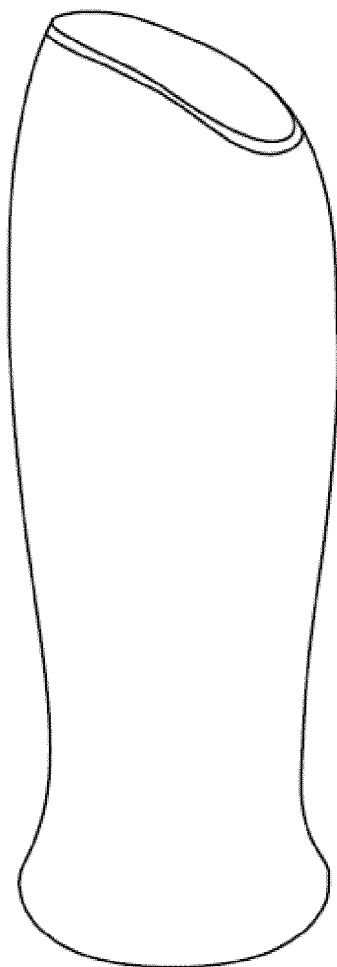


FIG. 1

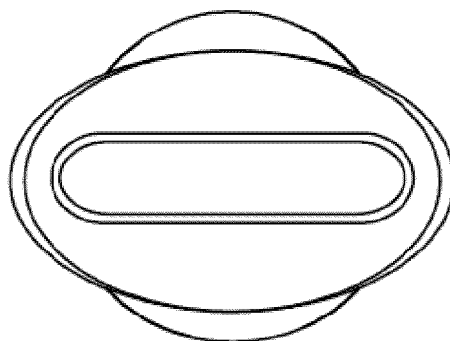


FIG. 2

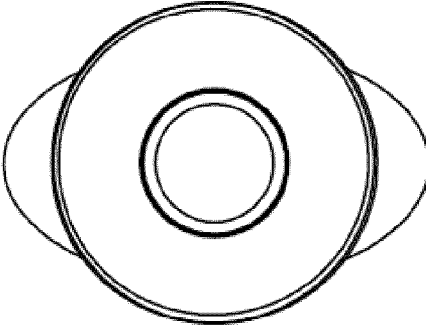


FIG. 3

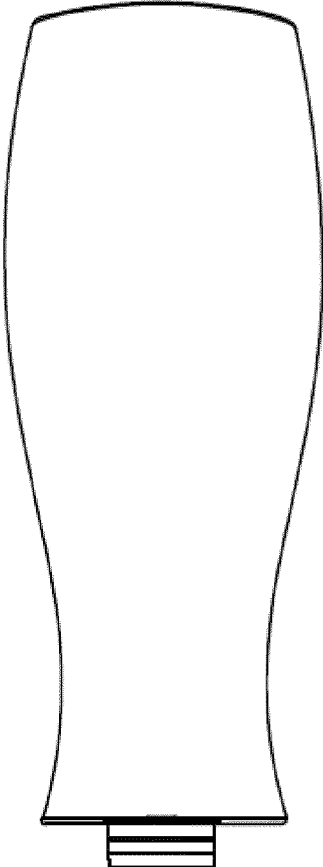


FIG. 4

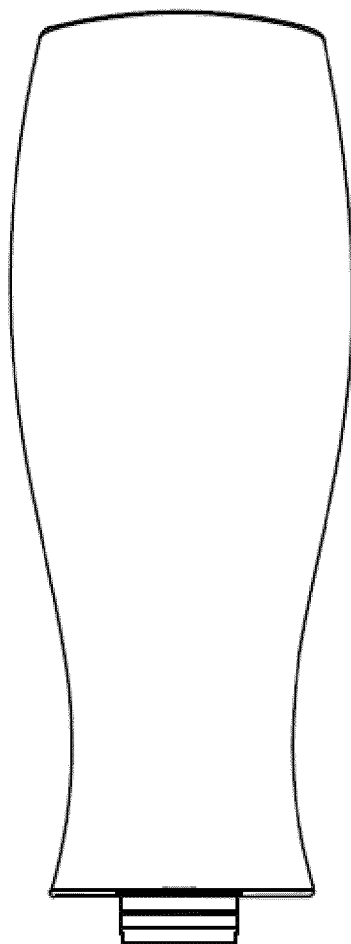


FIG. 5




FIG. 6




FIG. 7