



- (51) **International Patent Classification:**
C07D 233/24 (2006.01)
- (21) **International Application Number:**
PCT/EP2015/075789
- (22) **International Filing Date:**
5 November 2015 (05.11.2015)
- (25) **Filing Language:** English
- (26) **Publication Language:** English
- (30) **Priority Data:**
14192203.9 7 November 2014 (07.11.2014) EP
- (71) **Applicant:** BAYER PHARMA AKTIENGESELLSCHAFT [DE/DE]; Müllerstraße 178, 13353 Berlin (DE).
- (72) **Inventors:** PETERS, Jan-Georg; Belliniweg 6, 42719 Solingen (DE). RUBENBAUER, Philipp; Kronenstrasse 55, 40217 Düsseldorf (DE). GOETZ, Daniel; Martinstr. 46, 40223 Düsseldorf (DE). GROSSBACH, Danja; Kluckstr. 1, 42329 Wuppertal (DE). MAIS, Franz-Josef; Otto-Hahn-Str.164, 40591 Düsseldorf (DE). SCHIRMER, Heiko; Dingshauser Straße 51a, 42655 Solingen (DE). STIEHL, Juergen; Rosenstr.28, 45549 Sprockhövel (DE). LOVIS, Kai; Jahnstr. 109A, 40215 Düsseldorf (DE). LENDER, Andreas; Niederradenberg 20, 42327 Wuppertal (DE). SEYFRIED, Martin; Ormisstrasse 123, CH-8706 Meilen (CH). ZWEIFEL, Theodor; Am Letzibach 6, CH-6300 Zug (CH). MARTY, Maurus; Weinhalde 5, CH-5703 Seon (CH). WEINGÄRTNER, Günter; Bruggliweg 3, CH-5707 Seengen (CH).
- (74) **Agent:** BIP PATENTS; c/o Bayer Intellectual Property GmbH, Alfred-Nobel-Str. 10, 40789 Monheim am Rhein (DE).
- (81) **Designated States** (unless otherwise indicated, for every kind of national protection available): AE, AG, AL, AM, AO, AT, AU, AZ, BA, BB, BG, BH, BN, BR, BW, BY, BZ, CA, CH, CL, CN, CO, CR, CU, CZ, DE, DK, DM, DO, DZ, EC, EE, EG, ES, FI, GB, GD, GE, GH, GM, GT, HN, HR, HU, ID, IL, IN, IR, IS, JP, KE, KG, KN, KP, KR, KZ, LA, LC, LK, LR, LS, LU, LY, MA, MD, ME, MG, MK, MN, MW, MX, MY, MZ, NA, NG, NI, NO, NZ, OM, PA, PE, PG, PH, PL, PT, QA, RO, RS, RU, RW, SA, SC, SD, SE, SG, SK, SL, SM, ST, SV, SY, TH, TJ, TM, TN, TR, TT, TZ, UA, UG, US, UZ, VC, VN, ZA, ZM, ZW.
- (84) **Designated States** (unless otherwise indicated, for every kind of regional protection available): ARIPO (BW, GH, GM, KE, LR, LS, MW, MZ, NA, RW, SD, SL, ST, SZ, TZ, UG, ZM, ZW), Eurasian (AM, AZ, BY, KG, KZ, RU, TJ, TM), European (AL, AT, BE, BG, CH, CY, CZ, DE, DK, EE, ES, FI, FR, GB, GR, HR, HU, IE, IS, IT, LT, LU, LV, MC, MK, MT, NL, NO, PL, PT, RO, RS, SE, SI, SK, SM, TR), OAPI (BF, BJ, CF, CG, CI, CM, GA, GN, GQ, GW, KM, ML, MR, NE, SN, TD, TG).
- Declarations under Rule 4.17:**
- as to applicant's entitlement to apply for and be granted a patent (Rule 4.17(ii))
- Published:**
- without international search report and to be republished upon receipt of that report (Rule 48.2(g))



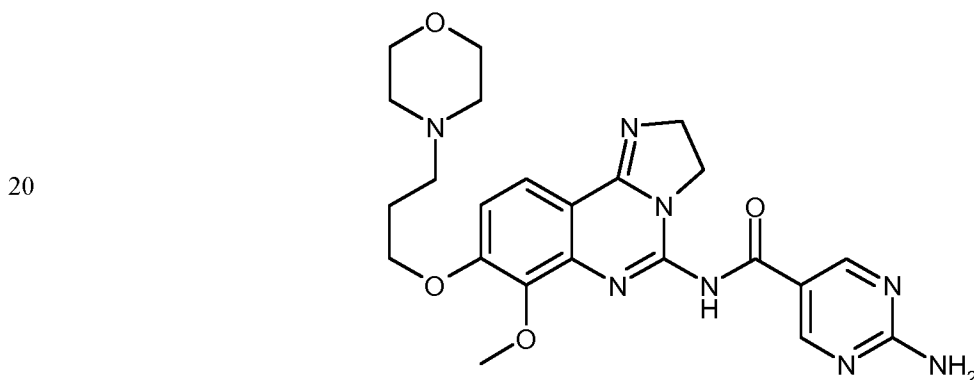
WO 2016/071435 A2

(54) **Title:** SYNTHESIS OF COPANLISIB AND ITS DIHYDROCHLORIDE SALT

(57) **Abstract:** The present invention relates to a novel method of preparing copanlisib, copanlisib dihydrochloride, or hydrates of copanlisib dihydrochloride, to novel intermediate compounds, and to the use of said novel intermediate compounds for the preparation of said copanlisib, copanlisib dihydrochloride, or hydrates of copanlisib dihydrochloride. The present invention also relates to copanlisib dihydrochloride hydrates as compounds.

SYNTHESIS OF COPANLISIB AND ITS DIHYDROCHLORIDE SALT**FIELD OF THE INVENTION**

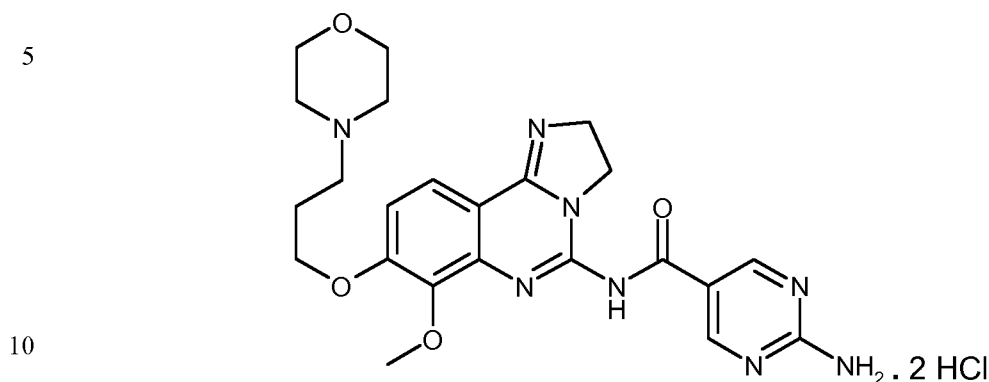
5 The present invention relates to a novel method of preparing 2-amino-N-[7-methoxy-8-(3-morpholin-4-ylpropoxy)-2,3-dihydroimidazo-[1,2-c]quinazolin-5-yl]pyrimidine-5-carboxamide (10), 2-amino-N-[7-methoxy-8-(3-morpholin-4-ylpropoxy)-2,3-dihydroimidazo-[1,2-c]quinazolin-5-yl]pyrimidine-5-carboxamide dihydrochloride (11), 2-amino-N-[7-methoxy-8-(3-morpholin-4-ylpropoxy)-2,3-dihydroimidazo-[1,2-c]quinazolin-5-yl]pyrimidine-5-carboxamide dihydrochloride hydrate I, and 2-amino-N-[7-methoxy-8-(3-morpholin-4-ylpropoxy)-2,3-dihydroimidazo-[1,2-c]quinazolin-5-yl]pyrimidine-5-carboxamide dihydrochloride hydrate II, and to novel intermediate compounds, and to the use of said novel intermediate compounds for the preparation of said 2-amino-N-[7-methoxy-8-(3-morpholin-4-ylpropoxy)-2,3-dihydroimidazo-[1,2-c]quinazolin-5-yl]pyrimidine-5-carboxamide (10):



25 2-amino-N-[7-methoxy-8-(3-morpholin-4-ylpropoxy)-2,3-dihydroimidazo-
-[1,2-c]quinazolin-5-yl]pyrimidine-5-carboxamide,
COPANLISIB,
(10) ;

30

2-amino-N-[7-methoxy-8-(3-morpholin-4-ylpropoxy)-2,3-dihydroimidazo-[1,2-c]quinazolin-5-yl]pyrimidine-5-carboxamide dihydrochloride (11):



2-amino-N-[7-methoxy-8-(3-morpholin-4-ylpropoxy)-2,3-dihydroimidazo-
-[1,2-c]quinazolin-5-yl]pyrimidine-5-carboxamide dihydrochloride,
(11),

15 2-amino-N-[7-methoxy-8-(3-morpholin-4-ylpropoxy)-2,3-dihydroimidazo-[1,2-c]quinazolin-5-yl]pyrimidine-5-carboxamide dihydrochloride hydrate I, and 2-amino-N-[7-methoxy-8-(3-morpholin-4-ylpropoxy)-2,3-dihydroimidazo-[1,2-c]quinazolin-5-yl]pyrimidine-5-carboxamide dihydrochloride hydrate II.

20 The present invention also relates to copanlisib dihydrochloride hydrates as compounds.

BACKGROUND TO THE INVENTION

25 2-amino-N-[7-methoxy-8-(3-morpholin-4-ylpropoxy)-2,3-dihydroimidazo[1,2-c]quinazolin-5-yl]pyrimidine-5-carboxamide (10), (which is hereinafter referred to as „copanlisib“), is a proprietary cancer agent with a novel mechanism of action, inhibiting Class I phosphatidylinositol-3-kinases (PI3Ks). This class of kinases is an attractive target since PI3Ks play a central role in the transduction
30 of cellular signals from surface receptors for survival and proliferation. Copanlisib exhibits a broad spectrum of activity against tumours of multiple histologic types, both *in vitro* and *in vivo*.

Copanlisib may be synthesised according to the methods given in international patent application PCT/EP2003/010377, published as WO 04/029055 A1 on April 08, 2004, (which is incorporated herein by reference in its entirety), on pp. 5 26 *et seq.*

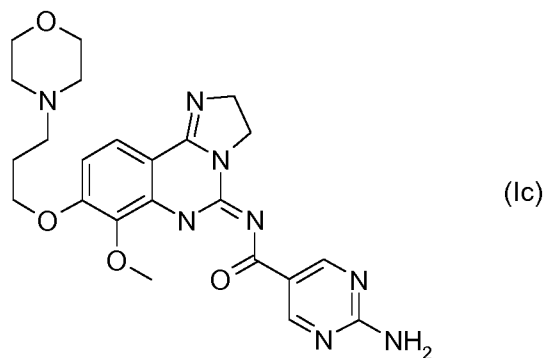
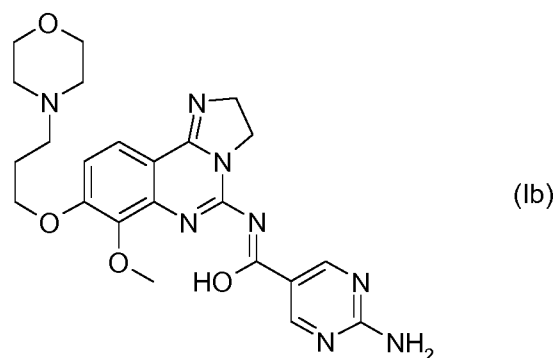
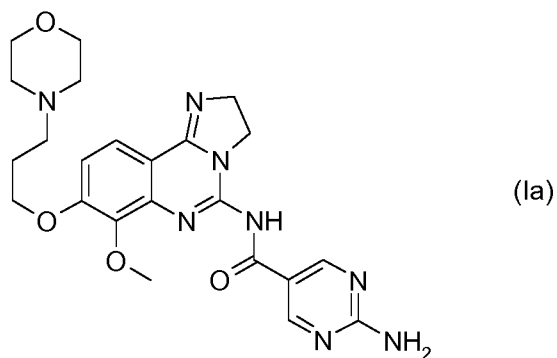
Copanlisib is published in international patent application PCT/US2007/024985, published as WO 2008/070150 A1 on June 12, 2008, (which is incorporated herein by reference in its entirety), as the compound of Example 13 : 2-amino-10 N-[7-methoxy-8-(3-morpholin-4-ylpropoxy)-2,3-dihydroimidazo[1,2-c]quinazolin-5-yl]pyrimidine-5-carboxamide.

Copanlisib may be synthesized according to the methods given in WO 2008/070150, pp. 9 *et seq.*, and on pp. 42 *et seq.* Biological test data for said 15 compound of formula (I) is given in WO 2008/070150 on pp. 101 to 107.

2-amino-N-[7-methoxy-8-(3-morpholin-4-ylpropoxy)-2,3-dihydroimid-azo[1,2-c]quinazolin-5-yl]pyrimidine-5-carboxamide dihydrochloride (11), (which is hereinafter referred to as „copanlisib dihydrochloride“) is published in 20 international patent application PCT/EP2012/055600, published as WO 2012/136553 on October 11, 2012, (which is incorporated herein by reference in its entirety), as the compound of Examples 1 and 2 : 2-amino-N-[7-methoxy-8-(3-morpholin-4-ylpropoxy)-2,3-dihydroimidazo[1,2-c]quinazolin-5-yl]pyrimidine-5-carboxamide dinydrochloride : it may be synthesized according 25 to the methods given in said Examples 1 and 2.

Copanlisib may exist in one or more tautomeric forms : tautomers, sometimes referred to as proton-shift tautomers, are two or more compounds that are related by the migration of a hydrogen atom accompanied by the migration of 30 one or more single bonds and one or more adjacent double bonds.

Copanlisib may for example exist in tautomeric form (Ia), tautomeric form (Ib), or tautomeric form (Ic), or may exist as a mixture of any of these forms, as depicted below. It is intended that all such tautomeric forms are included within the scope of the present invention.



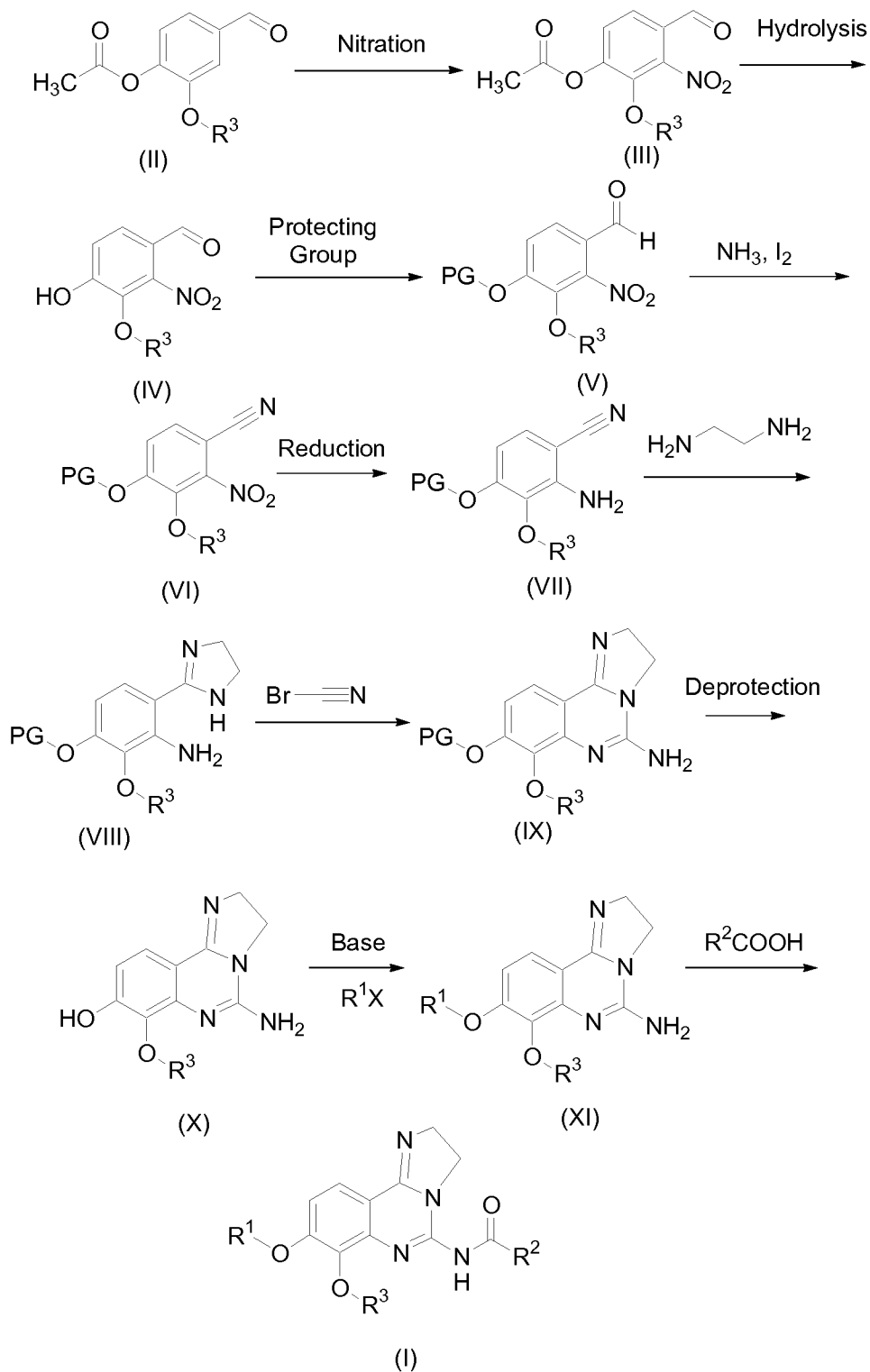
Copanlisib may exist as a solvate : a solvate for the purpose of this invention is a complex of a solvent and copanlisib in the solid state. Exemplary solvates include, but are not limited to, complexes of copanlisib with ethanol or methanol.

5 Copanlisib and copanlisib dihydrochloride may exist as a hydrate. Hydrates are a specific form of solvate wherein the solvent is water, wherein said water is a structural element of the crystal lattice of copanlisib or of copanlisib dihydrochloride. It is possible for the amount of said water to exist in a stoichiometric or non-stoichiometric ratio. In the case of stoichiometric hydrates,
10 a hemi-, (semi-), mono-, sesqui-, di-, tri-, tetra-, or penta-hydrate of copanlisib or of copanlisib dihydrochloride is possible. It is also possible for water to be present on the surface of the crystal lattice of copanlisib or of copanlisib dihydrochloride. The present invention includes all such hydrates of copanlisib or of copanlisib dihydrochloride, in particular copanlisib dihydrochloride hydrate
15 referred to as "hydrate I", as prepared and characterised in the experimental section herein, or as "hydrate II", as prepared and characterised in the experimental section herein.

As mentioned *supra*, copanlisib is, in WO 2008/070150, described on pp. 9 *et*
20 *seq.*, and may be synthesized according to the methods given therein on pp. 42 *et seq.*, viz. :

Reaction Scheme 1 :

6



In Reaction Scheme 1, vanillin acetate can be converted to intermediate (III) via nitration conditions such as neat fuming nitric acid or nitric acid in the presence of another strong acid such as sulfuric acid. Hydrolysis of the acetate in intermediate (III) would be expected in the presence of bases such as sodium

hydroxide, lithium hydroxide, or potassium hydroxide in a protic solvent such as methanol. Protection of intermediate (IV) to generate compounds of Formula (V) could be accomplished by standard methods (Greene, T.W.; Wuts, P.G.M.; *Protective Groups in Organic Synthesis*; Wiley & Sons: New York, 1999).

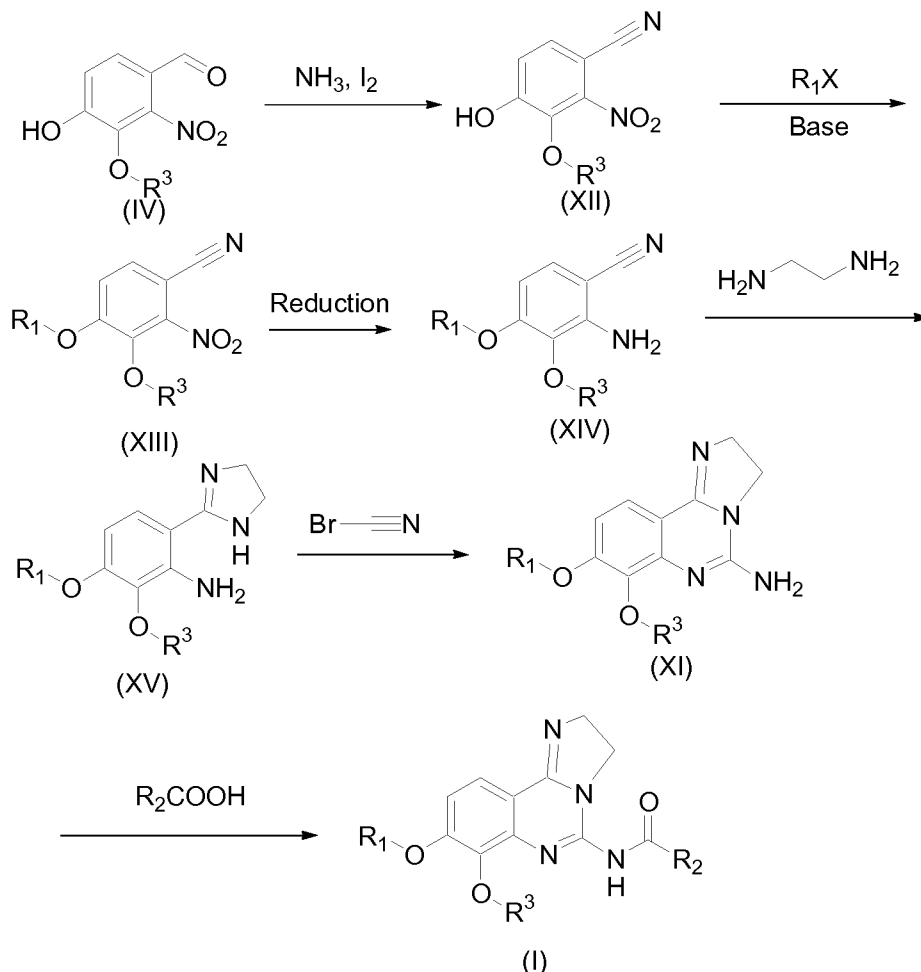
5 Conversion of compounds of formula (V) to those of formula (VI) can be achieved using ammonia in the presence of iodine in an aprotic solvent such as THF or dioxane. Reduction of the nitro group in formula (VI) could be accomplished using iron in acetic acid or hydrogen gas in the presence of a suitable palladium, platinum or nickel catalyst. Conversion of compounds of

10 formula (VII) to the imidazoline of formula (VIII) is best accomplished using ethylenediamine in the presence of a catalyst such as elemental sulfur with heating. The cyclization of compounds of formula (VIII) to those of formula (IX) is accomplished using cyanogen bromide in the presence of an amine base such as triethylamine, diisopropylethylamine, or pyridine in a halogenated

15 solvent such as DCM or dichloroethane. Removal of the protecting group in formula (IX) will be dependent on the group selected and can be accomplished by standard methods (Greene, T.W.; Wuts, P.G.M.; *Protective Groups in Organic Synthesis*; Wiley & Sons: New York, 1999). Alkylation of the phenol in

20 formula (X) can be achieved using a base such as cesium carbonate, sodium hydride, or potassium t-butoxide in a polar aprotic solvent such as DMF or DMSO with introduction of a side chain bearing an appropriate leaving group such as a halide, or a sulfonate group. Lastly, amides of formula (I) can be

25 formed using activated esters such as acid chlorides and anhydrides or alternatively formed using carboxylic acids and appropriate coupling agents such as PYBOP, DCC, or EDCI in polar aprotic solvents.

Reaction Scheme 2 :

5

In Reaction Scheme 2, a compound of formula (IV), prepared as described above, can be converted to a structure of formula (XII) using ammonia in the presence of iodine in an aprotic solvent such as THF or dioxane. Alkylation of the phenol in formula (XII) can be achieved using a base such as cesium carbonate, sodium hydride, or potassium t-butoxide in a polar aprotic solvent such as DMF or DMSO with introduction of a side chain bearing an appropriate leaving group such as a halide, or a sulfonate group. Reduction of the nitro group in formula (XIII) could be accomplished using iron in acetic acid or hydrogen gas in the presence of a suitable palladium, platinum or nickel catalyst. Conversion of compounds of formula (XIV) to the imidazoline of formula (XV) is best accomplished using ethylenediamine in the presence of a

15

catalyst such as elemental sulfur with heating. The cyclization of compounds of formula (XV) to those of formula (XVI) is accomplished using cyanogen bromide in the presence of an amine base such as triethylamine, diisopropylethylamine, or pyridine in a halogenated solvent such as DCM or dichloroethane. Lastly, 5 amides of formula (I) can be formed using activated esters such as acid chlorides and anhydrides or alternatively formed using carboxylic acids and appropriate coupling agents such as PYBOP, DCC, or EDCI in polar aprotic solvents.

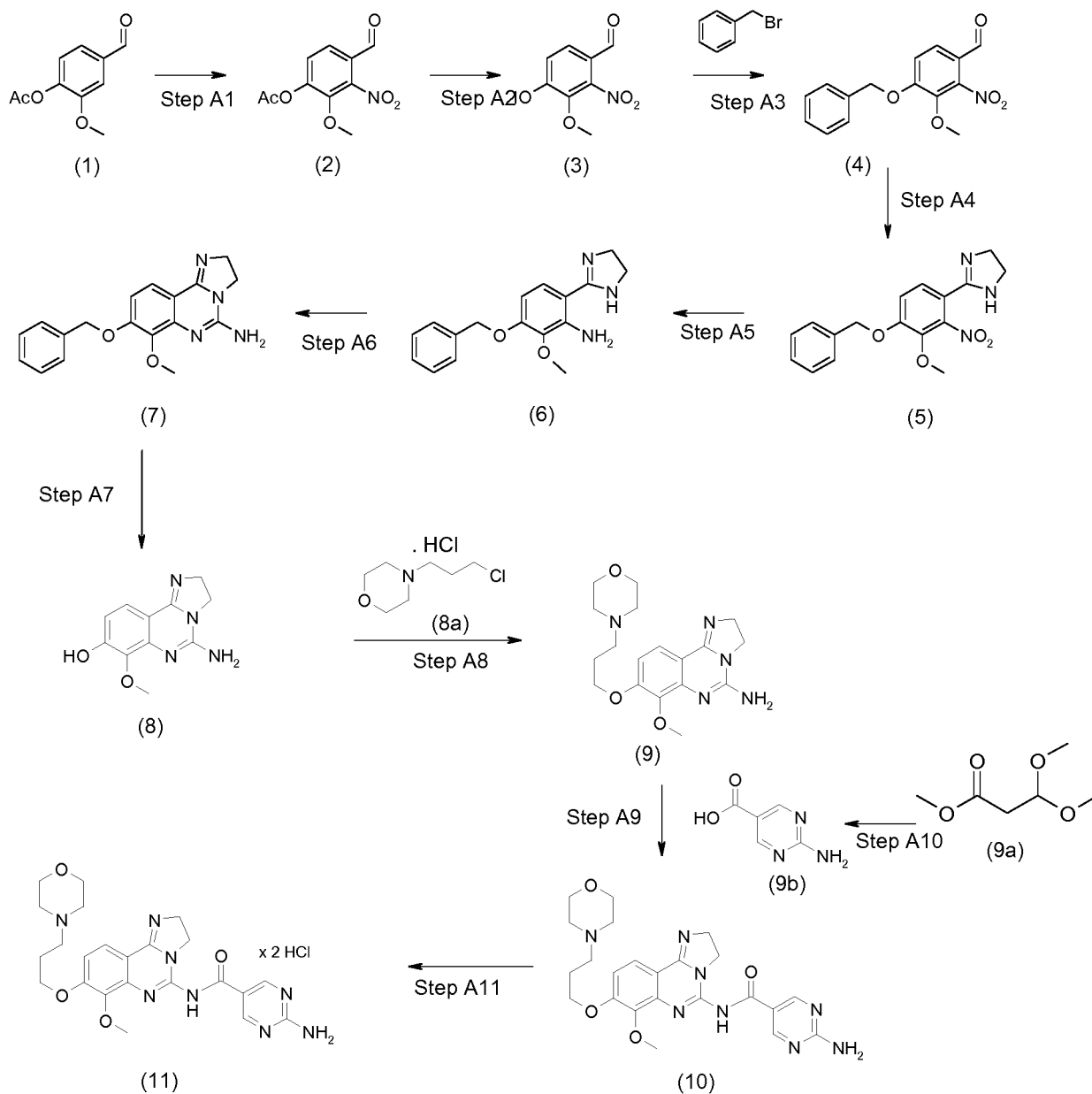
10 The two already known synthetic pathways, Reaction Schemes 1 and 2, *supra*, suffer from numerous disadvantages which pose especially problems at larger scale :

- 15 • Batchwise nitration of a molecule which is susceptible to oxidation is problematic for scale-up due to safety-concerns. For this reason, we developed a continuous process via microreaction-technology, as exemplified in Example 1 (*vide infra*).
- 20 • Conversion of the aldehyde-group into a nitrile with ammonia and iodine as reagents is dangerous as ammonia and iodine may form nitrogen triiodide, a highly sensitive explosive substance.
- 25 • The cyclisation with ethylenediamine to the imidazoline-ring needs sulfur. As sulfur is very difficult in cleaning processes in technical systems with fixed reactors and tubings, this cyclisation reaction is not suitable for scaleup.
- 30 • Reduction of the nitrogroup to the corresponding amine on larger scale is difficult with iron and acid. Standard catalytic reductions often suffer from side reactions, e.g. imidazoline ring opening which reduces the yield significantly.

It was therefore desirable to devise a new synthesis, which circumvents these disadvantages and is suitable for production scale/ industrial scale.

It has been very surprisingly discovered, and this provides the basis of the
5 present invention, that compounds of the following structure-type, in particular
copanlisib, can be synthesized according to the following scheme, see Reaction
Scheme 3, *infra* :

10 Reaction Scheme 3 :



5 The following advantages of the specific steps of the synthesis of the present invention, as depicted in Reaction Scheme 3, *supra*, are given *infra* :

- Step A1 : The nitration reaction can be performed in a flowreactor system. Thereby the exothermic reaction is easily controlled and no danger of a runaway reaction is given. Kilogramme-quantities of 2-nitrovanillin can easily be prepared within days or a few weeks. The

isolated material contains the undesired regioisomer 6-nitrovanillin in similar amounts (appr. 10%) as material produced by the batch nitration.

- 5 • Step A3 : The alkylation is mediated by a base like potassium carbonate, the product is easily isolated in high yield by filtration after the addition of water to the reaction mixture. A concentration of the reaction mixture, and an aqueous work-up with phase separations is not necessary.

- 10 • Step A4 : One-pot reaction of cyclisation and oxidation with ethylenediamine and N-bromosuccinimide (“NBS”). The new process solves two issues, as it circumvents :
 - 15 a) the use of ammonia/iodine for the conversion of the aldehyde to the nitrile (safety concerns), and

 - b) the use of sulfur during the imidazoline synthesis (scale-up issue. Conducting the process in methanol and acetonitrile leads to less side products, makes the process easier to conduct (dosing an NBS solution) and makes it safer on scale. An additional, unexpected advantage is the
 - 20 removal of the wrong nitro regio isomer under these work up conditions.

- Step A5 : Reduction with hydrogen and a specially prepared catalyst. It consists of platinum and iron on charcoal. Unexpectedly no debenzoylation is observed with this catalyst. Crystallisation and isolation
- 25 of the product from isopropanol and water in excellent yield. Rapid hydrogenation in THF already at 3 bar

- Step A6 : Dichloromethane could be exchanged by acetonitrile. Stirring of the product in toluene leads to a product in excellent quality.

- 30 • Step A7 : Removal of the benzyl protecting group by simple hydrogenation with palladium on charcoal. Product is easily isolated by filtration.

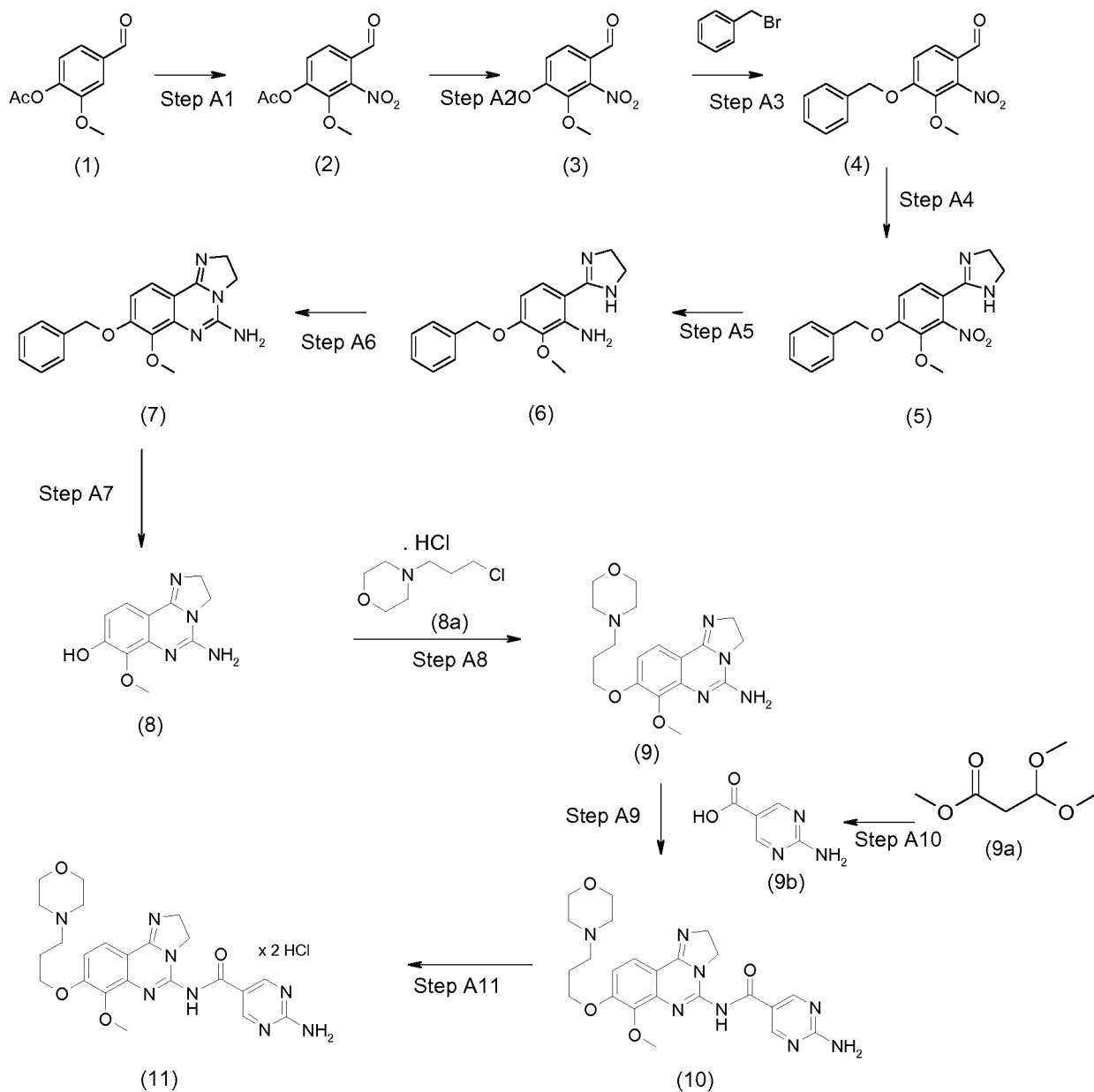
- 5 • Step A8: Alkylation in n-butanol or mixtures of n-butanol with other solvents, such as DMF and water for example, allows easy work-up, and isolation via crystallization of the product from n-butanol-*tert*-butyl methyl ether (“MTBE”). Recrystallization from water removes inorganic impurities and yields the product in excellent quality.

- 10 • Step A9: N-[3-(dimethylamino)propyl]-N'-ethylcarbodiimide hydrochloride (“EDCI”) is used as coupling reagent. Copanlisib is isolated by simple filtration.

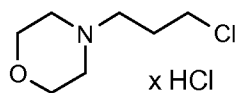
- Step A11: Easy purification of copanlisib via its dihydrochloride (dihydrochloride is the final product)

15 Hence, in a first aspect, the present invention relates to a method of preparing copanlisib (10) via the following steps shown in Reaction Scheme 3, *infra* :

Reaction Scheme 3 :



is allowed to react with a compound of formula (8a) :



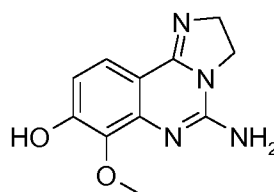
(8a)

5

optionally in the presence of a base, such as potassium carbonate for example, in a solvent, such as n-butanol, N,N-dimethylformamide and water for example, optionally with heating, such as under reflux for example, thereby providing a compound of formula (9) ;

10

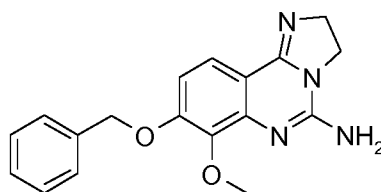
said compound of formula (8) :



15 (8)

being prepared by the following step A7 :

wherein a compound of formula (7) :



20

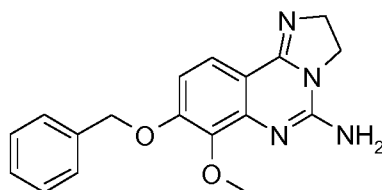
(7),

is allowed to react with a reducing agent, such as hydrogen for example, 25 optionally in the presence of a catalyst, such as a metallic catalyst such as

palladium on charcoal for example, particularly 5% palladium on charcoal which is water-wetted, optionally dissolved in a solvent or in suspension in a solvent, such as N,N-dimethylformamide for example, thereby providing a compound of formula (8) ;

5

said compound of formula (7) :

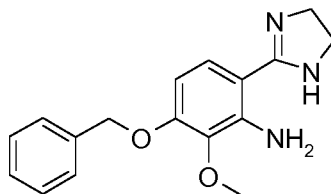


10

(7)

being prepared by the following step A6 :

wherein a compound of formula (6) :



15

(6)

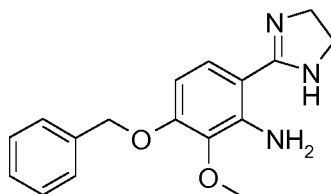
is allowed to react, optionally in the presence of a base, such as triethylamine for example, with an annelating agent, such as cyanogen bromide (also known as bromocyanide) for example, optionally in a solvent, such as acetonitrile or dichloromethane for example, thereby providing a compound of formula (7) ;

20

said compound of formula (6) :

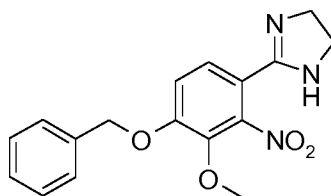
25

19



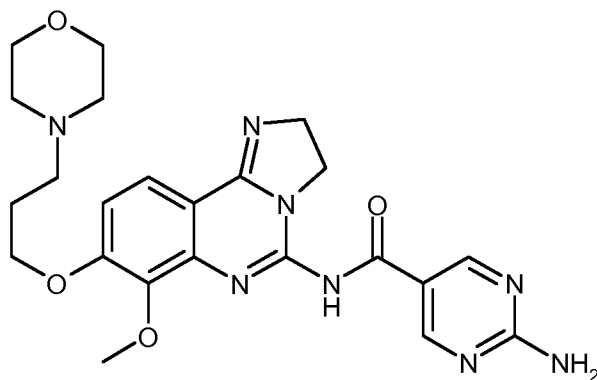
(6)

- 5 being prepared by the following step A5 :
wherein a compound of formula (5) :



(5)

- 10 is allowed to react with a reducing agent, such as hydrogen for example,
optionally in the presence of a catalyst, such as a bimetallic catalyst such as
platinum/iron on charcoal for example, particularly 1% Pt/0.2% Fe/C, optionally
water-wetted, optionally dissolved in a solvent or in suspension in a solvent,
such as tetrahydrofuran for example, thereby providing a compound of formula
15 (6) ;
said copanlisib of formula (10) :

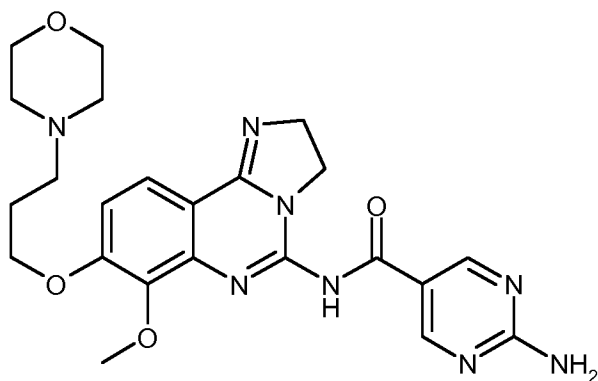


20

25

(10)

5

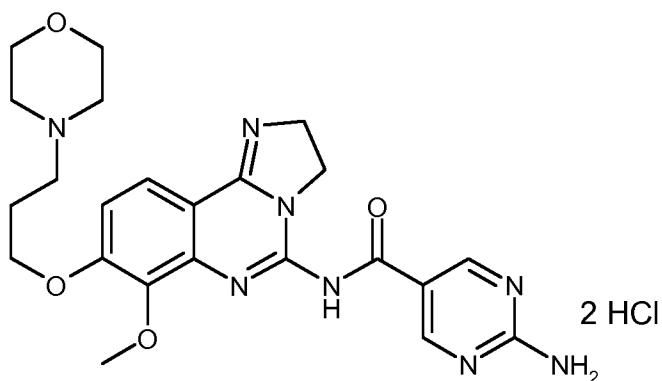


10

(10)

is allowed to react with hydrogen chloride, optionally hydrochloric acid,
15 thereby providing copanlisib dihydrochloride (11) :

20



25

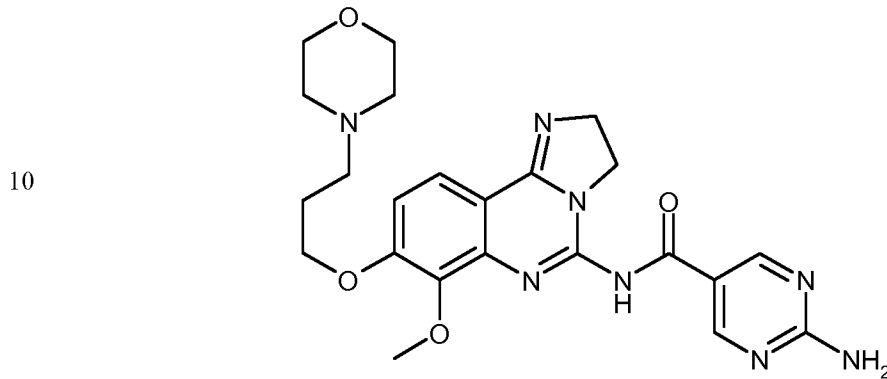
(11).

In an embodiment of the first aspect, the present invention relates to a method
of preparing copanlisib dihydrochloride hydrate I,

30 comprising the following step A11 :

wherein copanlisib, of formula (10) :

5



15

(10)

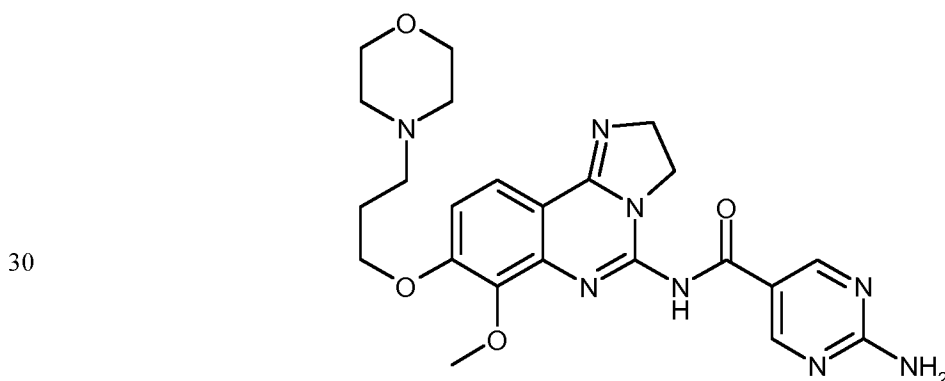
is allowed to react with hydrogen chloride, optionally hydrochloric acid, thereby providing copanlisib dihydrochloride hydrate I.

20

In an embodiment of the first aspect, the present invention relates to a method of preparing copanlisib dihydrochloride hydrate II,

comprising the following step A11 :

25 wherein copanlisib, of formula (10) :



30

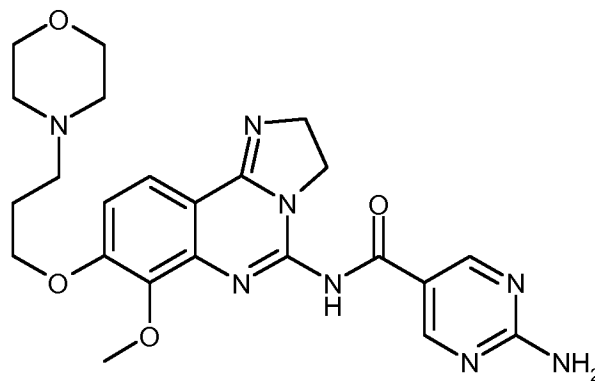
(10)

is allowed to react with hydrogen chloride, optionally hydrochloric acid,
5 thereby providing copanlisib dihydrochloride hydrate II.

In an embodiment of the first aspect, the present invention relates to a method
of preparing copanlisib (10) :

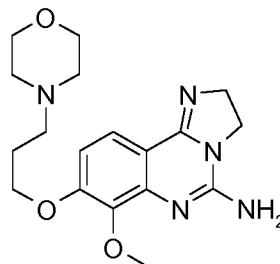
10

15



(10),

20 comprising the following step A9 :
wherein a compound of formula (9) :

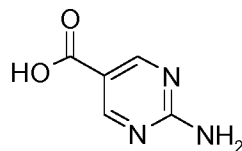


(9)

25

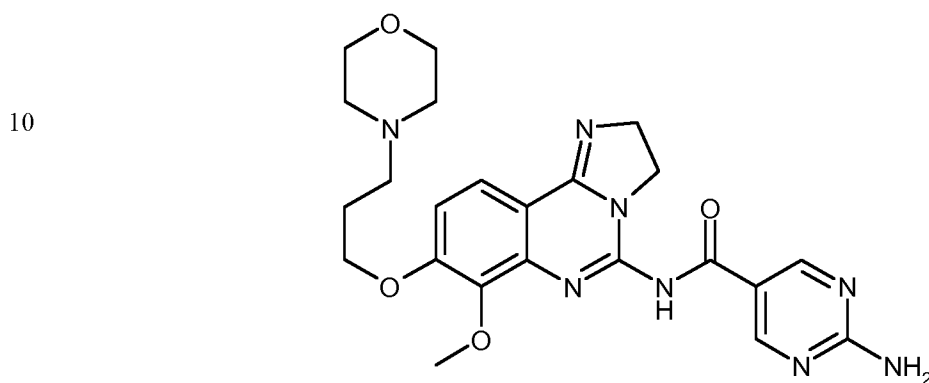
is allowed to react with a compound of formula (9b) :

24



(9b)

optionally in the presence of a catalyst, such as N,N-dimethyl-4-aminopyridine for example, optionally in the presence of a coupling agent, such as N-[3-
5 (dimethylamino)propyl]-N'-ethylcarbodiimide hydrochloride for example, optionally in a solvent, such as N,N-dimethylformamide for example, thereby providing copanlisib (10) :

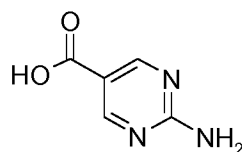


10

15

(10).

In an embodiment of the first aspect, the present invention relates to a method
20 of preparing the above-mentioned compound of formula (9b) :

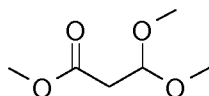


(9b)

25

comprising the following step A10 :
wherein a compound of formula (9a) :

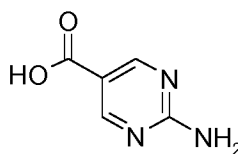
25



(9a)

is :

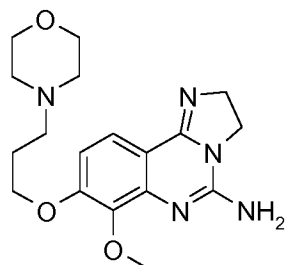
- 5 a) allowed to react with a base, such as sodium methoxide for example, optionally in a solvent, such as 1,4-dioxane for example, with heating, such as under reflux for example, then,
- b) after cooling, such as to room temperature for example, adding methyl formate, then
- 10 c) adding guanidine hydrochloride, followed by heating, such as under reflux for example, then,
- d) adding water and an aqueous solution of a base, such as sodium hydroxide for example, followed by heating, then,
- e) adding an aqueous solution of a mineral acid, such as hydrochloric acid for example,
- 15 f) adding an amine, such as dicyclohexylamine for example, and filter, then
- g) adding an aqueous solution of a strong base, such as sodium hydroxide, then
- h) adding an aqueous solution of a mineral acid, such as hydrochloric acid for example
- 20 thereby providing a compound of formula (9b) :



(9b).

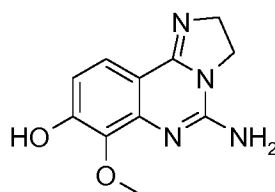
25

In an embodiment of the first aspect, the present invention relates to a method of preparing the above-mentioned compound of formula (9) :



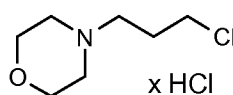
(9)

- 5 comprising the following step A8 :
wherein a compound of formula (8) :



(8),

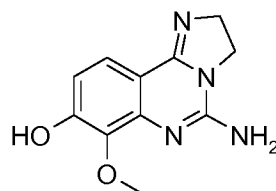
- 10 is allowed to react with a compound of formula (8a) :



(8a)

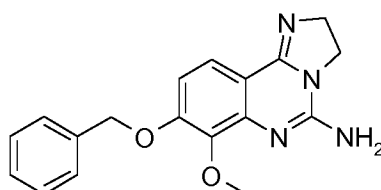
- 15 optionally in the presence of a base, such as potassium carbonate for example,
in a solvent, such as n-butanol for example, optionally with heating, such as
under reflux for example,
thereby providing a compound of formula (9).
- 20 In an embodiment of the first aspect, the present invention relates to a method
of preparing the above-mentioned compound of formula (8) :

27



(8)

- 5 comprising following step A7 :
wherein a compound of formula (7) :

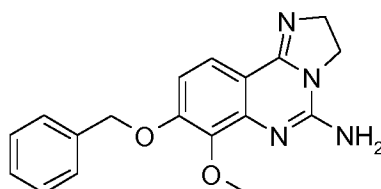


10

(7),

is allowed to react with a reducing agent, such as hydrogen for example, optionally in the presence of a catalyst, such as a metallic catalyst such as palladium on charcoal for example, particularly 5% palladium on charcoal which
15 is water-wetted, optionally dissolved in a solvent or in suspension in a solvent, such as N,N-dimethylformamide for example, optionally in presence of an acid, such as trifluoroacetic acid for example, thereby providing a compound of formula (8).

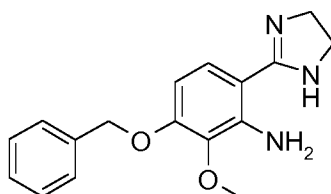
- 20 In an embodiment of the first aspect, the present invention relates to a method of preparing the above-mentioned compound of formula (7) :



(7)

comprising following step A6 :

5 wherein a compound of formula (6) :

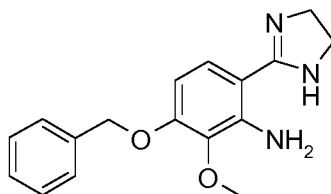


(6)

10 is allowed to react, optionally in the presence of a base, such as triethylamine for example, with an annelating agent, such as cyanogen bromide (also known as bromocyanide) for example, optionally in a solvent, such as acetonitrile or dichloromethane for example, thereby providing a compound of formula (7).

15

In an embodiment of the first aspect, the present invention relates to a method of preparing the above-mentioned compound of formula (6) :



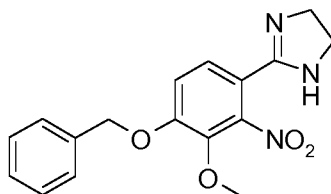
20

(6)

comprising following step A5 :

wherein a compound of formula (5) :

29

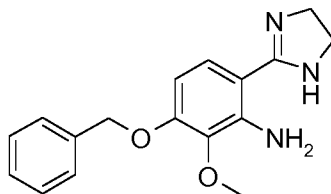


(5)

is allowed to react with a reducing agent, such as hydrogen for example,
5 optionally in the presence of a catalyst, such as a bimetallic catalyst such as
platinum/iron on charcoal for example, particularly 1% Pt/0.2% Fe/C which is
water wetted, optionally dissolved in a solvent or in suspension in a solvent,
such as tetrahydrofuran for example, thereby providing a compound of formula
(6).

10

In a particular embodiment of the first aspect, the present invention relates to a
method of preparing the above-mentioned compound of formula (6) :

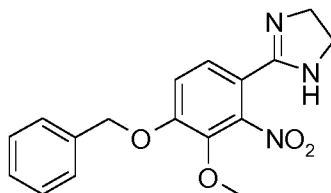


15

(6)

comprising following step A5 :

wherein a compound of formula (5) :

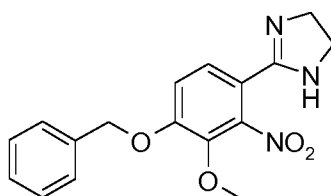


20

(5)

is allowed to react with hydrogen in the presence of a bimetallic catalyst, which is 1% Pt/0.2% Fe/C which is water-wetted, in suspension in tetrahydrofuran, 5 thereby providing a compound of formula (6).

In an embodiment of the first aspect, the present invention relates to a method of preparing the above-mentioned compound of formula (5) :



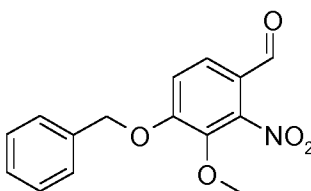
10

(5)

comprising following step A4 :

wherein a compound of formula (4) :

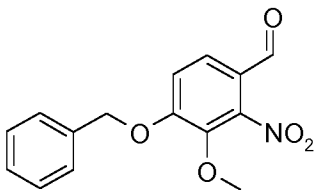
15



(4)

20 is allowed to react with ethylenediamine, optionally in the presence of N-bromosuccinimide, optionally in a solvent mixture, such as methanol and acetonitrile for example, thereby providing a compound of formula (5).

In a particular embodiment of the first aspect, the present invention relates to a method of preparing the above-mentioned compound of formula (4) :

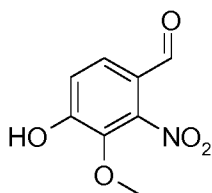


5

(4),

comprising following step A3,
wherein a compound of formula (3) :

10

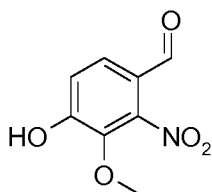


(3),

15 optionally in a solvent, such as N,N-dimethylformamide for example, optionally in the presence of a base, such as potassium carbonate for example, is allowed to react with benzyl bromide, optionally with heating, such as under reflux for example, thereby providing a compound of formula (4).

20

In a particular embodiment of the first aspect, the present invention relates to a method of preparing the above-mentioned compound of formula (3) :

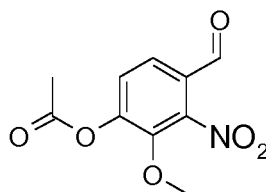


32

(3),

comprising following step A2,

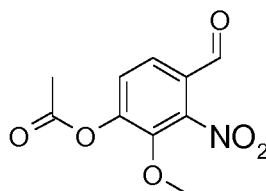
5 wherein a compound of formula (2) :



(2),

10 is allowed to react with a base, such as potassium carbonate for example, in a solvent, such as methanol for example, thereby providing a compound of formula (3).

In a particular embodiment of the first aspect, the present invention relates to a
15 method of preparing the above-mentioned compound of formula (2) :

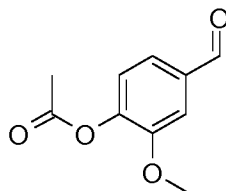


(2),

20

comprising following step A1,

wherein a compound of formula (1) :



(1)

is allowed to react in solution in a solvent, such as dichloromethane for example, with nitric acid and sulphuric acid thereby providing a compound of formula (2).

5

In a further embodiment of the first aspect, the present invention relates to a method of preparing copanlisib (10), or copanlisib dihydrochloride (11), or copanlisib dihydrochloride hydrate I, or copanlisib dihydrochloride hydrate II, wherein each of said steps A1, A2, A3, A4, A5, A6, A7, A8, A9, A10 and A11 as shown in Scheme 3, *supra*, are undergone as described *supra*.

10

In a further embodiment of the first aspect, the present invention relates to a method of preparing copanlisib dihydrochloride (11), which is in the form of copanlisib dihydrochloride hydrate I, as prepared and characterised in the experimental section.

15

In a further embodiment of the first aspect, the present invention relates to copanlisib dihydrochloride hydrate I, as prepared and characterised in the experimental section.

20

In a further embodiment of the first aspect, the present invention relates to copanlisib dihydrochloride hydrate I.

In a further embodiment of the first aspect, the present invention relates to copanlisib dihydrochloride hydrate I having an XRPD peak maximum [$^{\circ}2\theta$] (Copper (Cu)) of 5,6.

25

In a further embodiment of the first aspect, the present invention relates to copanlisib dihydrochloride hydrate I having an XRPD peak maximum [$^{\circ}2\theta$] (Copper (Cu)) of 7.0.

30

In a further embodiment of the first aspect, the present invention relates to copanlisib dihydrochloride hydrate I having an XRPD peak maximum [$^{\circ}2\Theta$] (Copper (Cu)) of 15.4.

- 5 In a further embodiment of the first aspect, the present invention relates to copanlisib dihydrochloride hydrate I having an XRPD peak maximum [$^{\circ}2\Theta$] (Copper (Cu)) of 26.4.

10 In a further embodiment of the first aspect, the present invention relates to copanlisib dihydrochloride hydrate I having an XRPD peak maxima [$^{\circ}2\Theta$] (Copper (Cu)) of 5.6, 7.0, 15.4 and 26.4.

15 In a further embodiment of the first aspect, the present invention relates to a method of preparing copanlisib dihydrochloride (11), which is in the form of copanlisib dihydrochloride hydrate II, as prepared and characterised in the experimental section.

20 In a further embodiment of the first aspect, the present invention relates to copanlisib dihydrochloride hydrate II, as prepared and characterised in the experimental section.

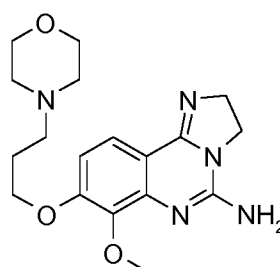
In a further embodiment of the first aspect, the present invention relates to copanlisib dihydrochloride hydrate II.

- 25 In a further embodiment of the first aspect, the present invention relates to copanlisib dihydrochloride hydrate II having an XRPD peak maximum [$^{\circ}2\Theta$] (Copper (Cu)) of 5.7.

30 In a further embodiment of the first aspect, the present invention relates to copanlisib dihydrochloride hydrate II having an XRPD peak maximum [$^{\circ}2\Theta$] (Copper (Cu)) of 7.3.

In a further embodiment of the first aspect, the present invention relates to copanlisib dihydrochloride hydrate II having an XRPD peak maxima [2θ] (Copper (Cu)) of 5.7 and 7.3.

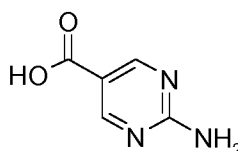
- 5 In accordance with a second aspect, the present invention relates to intermediate compounds which are useful in the preparation of copanlisib (10) and copanlisib dihydrochloride (11), copanlisib dihydrochloride hydrate I and copanlisib dihydrochloride hydrate II.
- 10 In an embodiment of said second aspect, the present invention relates to a compound :



(9).

15

In an embodiment of said second aspect, the present invention relates to a compound :

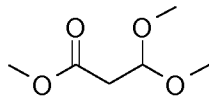


20

(9b).

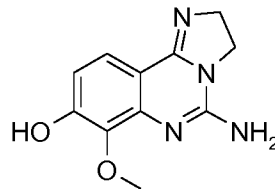
In an embodiment of said second aspect, the present invention relates to a compound :

36



(9a)

In an embodiment of said second aspect, the present invention relates to a compound :

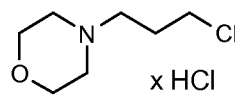


5

(8).

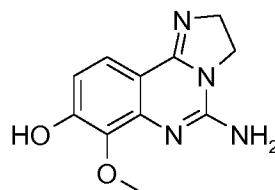
In an embodiment of said second aspect, the present invention relates to a compound :

10



(8a).

15 In an embodiment of said second aspect, the present invention relates to a compound :

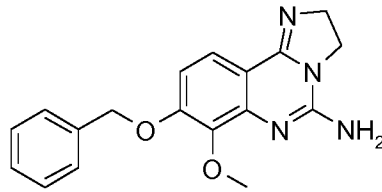


(8).

20

In an embodiment of said second aspect, the present invention relates to a compound :

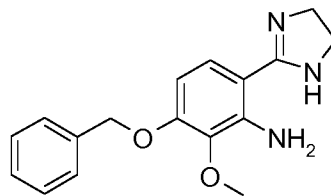
37



(7).

5

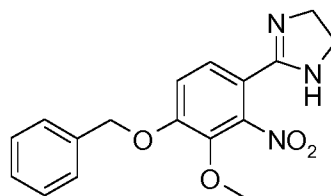
In an embodiment of said second aspect, the present invention relates to a compound :



10

(6).

In an embodiment of said second aspect, the present invention relates to a compound :



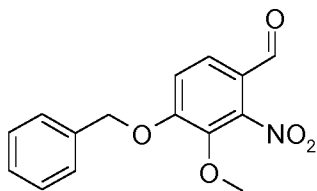
15

(5).

In an embodiment of said second aspect, the present invention relates to a compound :

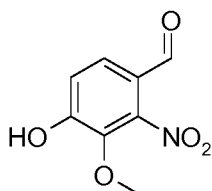
20

38



(4).

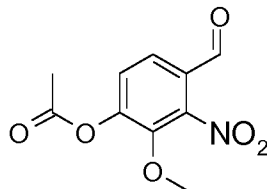
- 5 In an embodiment of said second aspect, the present invention relates to a compound :



(3).

10

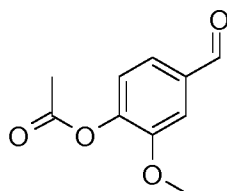
- In an embodiment of said second aspect, the present invention relates to a compound :



15

(2).

- In an embodiment of said second aspect, the present invention relates to a compound :



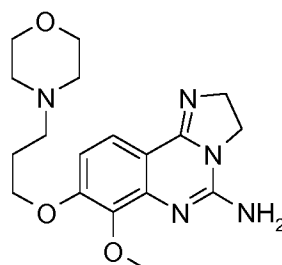
20

(1).

In accordance with a third aspect, the present invention relates to the use of the intermediate compounds of said second aspect for preparing copanlisib (10), copanlisib dihydrochloride (11), copanlisib dihydrochloride hydrate I or copanlisib dihydrochloride hydrate II.

5

In an embodiment of said third aspect, the present invention relates to the use of:



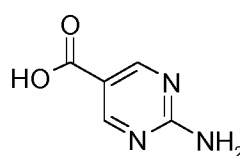
10

(9)

for preparing copanlisib (10) or copanlisib dihydrochloride (11), copanlisib dihydrochloride hydrate I or copanlisib dihydrochloride hydrate II.

In an embodiment of said third aspect, the present invention relates to the use of:

15



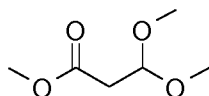
(9b)

for preparing copanlisib (10) or copanlisib dihydrochloride (11), copanlisib dihydrochloride hydrate I or copanlisib dihydrochloride hydrate II.

20

In an embodiment of said third aspect, the present invention relates to the use of:

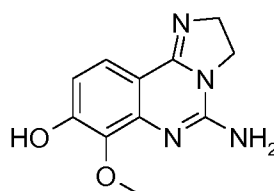
40



(9a)

for preparing copanlisib (10), copanlisib dihydrochloride (11) copanlisib dihydrochloride hydrate I or copanlisib dihydrochloride hydrate II.

- 5 In an embodiment of said third aspect, the present invention relates to the use of:

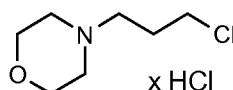


(8)

- for preparing copanlisib (10), copanlisib dihydrochloride (11), copanlisib dihydrochloride hydrate I or copanlisib dihydrochloride hydrate II.

In an embodiment of said third aspect, the present invention relates to the use of:

15



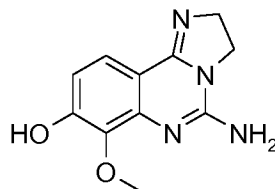
(8a)

for preparing copanlisib (10), copanlisib dihydrochloride (11), copanlisib dihydrochloride hydrate I or copanlisib dihydrochloride hydrate II.

20

In an embodiment of said third aspect, the present invention relates to the use of:

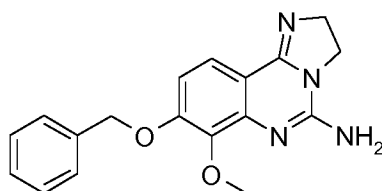
41



(8)

for preparing copanlisib (10), copanlisib dihydrochloride (11) copanlisib
5 dihydrochloride hydrate I or copanlisib dihydrochloride hydrate II.

In an embodiment of said third aspect, the present invention relates to the use
of:



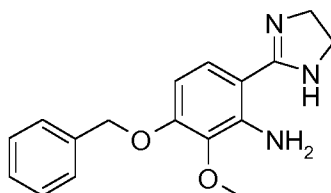
10

(7)

for preparing copanlisib (10), copanlisib dihydrochloride (11), copanlisib
dihydrochloride hydrate I or copanlisib dihydrochloride hydrate II.

15

In an embodiment of said third aspect, the present invention relates to the use
of:

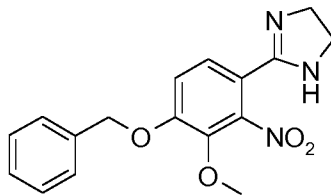


20

(6)

for preparing copanlisib (10), copanlisib dihydrochloride (11), copanlisib
dihydrochloride hydrate I or copanlisib dihydrochloride hydrate II.

In an embodiment of said third aspect, the present invention relates to the use of:



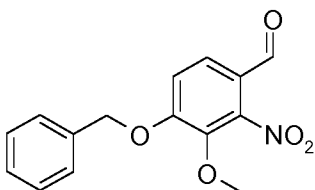
5

(5)

for preparing copanlisib (10), copanlisib dihydrochloride (11) copanlisib dihydrochloride hydrate I or copanlisib dihydrochloride hydrate II.

10

In an embodiment of said third aspect, the present invention relates to the use of:

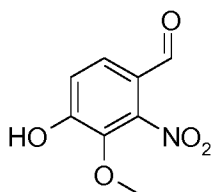


(4)

15

for preparing copanlisib (10), copanlisib dihydrochloride (11), copanlisib dihydrochloride hydrate I or copanlisib dihydrochloride hydrate II.

In an embodiment of said third aspect, the present invention relates to the use of:

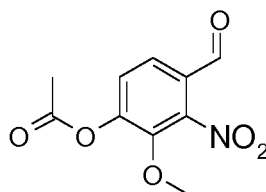


20

(3)

for preparing copanlisib (10), copanlisib dihydrochloride (11), copanlisib dihydrochloride hydrate I or copanlisib dihydrochloride hydrate II.

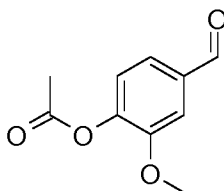
5 In an embodiment of said third aspect, the present invention relates to the use of:



(2)

10 for preparing copanlisib (10), copanlisib dihydrochloride (11), copanlisib dihydrochloride hydrate I or copanlisib dihydrochloride hydrate II.

In an embodiment of said third aspect, the present invention relates to the use of:



(1)

15

for preparing copanlisib (10), copanlisib dihydrochloride (11), copanlisib dihydrochloride hydrate I or copanlisib dihydrochloride hydrate II.

20 Within the context of the present invention the term “solvent”, as optionally present in any reaction step of the method of the invention, is understood, as is by the person skilled in the art, as meaning any substance in which other materials dissolve to form a solution, such as, without being limited to : a polar solvent, such as a polar protic solvent, such as water, n-butanol, isopropanol, n-propanol,
25 ethanol, methanol, or formic acid or acetic acid, etc., for example ; a polar aprotic solvent, such as 1,4-dioxane, tetrahydrofuran, 1,2-dimethoxyethane, acetone,

acetonitrile, dimethylformamide, sulfolane, pyridine or dimethylsulphoxide, etc., for example ; or a non-polar solvents, such as pentane, hexane, benzene, toluene, diethyl ether, methyl ethyl ketone, dichloromethane, chloroform, tetrachloromethane, ethyl acetate, etc., for example ; or any mixture of the solvents listed above.

5

It is understood that any combination of the definitions given in the above-mentioned embodiments is possible within the context of the present invention.

The invention will be better understood upon reading the Examples below,
10 which are provided as an illustration of the present invention. The Examples below in no way whatsoever constitute a limitation of the present invention as described in the present text and as defined in the claims appended hereto.

EXPERIMENTAL SECTION**Abbreviations used :**

5

The following abbreviations used in the Examples have the following meanings:

	1H-NMR	proton nuclear magnetic resonance spectroscopy (chemical shifts (δ) are given in ppm)
10	Ac	acetyl
	Boc	tert-butyloxycarbonyl
	bm	broad multiplet
	br	broad
	bs	broad singlet
15	c-	cyclo-
	d	doublet
	dd	doublet of doublets
	DCM	dichloromethane
	DME	1,2-dimethoxyethane
20	DIPE	diisopropylether
	DIPEAN	N,N-diisopropylethylamine
	DMF	N,N-dimethylformamide
	DMSO	dimethyl sulfoxide
	EDCI	N-[3-(dimethylamino)propyl]-N'-ethylcarbodiimide hydrochloride
25	Eq	equivalent
	ESI	electrospray ionisation
	HATU	N-[(dimethylamino)(3H-[1,2,3]triazolo[4,5-b]pyridin-3-yloxy)-methylene]-N-methylmethanaminium hexafluorophosphate
	Hünig Base	N,N-diisopropylethylamine
30	m	multiplet
	m.p.	melting point in °C
	MS	mass spectrometry

- MTBE *tert*-butyl methyl ether
- MW molecular weight
- NaOtBu sodium *tert*-butoxide; sodium 2-methylpropan-2-olate
- NMP N-methylpyrrolidinone
- 5 NMR nuclear magnetic resonance spectroscopy: chemical shifts (δ) are given in ppm.
- q quartet
- quin quintett
- Rac racemic
- 10 Rt room temperature
- r.t. room temperature
- RT retention time in minutes
- s singlet
- t triplet
- 15 TBAF tetrabutylammoniumfluoride
- TBTU N-[(1H-benzotriazol-1-yloxy)(dimethylamino)methylene]-N-methylmethanaminium tetrafluoroborate
- TEA triethylamine
- TFA trifluoroacetic acid
- 20 THF tetrahydrofuran
- TMS trimethylsilyl
- Ts *para* toluenesulfonyl; (tosyl)
- UPLC ultra performance liquid chromatography

EXAMPLES

Example 1 : Step A1 : Preparation of 4-acetoxy-3-methoxy-2-

5 nitrobenzaldehyde (2)

3.94 kg of nitric acid (65 w%) were added to 5.87 kg of concentrated sulfuric acid at 0°C (nitrating acid). 1.5 kg of vanillin acetate were dissolved in 2.9 kg of dichloromethane (vanillin acetate solution). Both solutions reacted in a micro reactor with flow rates of app. 8.0 mL/min (nitrating acid) and app. 4.0 mL/min
10 (vanillin acetate solution) at 5°C. The reaction mixture was directly dosed into 8 kg of water at 3°C. After 3h flow rates were increased to 10 mL/min (nitrating acid) and 5.0 mL/min (vanillin acetate solution). After additional 9 h the flow reaction was completed. The layers were separated at r.t., and the aqueous
15 phase was extracted with 2 L of dichloromethane. The combined organic phases were washed with 2 L of saturated sodium bicarbonate, and then 0.8 L of water. The dichloromethane solution was concentrated in vacuum to app. 3 L, 3.9 L of methanol were added and app. the same volume was removed by distillation again. Additional 3.9 L of methanol were added, and the solution
20 concentrated to a volume of app. 3.5 L. This solution of 4-acetoxy-3-methoxy-2-nitrobenzaldehyde (2) was directly used in the next step.

Example 2 : Step A2 : Preparation of 4-hydroxy -3-methoxy-2- **25 nitrobenzaldehyde (2-nitro-vanillin) (3)**

To the solution of 4-acetoxy-3-methoxy-2-nitrobenzaldehyde (2) prepared as described in example 1 (see above) 1.25 kg of methanol were added, followed by 2.26 kg of potassium carbonate. The mixture was stirred at 30°C for 3h. 7.3 kg of dichloromethane and 12.8 kg of aqueous hydrochloric acid (10 w%) were
30 added at < 30°C (pH 0.5 - 1). The mixture was stirred for 15 min, and the layers were separated. The organic layer was filtered, and the filter cake washed with 0.5 L of dichloromethane. The aqueous layer was extracted twice with 4.1 kg of

dichloromethane. The combined organic layers were concentrated in vacuum to app. 4 L. 3.41 kg of toluene were added, and the mixture concentrated to a final volume of app. 4 L. The mixture was cooled to 0°C. After 90 min the suspension was filtered. The collected solids were washed with cold toluene and dried to
5 give 0.95 kg (62 %).

¹H-NMR (400 MHz, d₆-DMSO): δ =3.84 (s, 3H), 7.23 (d, 1H), 7.73 (d, 1H), 9.74 (s, 1H), 11.82 (brs, 1H).

NMR spectrum also contains signals of regioisomer 6-nitrovanillin (app. 10%):
10 δ = 3.95 (s, 3H), 7.37 (s, 1H), 7.51 (s, 1H), 10.16 (s, 1H), 11.11 (brs, 1H).

Example 3 : Step A3 : Preparation of 4-(benzyloxy)-3-methoxy-2-nitrobenzaldehyde (4) :

15 10 g of **3** were dissolved in 45 mL DMF at 25 °C. This solution was charged with 14 g potassium carbonate and the temperature did rise to app. 30 °C. Into this suspension 7.1 mL benzyl bromide was dosed in 15minutes at a temperature of 30 °C. The reaction mixture was stirred for 2 hours to complete the reaction. After cooling to 25 °C 125 mL water was added. The suspension was filtered,
20 washed twice with 50 mL water and once with water / methanol (10 mL / 10 mL) and dried at 40 °C under reduced pressure. In this way 14.2 g (97% yield) of **4** were obtained as a yellowish solid.

¹H-NMR (500 MHz, d₆-DMSO): 3.86 (s, 3H); 5.38 (s, 2 H); 7.45 (m, 5H); 7.62
25 (d, 2H); 7.91 (d, 2H); 9.81 (s, 1H).

Example 4a : Step A4 : 2-[4-(benzyloxy)-3-methoxy-2-nitrophenyl]-4,5-dihydro-1H-imidazole (5) : Method A

30 10 g of **4** were dissolved in 100 mL methanol and 2.5 g ethylenediamine were added at 20-25 °C. The reaction mixture was stirred at this temperature for one hour, cooled to 0°C and a solution of N- bromosuccinimide (8.1 g) in 60 mL

acetonitrile was added. Stirring was continued for 1.5 h and the reaction mixture was warmed to 20 °C and stirred for another 60 minutes. The reaction was quenched with a solution of 8.6 g NaHCO₃ and 2.2 g Na₂SO₃ in 100 mL water. After 10 minutes 230 mL water was added, the product was filtered, washed
5 with 40 mL water and dried at 40 °C under reduced pressure. In this way 8.9 g (78% yield) of **5** was obtained as a white solid.

1H-NMR (500 MHz, d₆-DMSO): 3.31 (s, 4H); 3.83 (s, 3H); 5.29 (s, 2 H); 6.88 (s, 1 H); 7.37 (t, 1H); 7.43 (m, 3H); 7.50 (m, 3H).

10

Example 4b : Step A4 : 2-[4-(benzyloxy)-3-methoxy-2-nitrophenyl]-4,5-dihydro-1H-imidazole (5) : Method B

28.7 kg of compound **4** were dissolved in 231 kg dichloromethane at 20 °C and
15 8.2 kg ethylenediamine were added. After stirring for 60 minutes N-bromosuccinimide was added in 4 portions (4 x 5.8 kg) controlling that the temperature did not exceed 25°C. When the addition was completed stirring was continued for 90 minutes at 22 °C. To the reaction mixture 9 kg potassium carbonate in 39 kg water was added and the layers were separated. From the
20 organic layer 150 kg of solvent was removed via distillation and 67 kg toluene was added. Another 50 kg solvent was removed under reduced pressure and 40 kg toluene was added. After stirring for 30 minutes at 35-45 °C the reaction was cooled to 20 °C and the product was isolated via filtration. The product was washed with toluene (19 kg), dried under reduced pressure and 26.6 kg (81%
25 yield) of a brown product was obtained.

Example 5 : Step A5 : 3-(benzyloxy)-6-(4,5-dihydro-1H-imidazol-2-yl)-2-methoxyaniline (6) :

30 8.6 g of compound **5** were suspended in 55 mL THF and 1.4 g of 1%Pt/0.2% Fe/C in 4 mL water was added. The mixture was heated to 45 °C and hydrogenated at 3 bar hydrogen pressure for 30 minutes. The catalyst was

filtered off and washed two times with THF. THF was removed via distillation and 65 mL isopropanol/water 1/1 were added to the reaction mixture. The solvent remaining THF was removed via distillation and 86 mL isopropanol/water 1/1 was added. The suspension was stirred for one hour,
5 filtered, washed twice with isopropanol/water 1/1 and dried under reduced pressure to yield 7.8g (99% yield) of a white solid.

1H-NMR (500 MHz, d6-DMSO): 3.26 (t, 2H); 3.68 (s, 3H); 3.82 (t, 2H); 5.13 (s, 2 H); 6.35 (d, 1 H); 6.70 (s, 1 H); 6.93 (bs, 2 H); 7.17 (d, 1 H); 7.33 (t, 1H); 7.40
10 (t, 2H); 7.45 (d, 2H).

Example 6a : Step A6 : 8-(benzyloxy)-7-methoxy-2,3-dihydroimidazo[1,2-c]quinazolin-5-amine (7) : Method A

15 10 g of **6** were suspended in 65 mL acetonitrile and 6.1 mL triethylamine were added. At 5-10 °C 8.4 mL bromocyanide 50% in acetonitrile were added over one hour and stirring was continued for one hour. 86 mL 2% NaOH were added and the reaction mixture was heated to 45 °C and stirred for one hour. The suspension was cool to 10 °C, filtered and washed with water/acetone 80/20. To
20 further improve the quality of the material the wet product was stirred in 50 mL toluene at 20-25 °C. The product was filtered off, washed with toluene and dried under reduced pressure. In this way 8.8 g (81% yield) of **7** was isolated as a white solid.

1H-NMR (500 MHz, d6-DMSO): 3.73 (s, 3H); 3.87 (m, 4H); 5.14 (s, 2 H); 6.65
25 (bs, 2 H); 6.78 (d, 1 H); 7.33 (m, 1 H); 7.40 (m, 3 H); 7.46 (m, 2H).

Example 6b : Step A6 : 8-(benzyloxy)-7-methoxy-2,3-dihydroimidazo[1,2-c]quinazolin-5-amine (8) : Method B

30 20 kg of compound **6** were dissolved in 218 kg dichloromethane at 20 °C and the mixture was cooled to 5 °C. At this temperature 23.2 kg triethylamine was dosed in 15 minutes and subsequently 25.2 kg bromocyanide (3 M in

dichloromethane) was dosed in 60 minutes to the reaction mixture. After stirring for one hour at 22 °C the reaction was concentrated and 188 kg of solvent were removed under reduced pressure. Acetone (40 kg) and water (50 kg) were added and another 100 kg of solvent were removed via distillation. Acetone (40 kg) and water (150 kg) were added and stirring was continued for 30 minutes at 36°C. After cooling to 2 °C the suspension was stirred for 30 minutes, isolated, washed with 80 kg of cold water and dried under reduced pressure. With this procedure 20.7 kg (95% yield) of an off-white product was obtained.

10 **Example 7a : Step A7 : Method A: preparation of 5-amino-7-methoxy-2,3-dihydroimidazo[1,2-c]quinazolin-8-ol (8) :**

A mixture of 2 kg of 8-(benzyloxy)-7-methoxy-2,3-dihydroimidazo[1,2-c]quinazolin-5-amine, 203 g of 5% Palladium on charcoal (50% water wetted) and 31.8 kg of N,N-dimethylformamide was stirred at 60°C under 3 bar of hydrogen for 18 h. The mixture was filtered, and the residue was washed with 7.5 kg of N,N-dimethylformamide. The filtrate (38.2 kg) was concentrated in vacuum (ap. 27 L of distillate collected and discarded). The remaining mixture was cooled from 50°C to 22°C within 1h, during this cooling phase 14.4 kg of water were added within 30 min. The resulting suspension was stirred at 22°C for 1h and then filtered. The collected solids were washed with water and dried in vacuum to yield 0.94 kg (65 %).

¹H-NMR (400 MHz, d₆-DMSO): δ = 3.72 (s, 3H), 3.85 (m, 4H), 6.47 (d, 1H), 6.59 (bs, 1H), 7.29 (d, 1H), 9.30 (bs, 1H).

Example 7b : Step A7 Method B : preparation of 5-amino-7-methoxy-2,3-dihydroimidazo[1,2-c]quinazolin-8-ol (8) :

30 222.8 g of trifluoroacetic acid were added to a mixture of 600 g of 8-(benzyloxy)-7-methoxy-2,3-dihydroimidazo[1,2-c]quinazolin-5-amine and 2850 g of DMF. 18 g of 5% Palladium on charcoal (50% water wetted) were added. The mixture

was stirred at under 3 bar of hydrogen overnight. The catalyst was removed by filtration and washed with 570 g of DMF. The filtrate was concentrated in vacuum (432 g of distillate collected and discarded). 4095 ml of 0.5 M aqueous sodium hydroxide solution was added within 2 hours. The resulting suspension
5 was stirred overnight. The product was isolated using a centrifuge. The collected solids were washed with water. The isolated material (480.2g; containing app. 25 w% water) can be directly used in the next step (example 8b).

10 **Example 8a : Step A8 : Method A : preparation of 7-methoxy-8-[3-(morpholin-4-yl)propoxy]-2,3-dihydroimidazo[1,2-c]quinazolin-5-amine (9) :**
2.5 kg of potassium carbonate were added to a mixture of 1.4 kg of 5-amino-7-methoxy-2,3-dihydroimidazo[1,2-c]quinazolin-8-ol, 14 L of n-butanol, 1.4 L of N,N-dimethylformamide and 1.4 L of water. 1.57 kg of 4-(3-
15 chloropropyl)morpholine hydrochloride were added. The resulting suspension was heated to 90°C and stirred at this temperature for 5 h. The mixture was cooled to r.t.. At 50°C 8.4 kg of water were added. The mixture was stirred at r.t. for 15 min. After phase separation the aqueous phase was extracted with 12 L of n-butanol. The combined organic phases were concentrated in vacuum to a
20 volume of ap. 11 L. 10.7 L of *tert*-butyl methyl ether were added at 50°C. The resulting mixture was cooled within 2 h to 0°C and stirred at this temperature for 1h. The suspension was filtered, and the collected solids were washed with *tert*-butyl methyl ether and dried to give 1.85 kg (86 %).

The isolated 1.85 kg were combined with additional 0.85 kg of material
25 produced according to the same process. 10.8 L of water were added and the mixture heated up to 60°C. The mixture was stirred at this temperature for 10 min, then cooled to 45°C within 30 min and then to 0°C within 1h. The suspension was stirred at 0°C for 2 h and then filtered. The solids were washed with cold water and dried to yield 2.5 kg.

¹H-NMR (400 MHz, d₆-DMSO): δ = 1.88 (m, 4H), 2.36 (m, 4H), 2.44 (t, 2H), 3.57 (m, 4H), 3.70 (s, 3H), 3.88 (m, 4H), 4.04 (t, 2H), 6.63 (s, 2H), 6.69 (d, 1H), 7.41 (d, 1H).

HPLC: stationary phase: Kinetex C18 (150 mm, 3.0 mm ID, 2.6 μm particle size): mobile phase A: 0.5 mL trifluoro acetic acid / 1 L water; mobile phase B: 0.5 mL trifluoro acetic acid / L acetonitrile; UV detection at 256 nm; oven temperature: 40°C; injection volume: 2.0 μL; flow 1.0 mL/min; linear gradient in 4 steps: 0% B -> 6% B (20 min), 6 % B -> 16% B (5 min), 16% B -> 28 % B (5 min), 28 % B -> 80 % B (4 min), 4 minutes holding time at 80% B; purity: >99,5 % (Rt=11.0 min), relevant potential by-products: degradation product 1 at RRT (relative retention time) of 0.60 (6.6 min) typically <0.05 %, 5-amino-7-methoxy-2,3-dihydroimidazo[1,2-c]quinazolin-8-ol RRT 0.71 (7.8 min): typically <0.05 %, degradation product 2 RRT 1.31 (14.4 min): typically <0.05 %, 7-methoxy-5-[[3-(morpholin-4-yl)propyl]amino]-2,3-dihydroimidazo[1,2-c]quinazolin-8-ol RRT 1.39 (15.3 min): typically <0.05 %, 9-methoxy-8-[3-(morpholin-4-yl)propoxy]-2,3-dihydroimidazo[1,2-c]quinazolin-5-amine RRT 1.43 (15.7 min): typically <0.05 %, degradation product 3 RRT 1.49 (16.4 min): typically <0.05 %, 7-methoxy-8-[3-(morpholin-4-yl)propoxy]-N-[3-(morpholin-4-yl)propyl]-2,3-dihydroimidazo[1,2-c]quinazolin-5-amine RRT 1.51 (16.7 min): typically <0.10 %, 8-(benzyloxy)-7-methoxy-2,3-dihydroimidazo[1,2-c]quinazolin-5-amine RRT 2.56 (28.2 min): typically <0.05 %, 8-(benzyloxy)-7-methoxy-N-[3-(morpholin-4-yl)propyl]-2,3-dihydroimidazo[1,2-c]quinazolin-5-amine RRT 2.59 (28.5 min): typically <0.05 %.

Example 8b: : Step A8 (Method B): preparation of 7-methoxy-8-[3-(morpholin-4-yl)propoxy]-2,3-dihydroimidazo[1,2-c]quinazolin-5-amine (9) : 13.53 g of 5-amino-7-methoxy-2,3-dihydroimidazo[1,2-c]quinazolin-8-ol (containing app. 26 w% of water) were suspended in 110 g of n-butanol. The mixture was concentrated in vacuum (13.5 g of distillate collected and discarded). 17.9 g of potassium carbonate and 11.2 g of 4-(3-chloropropyl)morpholine hydrochloride were added. The resulting mixture was heated to 90°C and stirred at this temperature for 4 hours. The reaction mixture

was cooled to to 50°C, and 70 g of water were added. The layers were separated. The organic layer was concentrated in vacuum (54 g of distillate collected and discard). 90 g of *tert*-butyl methyl ether were added at 65°C. The resulting mixture was cooled to 0°C. The mixture was filtered, and the collected
5 solids washed with *tert*-butyl methyl ether and then dried in vacuum to yield 13.4 g (86%).

13.1 g of the isolated material were suspended in 65.7 g of water. The mixture was heated to 60°C. The resulting solution was slowly cooled to 0°C. The precipitated solids were isolated by filtration, washed with water and dried in
10 vacuum to yield 12.0 g (92%).

Example 9: Step A10 :Preparation of 2-aminopyrimidine-5-carboxylic acid (9b)

15 1 kg of methyl 3,3-dimethoxypropanoate was dissolved in 7 L of 1,4-dioxane. 1.58 kg of sodium methoxide solution (30 w% in methanol) were added. The mixture was heated to reflux, and ap. 4.9 kg of distillate were removed. The resulting suspension was cooled to r.t., and 0.5 kg of methyl formate was added. The reaction mixture was stirred overnight, then 0.71 kg of guanidine
20 hydrochloride was added, and the reaction mixture was stirred at r.t. for 2 h. The reaction mixture was then heated to reflux, and stirred for 2 h. 13.5 L of water were added, followed by 0.72 kg of aqueous sodium hydroxide solution (45 w%). The reaction mixture was heated at reflux for additional 0.5 h, and then cooled to 50°C. 0.92 kg of aqueous hydrochloric acid (25 w%) were added
25 until pH 6 was reached. Seeding crystals were added, and additional 0.84 kg of aqueous hydrochloric acid (25 w%) were added at 50°C until pH 2 was reached. The mixture was cooled to 20°C and stirred overnight. The suspension was filtered, the collected solids washed twice with water, then twice with methanol, yielding 0.61 kg (65%).

30 Four batches produced according to the above procedure were combined (total 2.42 kg). 12 L of ethanol were added, and the resulting suspension was stirred

at r.t. for 2.5 h. The mixture was filtered. The collected solids were washed with ethanol and dried in vacuum to yield 2.38 kg.

To 800 g of this material 2.5 L of dichloromethane and 4 L of water were added, followed by 1375 mL of dicyclohexylamine. The mixture was stirred for 30 min.

5 at r.t. and filtered. The collected solids are discarded. The phases of the filtrate are separated, and the organic phase was discarded. 345 mL of aqueous sodium hydroxide solution (45 w%) were added to the aqueous phase. The aqueous phase was extracted with 2.5 L of ethyl acetate. The phases were separated and the organic phase discarded. The pH value of the aqueous
10 phase was adjusted to pH 2 using app. 500 mL of hydrochloric acid (37 w%). The mixture was filtered, and the collected solids were washed with water and dried, yielding 405 g.

The 405 g were combined with a second batch of comparable quality (152 g). 2 L of ethyl acetate and 6 L of water were added, followed by 480 mL of aqueous
15 sodium hydroxide solution (45 w%). The mixture was stirred at r.t. for 30 min.. The phases were separated. The pH of the aqueous phase was adjusted to pH 2 with ap. 770 mL of aqueous hydrochloric acid (37 w%). The mixture was filtered, and the collected solids washed with water and dried to yield 535 g.

20 ¹H-NMR (400 MHz, d₆-DMSO): δ = 7.46 (bs, 2H); 8.66 (s, 2H), 12.72 (bs, 1H).

Example 10 : Step A9 : preparation of copanlisib (10)

A mixture of 1250 g of 7-methoxy-8-[3-(morpholin-4-yl)propoxy]-2,3-dihydro-
25 imidazo[1,2-c]quinazolin-5-amine, 20.3 kg of N,N-dimethylformamide, 531 g of 2-aminopyrimidine-5-carboxylic acid, 425 g of N,N-dimethylaminopyridine and 1000 g of N-[3-(dimethylamino)propyl]-N'-ethylcarbodiimide hydrochloride was stirred at r.t. for 17 h. The reaction mixture was filtered. The collected solids were washed with N,N-dimethylformamide, then ethanol, and dried at 50°C
30 to yield 1.6 kg (96%). The isolated material was directly converted into the dihydrochloride.

Example 11 : Step A11 : preparation of copanlisib dihydrochloride (11)

To a mixture of 1.6 kg of copanlisib and 4.8 kg of water were added 684 g of aqueous hydrochloric acid (32 w%) while maintaining the temperature between 20 to 25°C until a pH of 3 to 4 was reached. The resulting mixture was stirred for 10 min, and the pH was checked (pH 3.5). The mixture was filtered, and the filter cake was washed with 0.36 kg of water. 109 g of aqueous hydrochloric acid were added to the filtrate until the pH was 1.8 to 2.0. The mixture was stirred for 30 min and the pH was checked (pH 1.9). 7.6 kg of ethanol were slowly added within 5 h at 20 to 25°C, dosing was paused after 20 min for 1 h when crystallization started. After completed addition of ethanol the resulting suspension was stirred for 1h. The suspension was filtered. The collected solids was washed with ethanol-water mixtures and finally ethanol, and then dried in vacuum to give 1.57 kg of copansilib dihydrochloride (85 %).

15

¹H-NMR (400 MHz, d₆-DMSO): δ = 2.32 (m, 2H), 3.11 (m, 2H), 3.29 (m, 2H), 3.47 (m, 2H), 3.84 (m, 2H), 3.96 (m, 2H), 4.01 (s, 3H), 4.19 (t, 2H), 4.37 (t, 2H), 4.48 (t, 2H), 7.40 (d, 1H), 7.53 (bs, 2H), 8.26 (d, 1H), 8.97 (s, 2H), 11.28 (bs, 1H), 12.75 (bs, 1H), 13.41 (bs, 1H).

20

HPLC: stationary phase: Kinetex C18 (150 mm, 3.0 mm ID, 2.6 μm particle size); mobile phase A: 2.0 mL trifluoro acetic acid / 1 L water; mobile phase B: 2.0 mL trifluoro acetic acid / L acetonitrile; UV detection at 254 nm switch after 1 minute to 282 nm; oven temperature: 60°C; injection volume: 2.0 μL; flow 1.7 mL/min; linear gradient after 1 minute isocratic run in 2 steps: 0% B -> 18% B (9 min), 18 % B -> 80% B (2.5 min), 2.5 minutes holding time at 80% B; purity: >99.8% (Rt=6.1 min), relevant potential by-products: 2-Aminopyrimidine-5-carboxylic acid at RRT (relative retention time) of 0.10 (0.6 min) typically <0.01 %, 4-dimethylaminopyrimidine RRT 0.26 (1.6 min): typically <0.01 %, 7-methoxy-8-[3-(morpholin-4-yl)propoxy]-2,3-dihydroimidazo[1,2-c]quinazolin-5-amine RRT 0.40 (2.4 min): typically <0.03 %, by-product 1 RRT 0.93 (5.7 min): typically <0.05 %, by-product 6 RRT 1.04 (6.4 min): typically <0.05 %, 2-amino-

30

N-{3-(2-aminoethyl)-8-methoxy-7-[3-(morpholin-4-yl)propoxy]-4-oxo-3,4-dihydroquinazolin-2-yl}pyrimidine-5-carboxamide RRT 1.12 (6.9 min): typically <0.10 %, 5-[[2-aminopyrimidin-5-yl]carbonyl]amino}-7-methoxy-2,3-dihydroimidazo[1,2-c]quinazolin-8-yl 2-aminopyrimidine-5-carboxylate RRT 1.41 (8.6 min): typically <0.01 %.

Example 12 : Step A11 : further example of preparation of copanlisib dihydrochloride (11)

99 ml of hydrochloric acid (37 w%) were added to a mixture of 300 g of copanlisib and 1450 ml of water at 24 – 30°C, and stirred at 30°C for 10 min. The mixture was filtered and the filter residue washed twice with 25 mL of water. 6.0 L of ethanol were added to the filtrate at room temperature within 18 minutes. The resulting suspension was heated up to 76 °C and stirred at 76 – 78°C for 1 hour. The mixture was cooled to 22°C, and stirred for one hour at this temperature. The suspension was filtered, and the collected solids were washed with a mixture of 120 ml water and 480 ml of ethanol. The suspension was filtered, and the collected crystals were dried at 40°C in vacuum to yield 295 g of copanlisib dihydrochloride as hydrate II.

20

Water (Karl-Fisher): 7.9 %

Chloride (ion chromatography): 11.7 %

XRPD: Hydrate II

25

Measurement Conditions:

Scan Axis	2 θ - ω
Start Position [°2 θ]	2,0000
End Position [°2 θ]	37,9900
K-Alpha1 [Å]	1,54060
Generator Settings	35 mA, 45 kV
Diffractometer Type	Transmission diffractometer
Incident Beam Monochromator	Yes
Spinning	No

The X-ray diffractogram is given in Figure 1

Example 13 : Step A11 : further example of preparation of copanlisib dihydrochloride (11)

5

9.10 g of hydrochloric acid (25 w%) were added to a mixture of 15 g of copanlisib in 37.5 g of water. The mixture was stirred for 10 minutes, and the filtered. The filter residue was washed with 7.0 g of water. The filtrate was added to 70.6 g of ethanol at 40°C within one hour. Additional 2.0 g of water were used to rinse the addition equipment. The resulting suspension was cooled to 23°C within one hour and stirred at this temperature for 1 hour. The suspension was filtered, and the collected crystals were washed with twice with a mixture of 17.9 g of ethanol and 7.5 g of water, and then air dried to give 17.0 g of copanlisib dihydrochloride as hydrate II.

15

Purity by HPLC: 99.9%, <0.06% 2-amino-N-{3-(2-aminoethyl)-8-methoxy-7-[3-(morpholin-4-yl)propoxy]-4-oxo-3,4-dihydroquinazolin-2-yl}pyrimidine-5-carboxamide

Loss on drying (120°C, 30 minutes): 12.9 w%

20

Ethanol (headspace-GC): < 0.1 %

XRPD: Hydrate II

Measurement Conditions:

25

Comment	Configuration=Reflection-Transmission Spinner Stage,
Scan Axis	Gonio
Start Position [°2θ]	2,0066
End Position [°2θ]	37,9906
30 Anode Material	Cu
K-Alpha1 [Å]	1,54060
K-Alpha2 [Å]	1,54443
K-Beta [Å]	1,39225
K-A2 / K-A1 Ratio	0,50000
35 Generator Settings	40 mA, 40 kV
Incident Beam Monochromator	focusing x-ray mirror
Spinning	Yes

40

The X-ray diffractogram is given in Figure 2.

Example 14 : Step A11 : further example of preparation of copanlisib dihydrochloride (11)

5

17 g of copanlisib dihydrochloride were dissolved in 66 g of water. The clear solution was added to 127.5 g of ethanol at 40°C within 1 hour. The addition equipment was rinsed with 2 g of water. The mixture stirred at 40°C for 30 minutes, and then cooled to 0°C within 3 hours. The suspension was filtered.

10

The collected crystals were washed three times with 20 ml of a 3:1-ethanol : water-mixture (v/v), and then air dried to give 15.8 g of copanlisib dihydrochloride as hydrate II.

Purity by HPLC: 99.9 %, 0.06% 2-amino-N-{3-(2-aminoethyl)-8-methoxy-7-[3-(morpholin-4-yl)propoxy]-4-oxo-3,4-dihydroquinazolin-2-yl}pyrimidine-5-carboxamide

Loss of mass (thermogravimetric analysis): 12.3 w%

Water (Karl-Fisher): 12.0 w%

Ethanol (headspace-GC): < 0.1 %

20

XRPD: Hydrate II

Measurement Conditions:

25	Comment	Scan 2-80 Trans (STOE-sheet metal cuvette)
	Scan Axis	Gonio
	Start Position [°2θ]	2,0066
	End Position [°2θ]	37,9906
	Anode Material	Cu
30	K-Alpha1 [Å]	1,54060
	K-Alpha2 [Å]	1,54443
	K-Beta [Å]	1,39225
	K-A2 / K-A1 Ratio	0,50000
	Generator Settings	40 mA, 40 kV
35	Incident Beam Monochromator	focusing x-ray mirror
	Spinning	Yes

The X-ray diffractogram is given in Figure 3

40

Example 15 : Step A11 : further example of preparation of copanlisib dihydrochloride (11)

7.3 g of hydrochloric acid were added to a mixture of 12 g of copanlisib and 33
 5 g of water at maximum 30°C. The resulting mixture was stirred at 25°C for 15
 min, and the filtered. The filter residue was washed with 6 g of water. 11.5 g of
 ethanol were added to the filtrate at 23°C within 1 hour. After the addition was
 completed the mixture was stirred for 1 hour at 23°C. Additional 59 g of ethanol
 were added to the mixture with 3 hours. After the addition was completed the
 10 mixture was stirred at 23°C for 1 hour. The resulting suspension was filtered.
 The collected crystals were washed three times with a mixture of 11.9 g of
 ethanol and 5.0 g of water and the air dried to give 14.2 g of copanlisib
 dihydrochloride as hydrate I.

15 Purity by HPLC: > 99.8%; < 0.05% 2-amino-N-{3-(2-aminoethyl)-8-methoxy-7-
 [3-(morpholin-4-yl)propoxy]-4-oxo-3,4-dihydroquinazolin-2-yl}pyrimidine-5-
 carboxamide

Loss of mass (thermogravimetric analysis): 14.5 w%

Water (Karl-Fisher): 14.1 %

20 Ethanol (headspace-GC): < 0.1 %

Chloride (Ion Chromatography): 11.9 %

XRPD: Hydrate I

25 **Measurement Conditions:**

Comment	Configuration=Reflection-Transmission Spinner Stage,
Raw Data Origin	XRD measurement (*.XRDML)
Scan Axis	Gonio
30 Start Position [°2θ]	2,0066
End Position [°2θ]	37,9906
Anode Material	Cu
K-Alpha1 [Å]	1,54060
K-Alpha2 [Å]	1,54443
35 K-Beta [Å]	1,39225
K-A2 / K-A1 Ratio	0,50000
Generator Settings	40 mA, 40 kV
Incident Beam Monochromator	focusing x-ray mirror

Spinning Yes

The X-ray diffractogram is given in Figure 4.

5

Example 16 : Step A11 : further example of preparation of copanlisib dihydrochloride (11)

10 9.1 kg of hydrochloric acid (25 w%) were added to a mixture of 14.7 kg of copanlisib and 41.9 kg of water at maximum temperature of 28°C. The resulting mixture was stirred at 23°C for 80 minutes until a clear solution was formed. The solution was transferred to a second reaction vessel, and the transfer lines rinsed with 6 kg of water. 14.1 kg of ethanol were slowly added within 70
 15 minutes at 23°C. After the addition of ethanol was completed the mixture was stirred at 23°C for 1 hour. Additional 72.3 kg of ethanol were slowly added within 3.5 hours at 23°C, and resulting mixture stirred at this temperature for 1 hour. The suspension is filtered, and the collected solids were washed twice with 31 kg of an ethanol-water mixture (2.4:1 (w/w)). The product was dried in
 20 vacuum with a maximum jacket temperature of 40°C for 3.5 hours to yield 15.0 kg of copanlisib dihydrochloride as hydrate I.

Purity by HPLC: > 99.9 %; < 0.05% 2-amino-N-{3-(2-aminoethyl)-8-methoxy-7-[3-(morpholin-4-yl)propoxy]-4-oxo-3,4-dihydroquinazolin-2-yl}pyrimidine-5-
 25 carboxamide
 Loss on drying: 14.7 w%
 Chloride (Titration): 10.8 %
 Water (Karl-Fisher): 14 %

XRPD: Hydrate I

30 **Measurement Conditions:**

Scan Axis	Gonio
Start Position [°2θ]	2,0066
End Position [°2θ]	37,9906
35 Anode Material	Cu
K-Alpha1 [Å]	1,54060
K-Alpha2 [Å]	1,54443
K-Beta [Å]	1,39225
K-A2 / K-A1 Ratio	0,50000

Generator Settings 40 mA, 40 kV
 Incident Beam Monochromator focusing x-ray mirror
 Spinning Yes

5 The X-ray diffractogram is given in Figure 5

10

15

XRPD (TABLE)

20

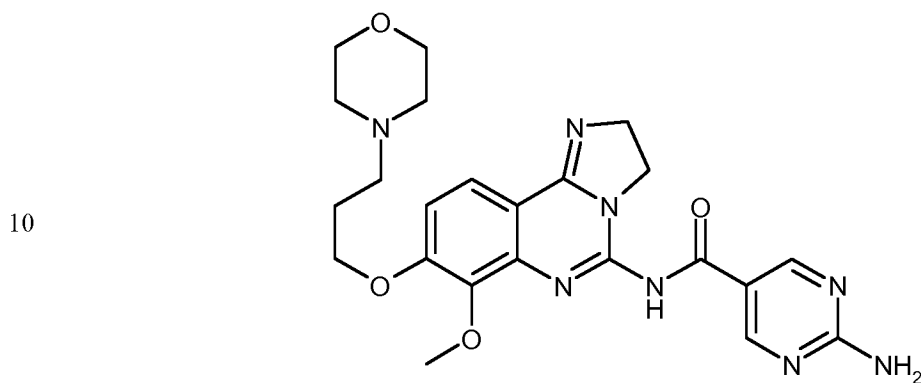
Peakmaximum [2 Theta]				
Example 16 (Hydrate I)	Example 15 (Hydrate I)	Example 12 (Hydrate II)	Example 14 (Hydrate II)	Example 13 (Hydrate II)
5,6	5,6	5,7	5,7	5,7
6,5	6,5	7,3	6,0	7,3
7,0	7,0	9,7	7,3	9,7
10,0	9,9	11,3	9,7	11,4
10,9	10,9	12,8	11,4	12,8
11,3	11,3	14,0	12,9	14,0
12,2	12,3	14,5	14,1	14,5
13,0	13,0	15,5	14,6	15,5
13,8	13,1	16,4	14,7	16,5
13,9	13,8	16,9	15,4	16,9
15,4	14,0	17,4	16,6	17,4
15,8	15,4	18,5	17,0	17,7
16,6	15,8	19,2	17,5	18,6
17,5	16,0	19,5	17,8	19,3
17,7	17,7	20,7	18,0	19,5
18,1	18,1	21,2	18,6	20,7
18,4	18,4	21,8	18,9	20,8
18,8	18,9	22,8	19,4	21,3
19,0	19,1	23,2	19,4	22,0
19,6	19,5	23,6	19,6	22,3

Peakmaximum [2 Theta]

Example 16 (Hydrate I)	Example 15 (Hydrate I)	Example 12 (Hydrate II)	Example 14 (Hydrate II)	Example 13 (Hydrate II)
20,0	19,9	24,1	20,8	22,9
20,7	20,2	25,2	21,0	23,3
21,0	20,8	25,9	21,4	23,7
21,2	21,1	26,2	22,1	24,2
21,5	21,5	26,8	22,5	25,2
21,8	22,0	27,6	23,1	26,0
21,9	22,4	28,2	23,3	26,3
22,4	22,7	28,8	23,8	26,9
22,9	22,9	29,6	24,3	26,9
23,3	23,0	30,6	24,4	27,8
24,3	23,5	31,2	25,3	28,2
24,7	24,3	31,9	26,1	28,9
25,1	24,7	33,6	26,4	29,8
25,8	25,1	34,4	27,0	30,8
26,0	25,6	36,9	27,9	31,3
26,4	25,8		28,4	32,2
26,8	26,1		29,1	32,6
27,2	26,4		29,4	33,6
27,5	26,5		30,1	34,7
28,0	26,8		31,0	35,6
28,4	27,2		31,6	36,6
28,7	27,5		32,1	37,1
29,3	28,0		32,7	
29,7	28,6		33,9	
30,0	29,0		35,0	
30,3	29,3		35,8	
30,8	29,7		36,6	
31,3	30,1		37,3	
32,4	30,3			
33,0	30,6			
33,5	30,8			
34,0	31,1			
35,7	31,4			
36,1	31,7			
36,4	32,0			
36,6	32,4			
37,3	32,5			
	33,6			
	34,0			

Peakmaximum [2 Theta]				
Example 16 (Hydrate I)	Example 15 (Hydrate I)	Example 12 (Hydrate II)	Example 14 (Hydrate II)	Example 13 (Hydrate II)
	35,1			
	35,8			
	36,1			
	36,9			
	37,5			

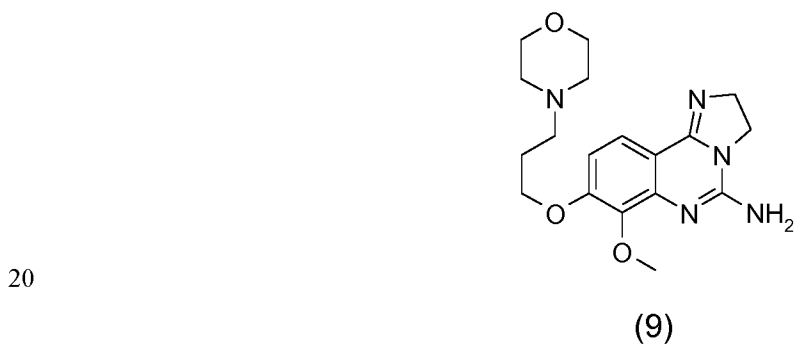
optionally in the presence of a catalyst, such as N,N-dimethyl-4-aminopyridine for example, optionally in the presence of a coupling agent, such as N-[3-(dimethylamino)propyl]-N'-ethylcarbodiimide hydrochloride for example, optionally in a solvent, such as N,N-dimethylformamide for example,
5 thereby providing copanlisib (10) :



15

(10) ;

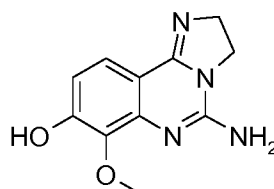
said compound of formula (9) :



being prepared by the following step A8 :

wherein a compound of formula (8) :

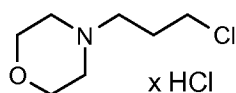
25



67

(8),

is allowed to react with a compound of formula (8a) :



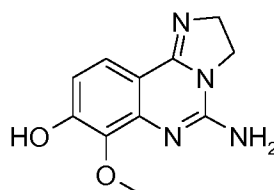
5

(8a)

optionally in the presence of a base, such as potassium carbonate for example, in a solvent, such as n-butanol for example, optionally with heating, such as under reflux for example, thereby providing a compound of formula (9) ;

10

said compound of formula (8) :

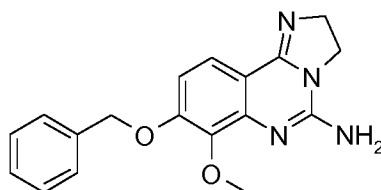


15

(8)

being prepared by the following step A7 :

wherein a compound of formula (7) :



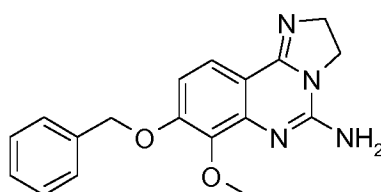
(7),

25

is allowed to react with a reducing agent, such as hydrogen for example, optionally in the presence of a catalyst, such as a metallic catalyst such as palladium on charcoal for example, particularly 5% palladium on charcoal which is water-wetted, optionally dissolved in a solvent or in suspension in a solvent, such as N,N-dimethylformamide for example, optionally in presence of an acid, such as trifluoroacetic acid for example, thereby providing a compound of formula (8) ;

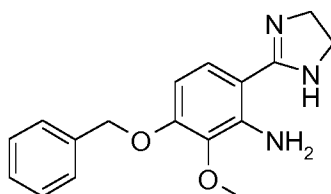
said compound of formula (7) :

10



(7)

15 being prepared by the following step A6 :
wherein a compound of formula (6) :



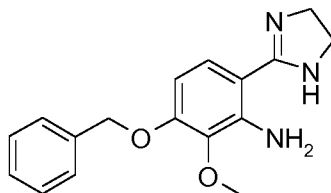
(6)

20

is allowed to react, optionally in the presence of a base, such as triethylamine for example, with an annelating agent, such as cyanogen bromide (also known as bromocyanide) for example, optionally in a solvent, such as acetonitrile or dichloromethane for example, thereby providing a compound of formula (7) ;

25

said compound of formula (6) :

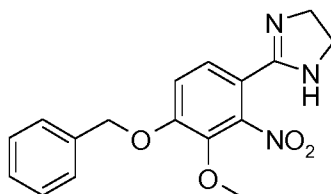


5

(6)

being prepared by the following step A5 :

wherein a compound of formula (5) :



10

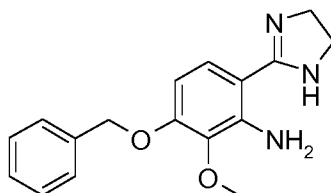
(5)

is allowed to react with a reducing agent, such as hydrogen for example, optionally in the presence of a catalyst, such as a bimetallic catalyst such as platinum/iron on charcoal for example, particularly 1% Pt/0.2% Fe/C, which is water-wetted, optionally dissolved in a solvent or in suspension in a solvent, such as tetrahydrofuran for example, thereby providing a compound of formula (6).

15

2. The method according to claim 1, wherein said compound of formula (6) :

20

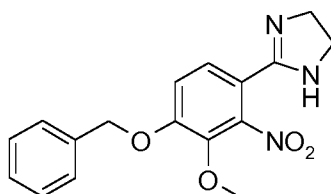


70

(6)

is prepared by the following step A5 :

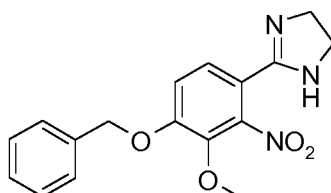
5 wherein a compound of formula (5) :



(5)

is allowed to react with hydrogen in the presence of a bimetallic catalyst, which
10 is 1% Pt/0.2% Fe/C which is water-wetted in suspension in tetrahydrofuran,
thereby providing a compound of formula (6).

3. The method according to claim 1 or 2, wherein said compound of formula (5)
:



15

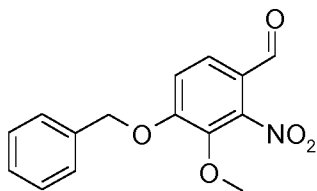
(5)

is prepared by the following step A4 :

wherein a compound of formula (4) :

20

71

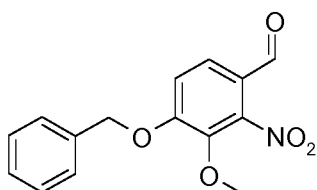


(4)

5 is allowed to react with ethylenediamine, optionally in the presence of N-bromosuccinimide, optionally in a solvent mixture, such as methanol and acetonitrile for example,

thereby providing a compound of formula (5).

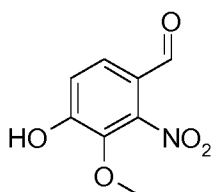
10 4. The method according to any one of claims 1 to 3, wherein said compound of formula (4) :



(4),

15

is prepared by the following step A3,
wherein a compound of formula (3) :



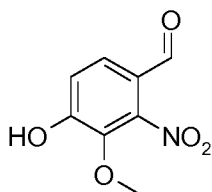
20

(3),

optionally in a solvent, such as N,N-dimethylformamide for example, optionally in the presence of a base, such as potassium carbonate for example, is allowed to react with benzyl bromide, optionally with heating, such as under reflux for example,

5 thereby providing a compound of formula (4).

5. The method according to any one of claims 1 to 4, wherein said compound of formula (3) :

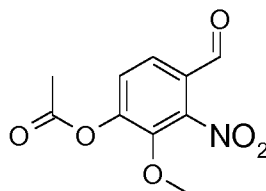


10

(3),

is prepared by the following step A2, wherein a compound of formula (2) :

15

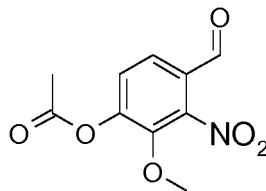


(2),

20 is allowed to react with a base, such as potassium carbonate for example, in a solvent, such as methanol for example, thereby providing a compound of formula (3).

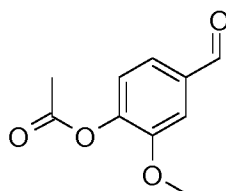
6. The method according to any one of claims 1 to 5, wherein said compound of
25 formula (2) :

73



(2),

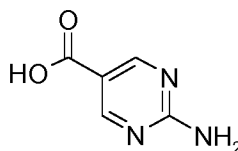
5 is prepared by the following step A1,
wherein a compound of formula (1) :



(1)

10 is allowed to react, in solution in a solvent, such as dichloromethane for
example, with nitric acid and sulphuric acid,
thereby providing a compound of formula (2).

7. The method according to any one of claims 1 to 6, wherein said compound of
15 formula (9b) :



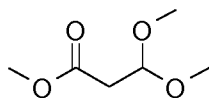
(9b)

20

I

is prepared comprising the following step A10 :
wherein a compound of formula (9a) :

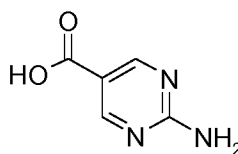
74



(9a)

is :

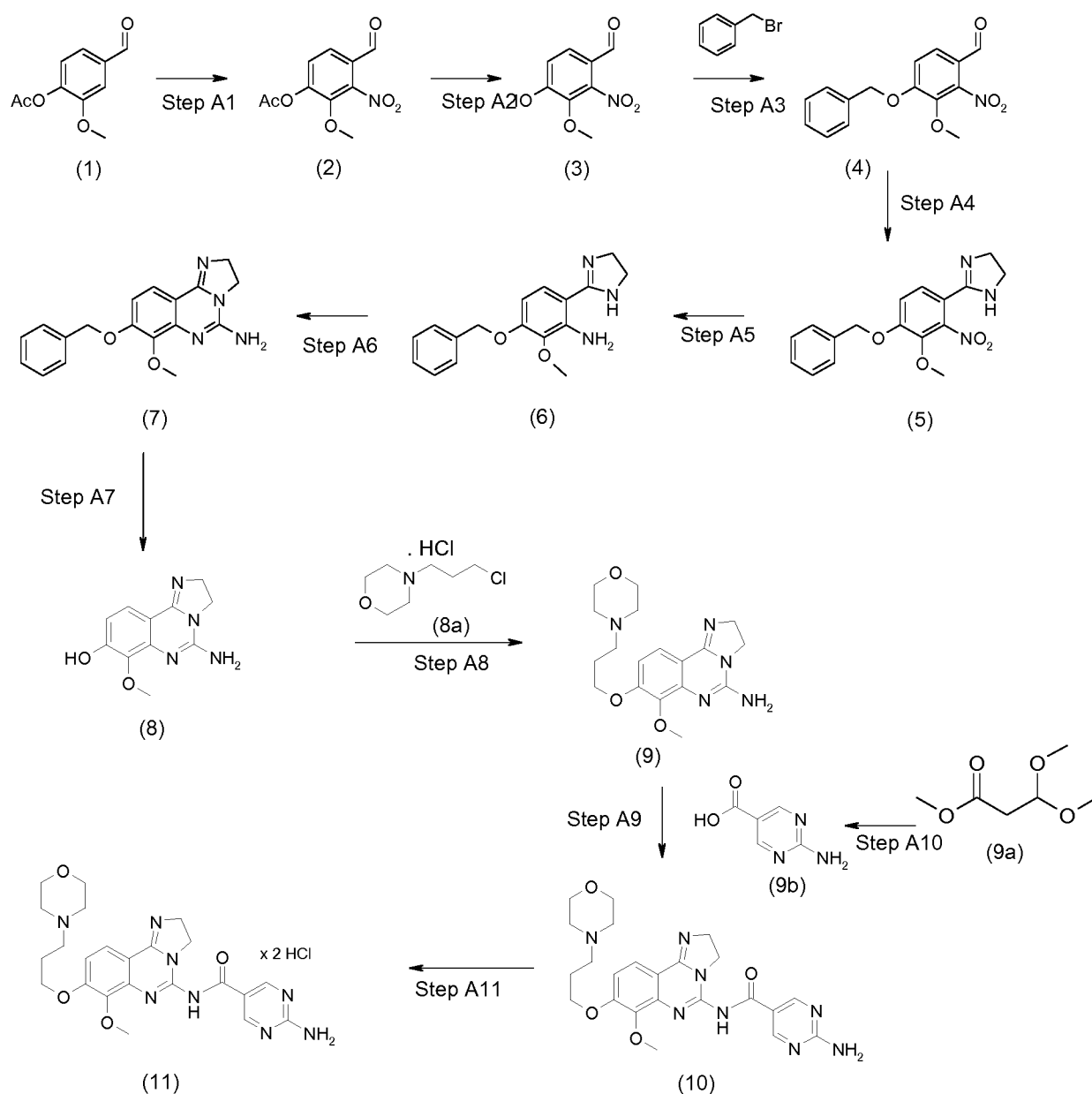
- 5 a) allowed to react with a base, such as sodium methoxide for example, optionally in a solvent, such as 1,4-dioxane for example, with heating, such as under reflux for example, then,
- b) after cooling, such as to room temperature for example, adding methyl formate, then
- 10 c) adding guanidine hydrochloride, followed by heating, such as under reflux for example, then,
- d) adding water and an aqueous solution of a base, such as sodium hydroxide for example, followed by heating, then,
- e) adding an aqueous solution of a mineral acid, such as hydrochloric acid for example,
- 15 f) adding an amine, such as dicyclohexylamine for example, and filter, then
- g) adding an aqueous solution of a strong base, such as sodium hydroxide, then
- h) adding an aqueous solution of a mineral acid, such as hydrochloric acid for example,
- 20 thereby providing a compound of formula (9b) :



(9b).

25

8. The method according to any one of claims 1 to 7, which further comprises the following step A11 :

Reaction Scheme 3 :

5

10. The method according to claim 8 or 9, wherein said copanlisib dihydrochloride (11) is in the form of copanlisib dihydrochloride hydrate I.

11. The method according to claim 8 or 9, wherein said copanlisib dihydrochloride (11) is in the form of copanlisib dihydrochloride hydrate II.

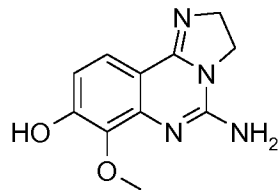
10

12. Copanlisib dihydrochloride hydrate I, as prepared by the method according to claim 8 or 9.
13. Copanlisib dihydrochloride hydrate II, as prepared by the method according to claim 8 or 9.
14. Copanlisib dihydrochloride hydrate I.
15. Copanlisib dihydrochloride hydrate I of claim 14, having an XRPD peak maximum [$^{\circ}2\Theta$] (Copper (Cu)) of 5.6.
16. Copanlisib dihydrochloride hydrate I of claim 14, having an XRPD peak maximum [$^{\circ}2\Theta$] (Copper (Cu)) of 7.0.
17. Copanlisib dihydrochloride hydrate I of claim 14, having an XRPD peak maximum [$^{\circ}2\Theta$] (Copper (Cu)) of 15.4.
18. Copanlisib dihydrochloride hydrate I of claim 14, having an XRPD peak maximum [$^{\circ}2\Theta$] (Copper (Cu)) of 26.4.
19. Copanlisib dihydrochloride hydrate I of claim 14, having an XRPD peak maxima [$^{\circ}2\Theta$] (Copper (Cu)) of 5.6, 7.0, 15.4 and 26.4.
20. Copanlisib dihydrochloride hydrate II.
21. Copanlisib dihydrochloride hydrate II of claim 20, having an XRPD peak maximum [$^{\circ}2\Theta$] (Copper (Cu)) of 5.7.
22. Copanlisib dihydrochloride hydrate II of claim 20, having an XRPD peak maximum [$^{\circ}2\Theta$] (Copper (Cu)) of 7.3.

23. Copanlisib dihydrochloride hydrate II of claim 20, having an XRPD peak maxima [$^{\circ}2\theta$] (Copper (Cu)) of 5.7 and 7.3.

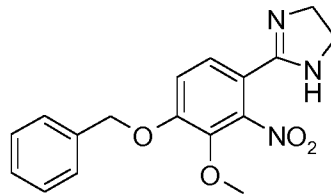
24. A compound selected from :

5



(8),

10 and



(5).

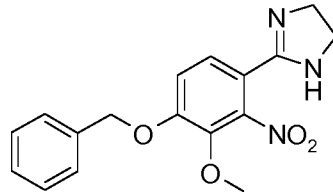
25. Use of a compound selected from :

15



(8),

79

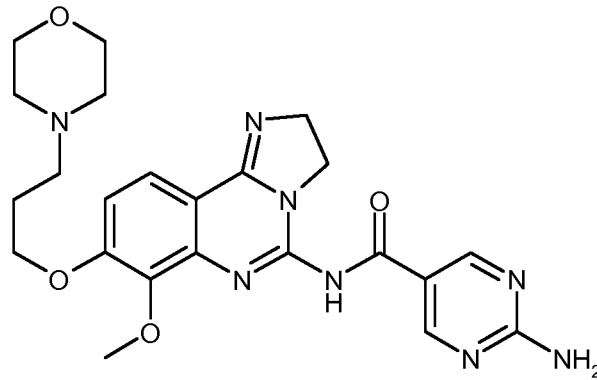


(5),

for preparing copanlisib (10) :

5

10



15

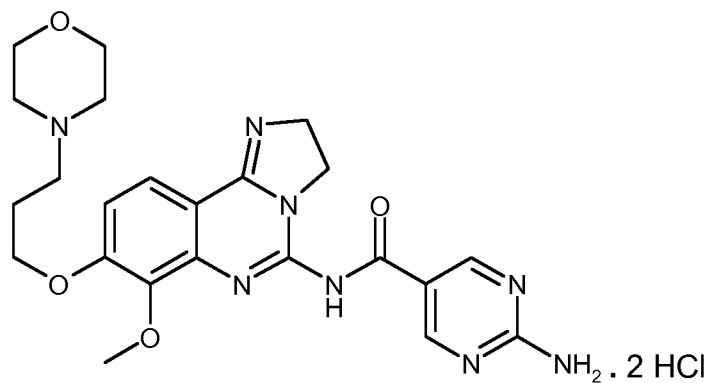
(10),

or

copanlisib dihydrochloride (11) :

20

25



(11),

or copanlisib dihydrochloride hydrate I,

5 or copanlisib dihydrochloride hydrate II.

Figure 1

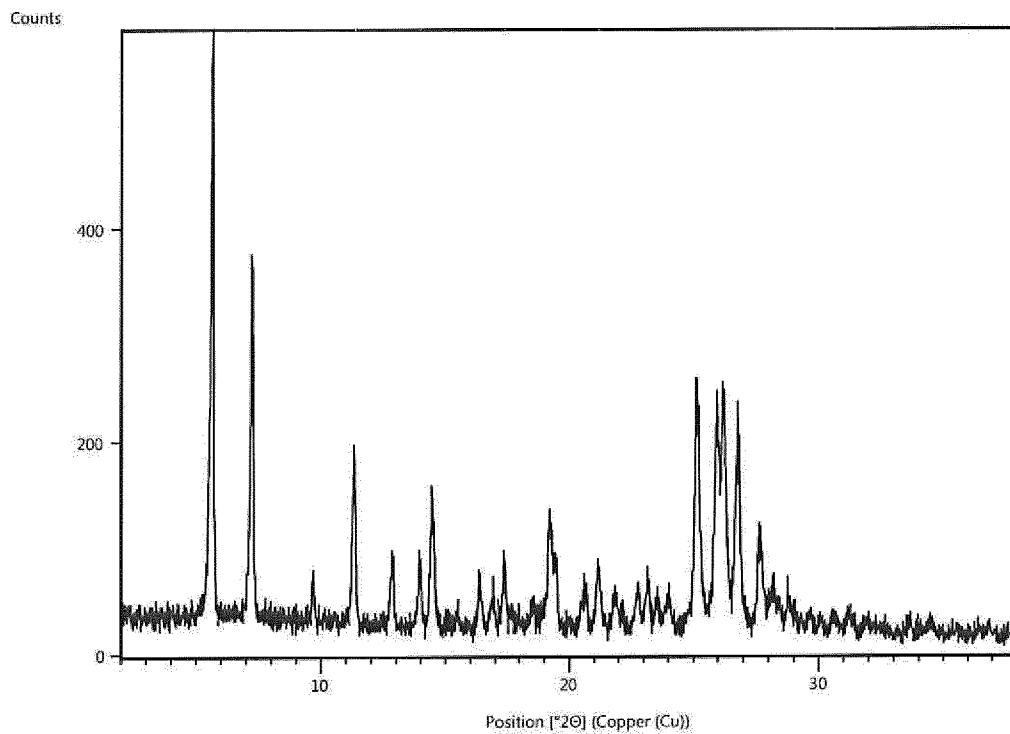


Figure 2

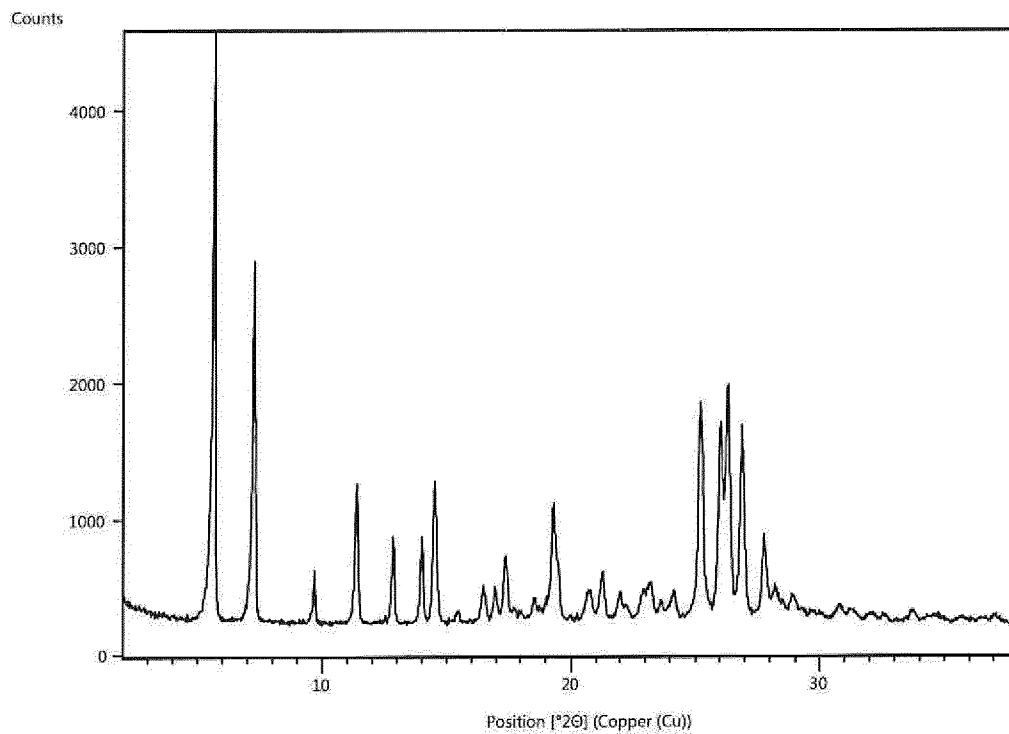


Figure 3

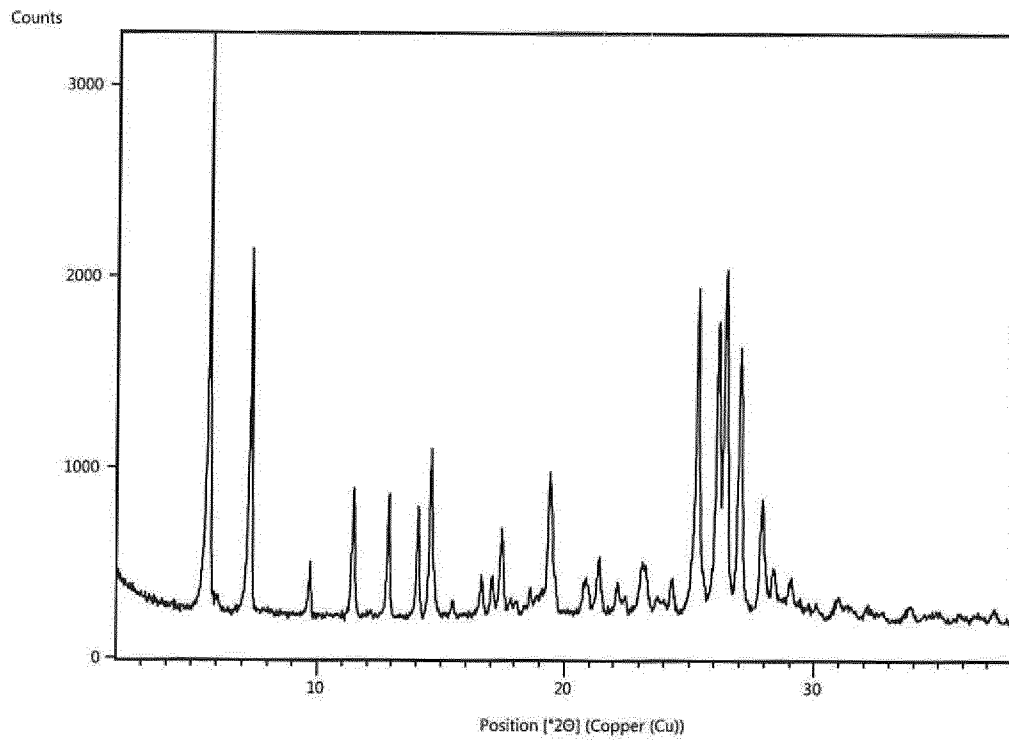


Figure 4

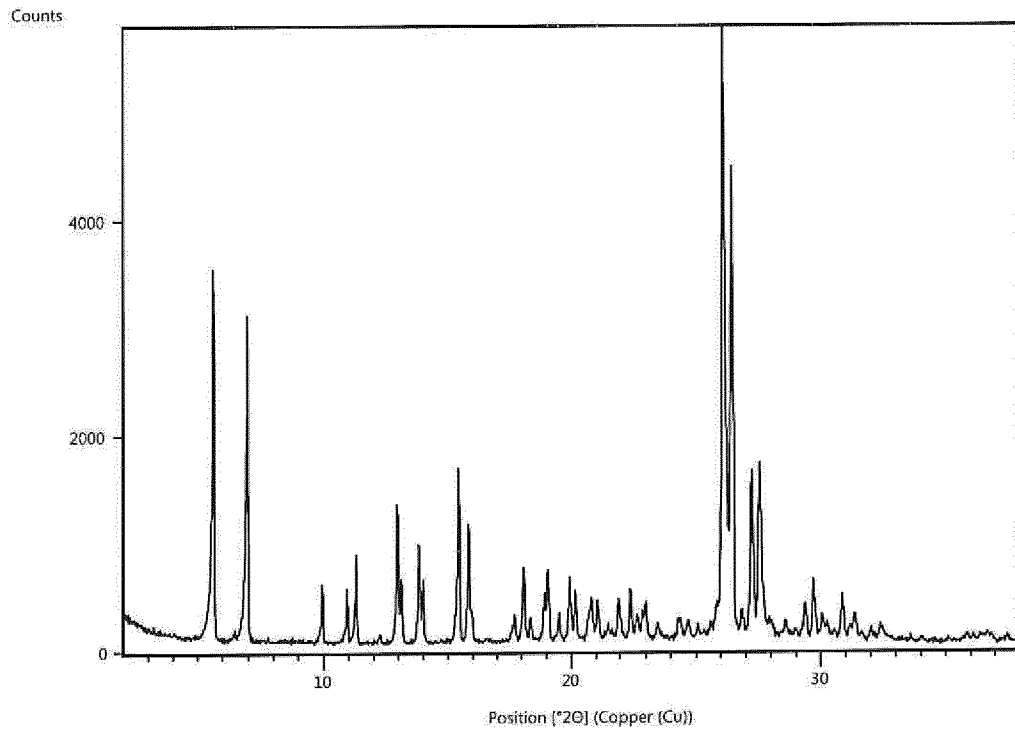


Figure 5

