



US00D402123S

United States Patent [19]
Lewis

[11] **Patent Number:** **Des. 402,123**
[45] **Date of Patent:** ****Dec. 8, 1998**

[54] **SEAT**
[76] **Inventor:** **Sally Sirkin Lewis, 715 N. Canon Dr., Beverly Hills, Calif. 90210**
[**] **Term:** **14 Years**
[21] **Appl. No.:** **80,667**
[22] **Filed:** **Sep. 30, 1997**

D. 181,933 1/1958 Lubberts et al. D6/334
D. 315,454 3/1991 Hamilton D6/334
D. 334,484 4/1993 Gibson D6/334
D. 360,309 7/1995 Lowman D6/334

Primary Examiner—Gary D. Watson
Attorney, Agent, or Firm—Marvin H. Kleinberg; Kleinberg & Lerner, LLP

Related U.S. Application Data

[62] Division of Ser. No. 60,288, Sep. 20, 1996.
[51] **LOC (6) Cl.** **06-01**
[52] **U.S. Cl.** **D6/334**
[58] **Field of Search** D6/334, 371, 373,
D6/374, 381, 500, 501, 502; 297/445.1,
446.1

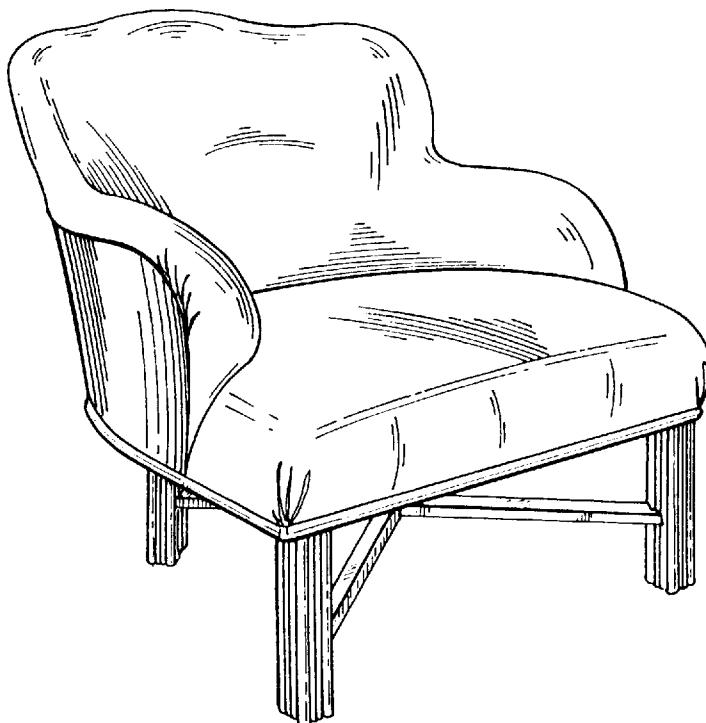
[57] **CLAIM**
The ornamental design for a seat, as shown and described.

DESCRIPTION

FIG. 1 is a front perspective view of a seat according to the present invention;
FIG. 2 is a right side view of the seat of FIG. 1, the left side being a mirror image;
FIG. 3 is a front view of the seat of FIG. 1;
FIG. 4 is a rear view of the seat of FIG. 1;
FIG. 5 is a top view of the seat of FIG. 1; and,
FIG. 6 is a bottom top view of the seat of FIG. 6.

[56] **References Cited**
U.S. PATENT DOCUMENTS
D. 80,602 3/1930 Bernhard D6/334

1 Claim, 2 Drawing Sheets



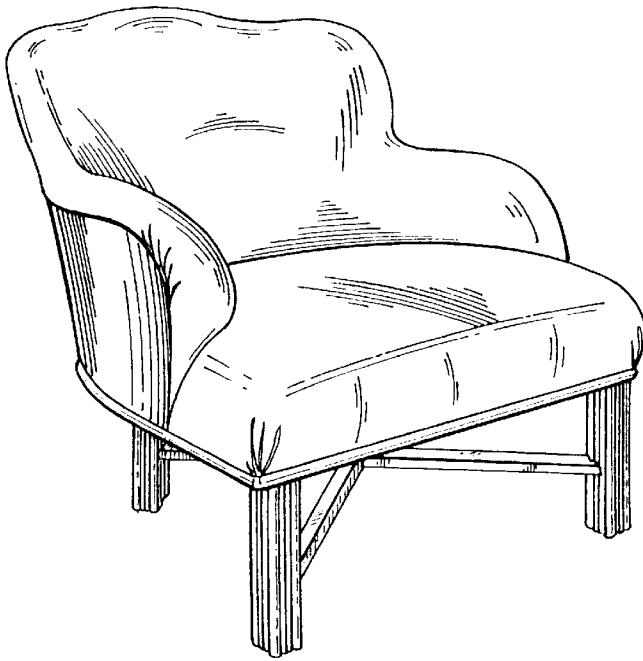


FIG. 1

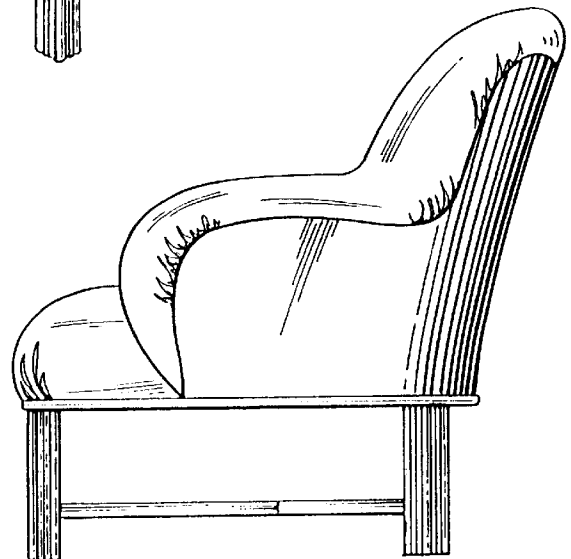


FIG. 2

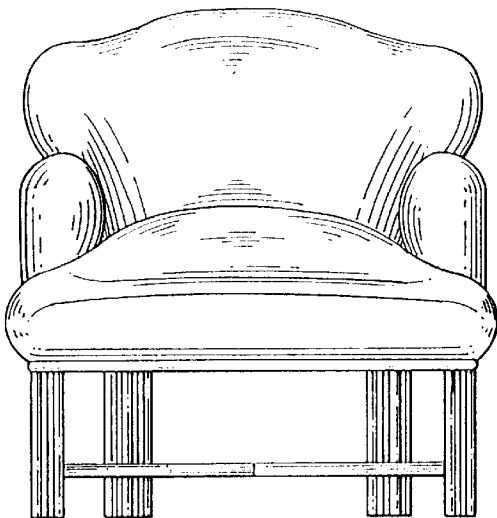


FIG. 3

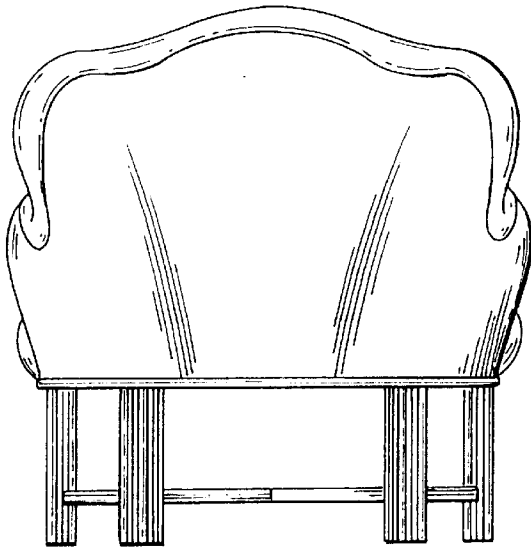


FIG. 4

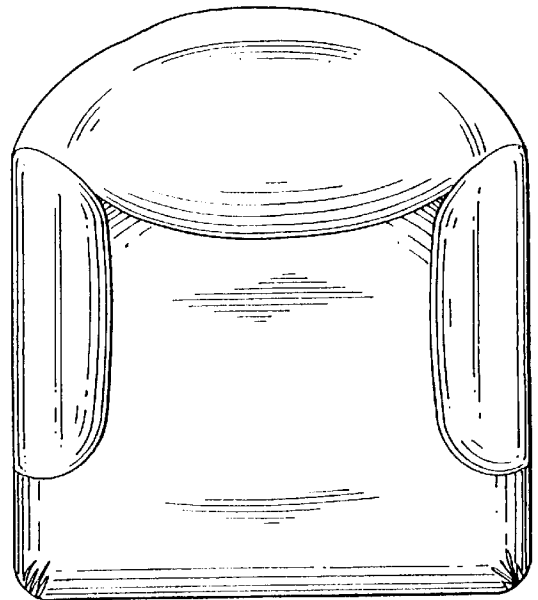


FIG. 5

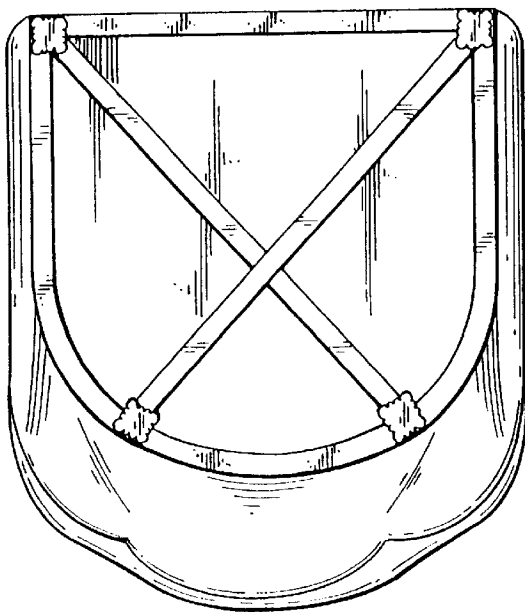


FIG. 6