



US00D659746S

(12) **United States Design Patent**
Chen

(10) **Patent No.:** **US D659,746 S**

(45) **Date of Patent:** **** May 15, 2012**

(54) **PAIR OF SPECTACLES**

(76) Inventor: **Pen-Wei Chen**, Tainan (TW)

(**) Term: **14 Years**

(21) Appl. No.: **29/404,245**

(22) Filed: **Oct. 18, 2011**

(51) **LOC (9) Cl.** **16-06**

(52) **U.S. Cl.** **D16/314**

(58) **Field of Classification Search** D16/101,
D16/300-342, 900; D29/109-110; D24/110.2;
351/41, 44, 51-52, 62, 158, 92, 103-123,
351/140, 153, 45-46; 2/426-432, 447-449,
2/441, 434-437, 13, 15; D21/483, 659-661
See application file for complete search history.

(56) **References Cited**

U.S. PATENT DOCUMENTS

D334,389 S *	3/1993	Bolle	D16/314
D474,800 S *	5/2003	Hou	D16/314
D485,856 S *	1/2004	Wolfe	D16/314
D577,055 S *	9/2008	Yang	D16/314

D590,431 S *	4/2009	Chen	D16/314
D595,757 S *	7/2009	Yang	D16/314
D603,443 S *	11/2009	Li	D16/314
D637,643 S *	5/2011	Lebel	D16/314

* cited by examiner

Primary Examiner — Raphael Barkai

(74) *Attorney, Agent, or Firm* — Alan Kamrath; Kamrath IP Lawfirm, PA

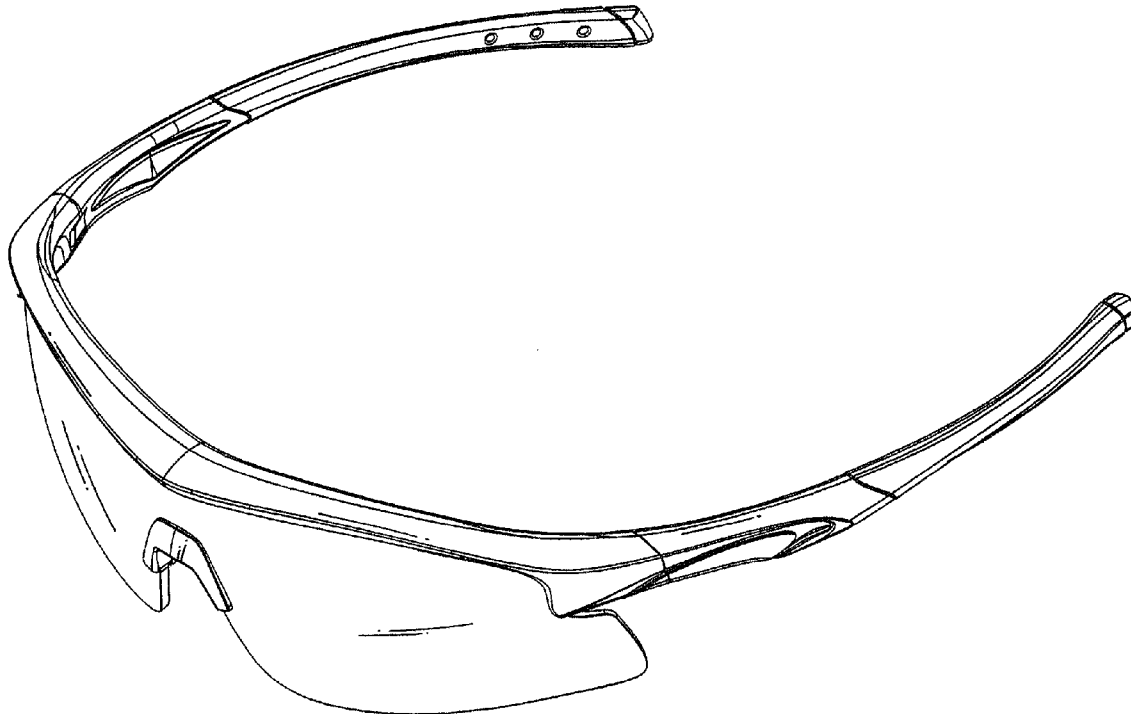
(57) **CLAIM**

The ornamental design for a pair of spectacles, as shown and described.

DESCRIPTION

FIG. 1 is a perspective view of a pair of spectacles showing my design;
FIG. 2 is a front elevational view thereof;
FIG. 3 is a rear elevational view thereof;
FIG. 4 is a left side elevational view thereof;
FIG. 5 is a right side elevational view thereof;
FIG. 6 is a top plan view thereof; and,
FIG. 7 is a bottom plan view thereof.

1 Claim, 5 Drawing Sheets



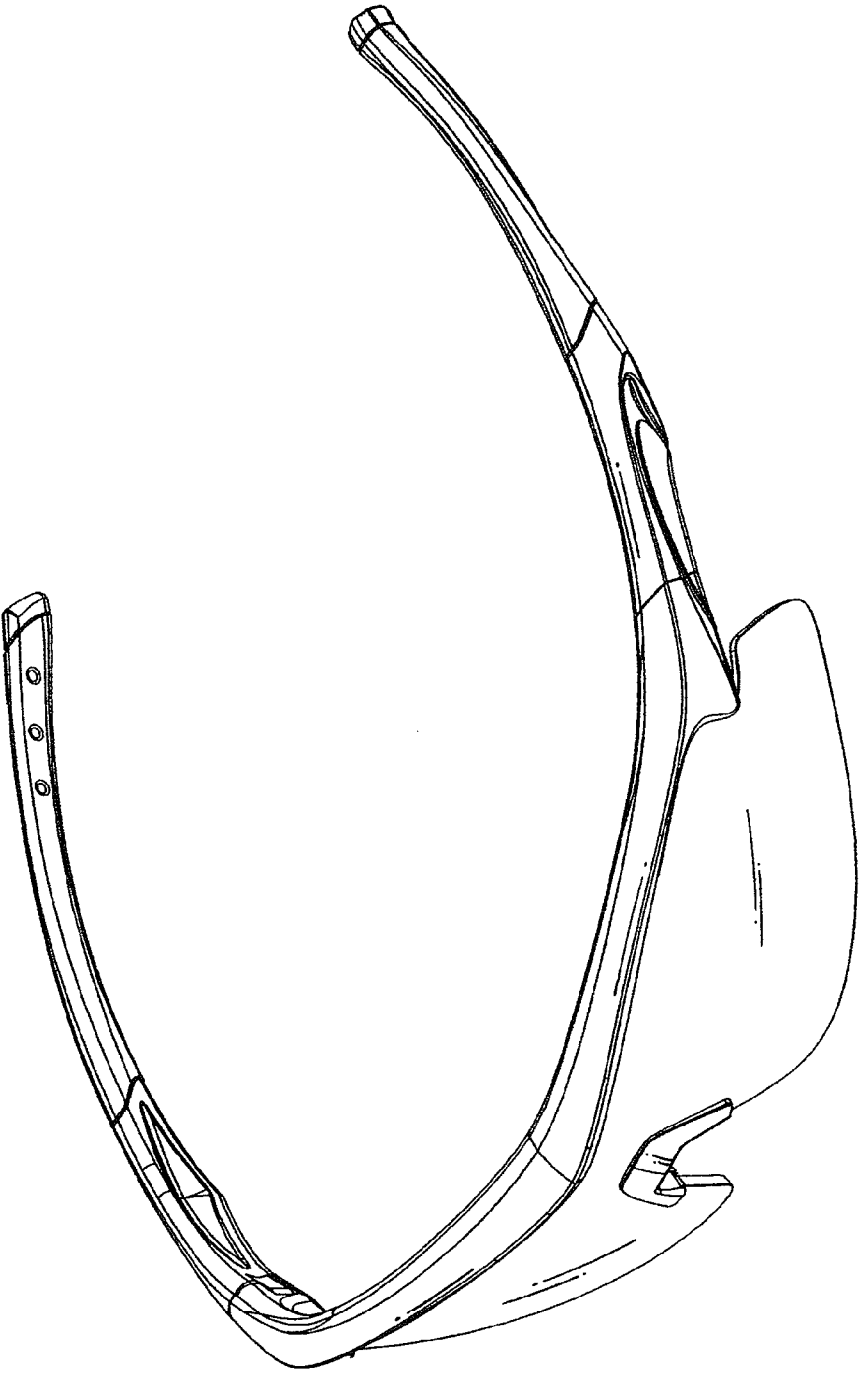


FIG.1

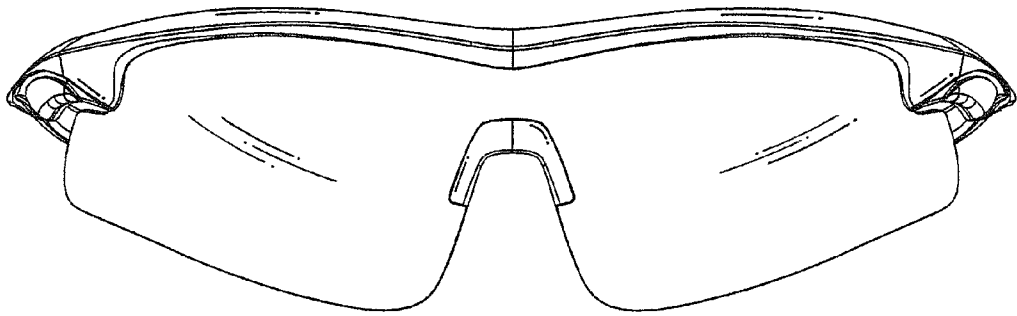


FIG.2

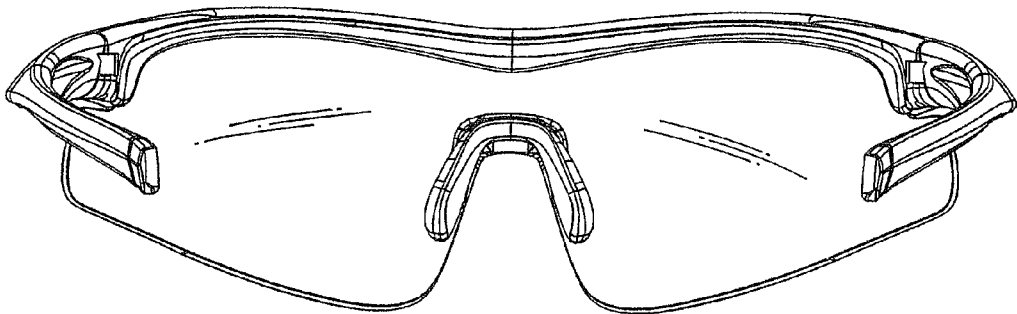


FIG.3

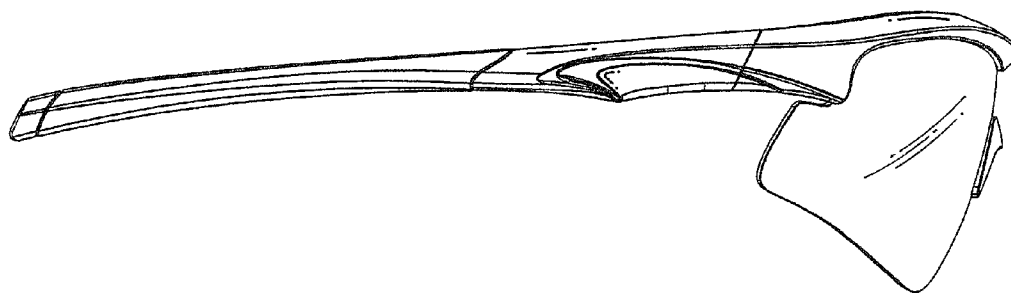


FIG.4

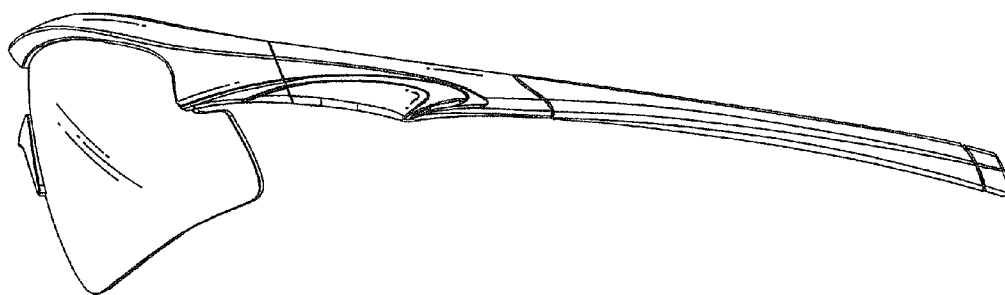


FIG.5

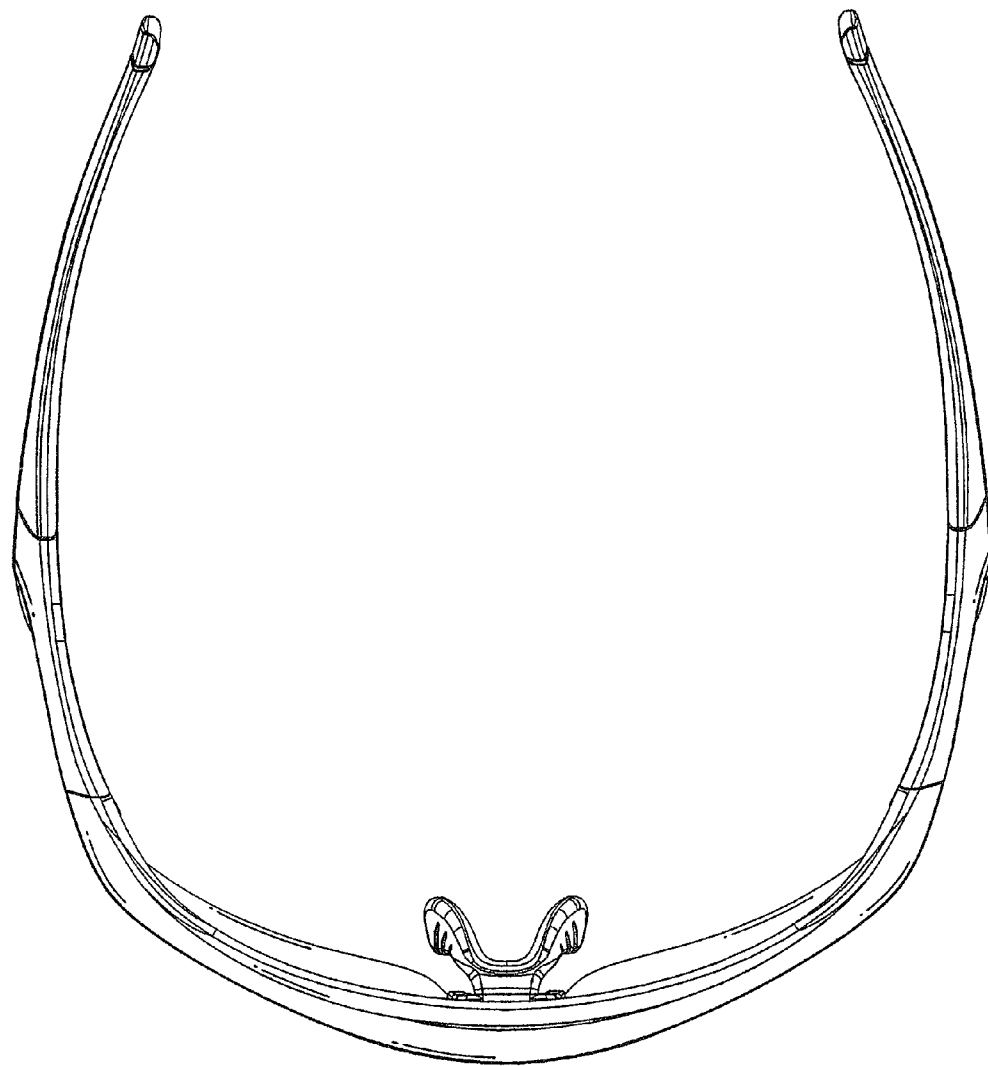


FIG.6

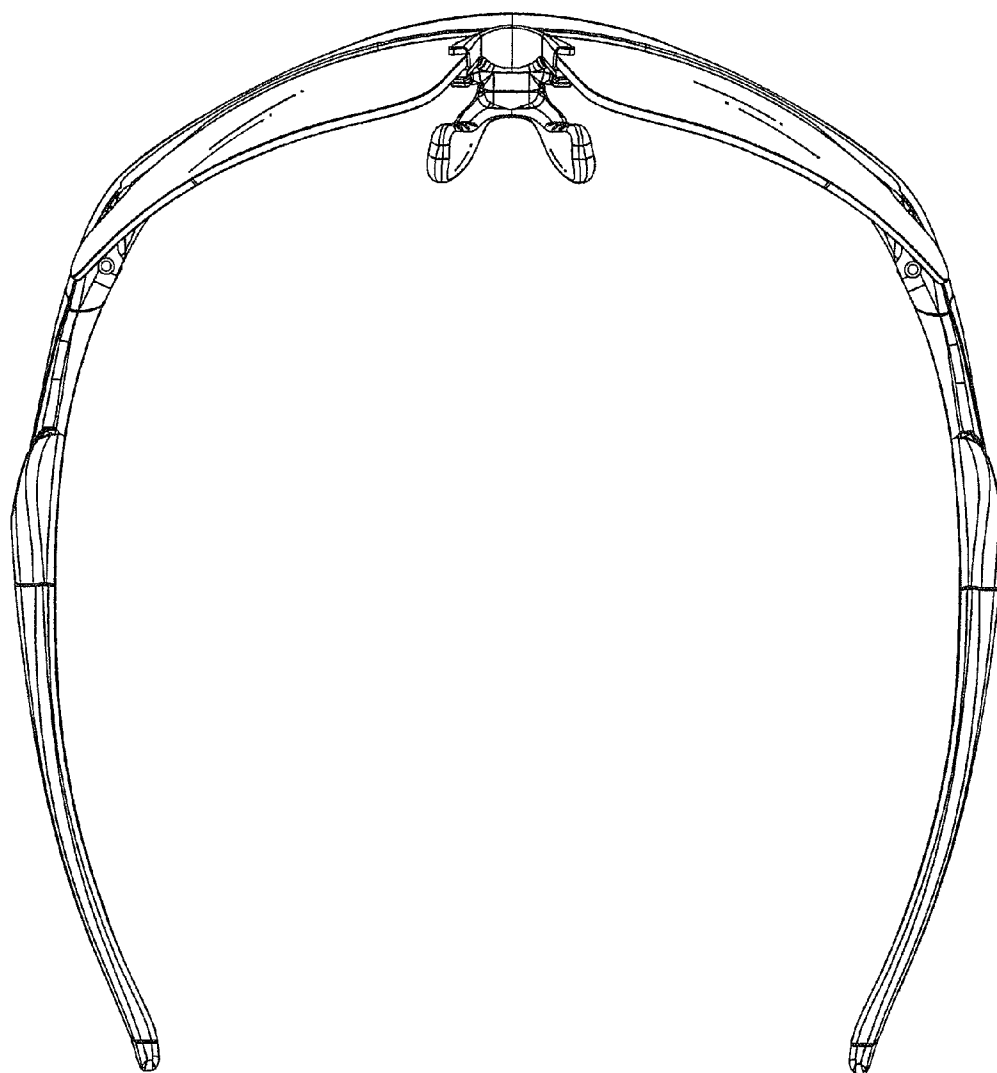


FIG.7