



(51) International Patent Classification:	17/302,121	23 April 2021 (23.04.2021)	US
<i>C12N 15/82</i> (2006.01)	17/302,739	11 May 2021 (11.05.2021)	US
(21) International Application Number:	17/303,116	20 May 2021 (20.05.2021)	US
PCT/US2021/043935	63/202,569	16 June 2021 (16.06.2021)	US
(22) International Filing Date:	63/203,137	09 July 2021 (09.07.2021)	US
30 July 2021 (30.07.2021)	PCT/US2021/043161	26 July 2021 (26.07.2021)	US
(25) Filing Language:	PCT/US2021/043170	26 July 2021 (26.07.2021)	US
English	PCT/US2021/043187	26 July 2021 (26.07.2021)	US
(26) Publication Language:	PCT/US2021/043192	26 July 2021 (26.07.2021)	US
English	PCT/US2021/043207	26 July 2021 (26.07.2021)	US
(30) Priority Data:			
63/059,813	31 July 2020 (31.07.2020)	US	
63/059,860	31 July 2020 (31.07.2020)	US	
63/059,916	31 July 2020 (31.07.2020)	US	
63/059,963	31 July 2020 (31.07.2020)	US	
63/199,930	03 February 2021 (03.02.2021)	US	(71) Applicant: INARI AGRICULTURE TECHNOLOGY, INC. [US/US]; One Kendall Square, Building 600/700, Suite 7-501, Cambridge, Massachusetts 02139 (US).
63/199,949	04 February 2021 (04.02.2021)	US	(72) Inventors: PRICE, Joshua L.; c/o Inari Agriculture Technology, Inc., One Kendall Square, Building 600/700, Suite 7-501, Cambridge, Massachusetts 02139 (US). KOCK, Michael Andreas; c/o Inari Agriculture Technology, Inc., One Kendall Square, Building 600/700, Suite 7-501, Cam-
63/199,951	04 February 2021 (04.02.2021)	US	
17/248,936	12 February 2021 (12.02.2021)	US	
17/249,640	08 March 2021 (08.03.2021)	US	
63/201,029	09 April 2021 (09.04.2021)	US	
63/201,030	09 April 2021 (09.04.2021)	US	
17/302,110	23 April 2021 (23.04.2021)	US	

(54) Title: INIR19 TRANSGENIC SOYBEAN

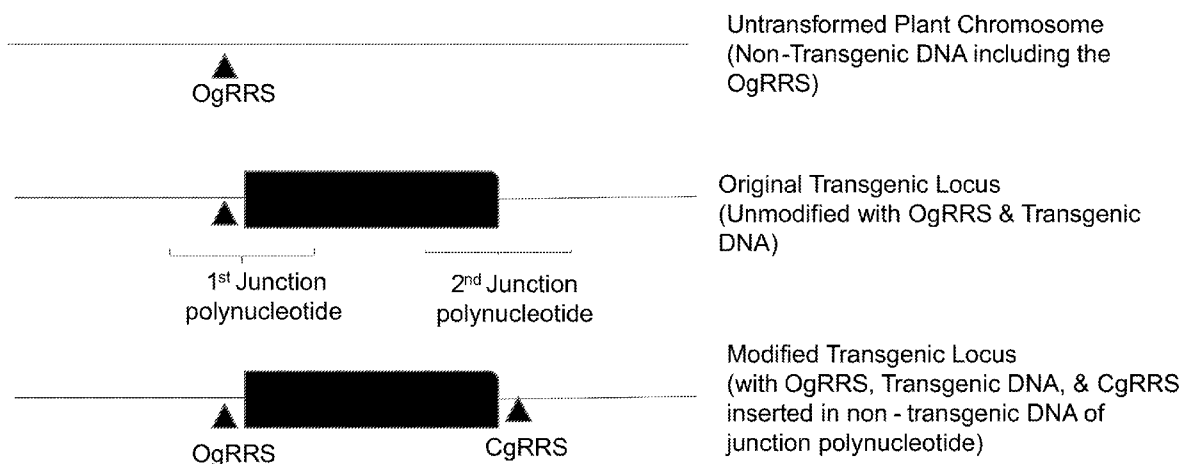


FIG. 2A

(57) Abstract: Transgenic INIR19 soybean plants comprising modifications of the DAS81419 soybean locus which provide for facile excision of the modified DAS81419 transgenic locus or portions thereof, methods of making such plants, and use of such plants to facilitate breeding are disclosed.

WO 2022/026849 A1

bridge, Massachusetts 02139 (US). **NUCCIO, Michael Lee**; c/o Inari Agriculture Technology, Inc., One Kendall Square, Building 600/700, Suite 7-501, Cambridge, Massachusetts 02139 (US).

(74) **Agent: ROMANO, Charles P.** et al.; MCKEE, VOORHEES & SEASE, P.L.C., 801 Grand Avenue, Suite 3200, Des Moines, Iowa 30509-2721 (US).

(81) **Designated States** (*unless otherwise indicated, for every kind of national protection available*): AE, AG, AL, AM, AO, AT, AU, AZ, BA, BB, BG, BH, BN, BR, BW, BY, BZ, CA, CH, CL, CN, CO, CR, CU, CZ, DE, DJ, DK, DM, DO, DZ, EC, EE, EG, ES, FI, GB, GD, GE, GH, GM, GT, HN, HR, HU, ID, IL, IN, IR, IS, IT, JO, JP, KE, KG, KH, KN, KP, KR, KW, KZ, LA, LC, LK, LR, LS, LU, LY, MA, MD, ME, MG, MK, MN, MW, MX, MY, MZ, NA, NG, NI, NO, NZ, OM, PA, PE, PG, PH, PL, PT, QA, RO, RS, RU, RW, SA, SC, SD, SE, SG, SK, SL, ST, SV, SY, TH, TJ, TM, TN, TR, TT, TZ, UA, UG, US, UZ, VC, VN, WS, ZA, ZM, ZW.

(84) **Designated States** (*unless otherwise indicated, for every kind of regional protection available*): ARIPO (BW, GH, GM, KE, LR, LS, MW, MZ, NA, RW, SD, SL, ST, SZ, TZ, UG, ZM, ZW), Eurasian (AM, AZ, BY, KG, KZ, RU, TJ, TM), European (AL, AT, BE, BG, CH, CY, CZ, DE, DK, EE, ES, FI, FR, GB, GR, HR, HU, IE, IS, IT, LT, LU, LV, MC, MK, MT, NL, NO, PL, PT, RO, RS, SE, SI, SK, SM, TR), OAPI (BF, BJ, CF, CG, CI, CM, GA, GN, GQ, GW, KM, ML, MR, NE, SN, TD, TG).

**Published:**

- with international search report (Art. 21(3))
- before the expiration of the time limit for amending the claims and to be republished in the event of receipt of amendments (Rule 48.2(h))
- with sequence listing part of description (Rule 5.2(a))

## INIR19 TRANSGENIC SOYBEAN

### REFERENCE TO SEQUENCE LISTING SUBMITTED ELECTRONICALLY

**[0001]** The sequence listing contained in the file named “10104WO1\_ST25.txt,” which was created on July 29, 2021 and electronically filed on July 30, 2021, is incorporated herein by reference in its entirety.

### BACKGROUND

**[0002]** Transgenes which are placed into different positions in the plant genome through non-site specific integration can exhibit different levels of expression (Weising et al., 1988, Ann. Rev. Genet. 22:421-477). Such transgene insertion sites can also contain various undesirable rearrangements of the foreign DNA elements that include deletions and/or duplications. Furthermore, many transgene insertion sites can also comprise selectable or scoreable marker genes which in some instances are no longer required once a transgenic plant event containing the linked transgenes which confer desirable traits are selected.

**[0003]** Commercial transgenic plants typically comprise one or more independent insertions of transgenes at specific locations in the host plant genome that have been selected for features that include expression of the transgene(s) of interest and the transgene-conferred trait(s), absence or minimization of rearrangements, and normal Mendelian transmission of the trait(s) to progeny. An examples of a selected transgenic soybean event which confers lepidopteran insect pest tolerance and herbicide tolerance is the DAS81419 transgenic soybean event disclosed in U.S. Patent No. 8,680,363. DAS81419 transgenic soybean plants express a Cry1F and Cry1Ac proteins which confer tolerance to lepidopteran insect pests that include *Pseudoplusia includens* (soybean looper), *Anticarsia gemmatilis* (velvet bean caterpillar) and *Spodoptera frugiperda* (fall armyworm). DAS81419 transgenic soybean plants express a PAT (phosphinothricin acetyltransferase) which confers tolerance to the herbicide phosphinothricin (glufosinate).

**[0004]** Methods for removing selectable marker genes and/or duplicated transgenes in transgene insertion sites in plant genomes involving use of site-specific recombinase systems (*e.g.*, cre-lox) as well as for insertion of new genes into transgene insertion sites have been disclosed (Srivastava

and Ow; *Methods Mol Biol*, 2015,1287:95-103; Dale and Ow, 1991, *Proc. Natl Acad. Sci. USA* 88, 10558–10562; Srivastava and Thomson, *Plant Biotechnol J*, 2016;14(2):471-82). Such methods typically require incorporation of the recombination site sequences recognized by the recombinase at particular locations within the transgene.

## SUMMARY

**[0005]** Transgenic soybean plant cells comprising an INIR19 transgenic locus comprising an originator guide RNA recognition site (OgRRS) in a first DNA junction polynucleotide of a DAS81419 transgenic locus and a cognate guide RNA recognition site (CgRRS) in a second DNA junction polynucleotide of the DAS81419 transgenic locus are provided. Transgenic soybean plant cells comprising an INIR19 transgenic locus comprising an insertion and/or substitution in a DNA junction polynucleotide of a DAS81419 transgenic locus of DNA comprising a cognate guide RNA recognition site (CgRRS) are provided. In certain embodiments, the DAS81419 transgenic locus is set forth in SEQ ID NO:1, is present in seed deposited at the ATCC under accession No. PTA-12006, is present in progeny thereof, is present in allelic variants thereof, or is present in other variants thereof. INIR19 transgenic soybean plant cells, transgenic soybean plant seeds, and transgenic soybean plants all comprising a transgenic locus set forth in SEQ ID NO: 2, 3, 17, and allelic variants thereof are provided. Transgenic soybean plant parts including seeds and transgenic soybean plants comprising the soybean plant cells are also provided.

**[0006]** Methods for obtaining a bulked population of inbred seed comprising selfing the aforementioned transgenic soybean plants and harvesting seed comprising the INIR19 transgenic locus from the selfed soybean plant are also provided.

**[0007]** Methods of obtaining hybrid soybean seed comprising crossing the aforementioned transgenic soybean plants to a second soybean plant which is genetically distinct from the first soybean plant and harvesting seed comprising the INIR19 transgenic locus from the cross are provided. Methods for obtaining a bulked population of seed comprising selfing a transgenic soybean plant of comprising SEQ ID NO: 2, 3, 17, or an allelic variant thereof and harvesting transgenic seed comprising the transgenic locus set forth in SEQ ID NO: 2, 3, 17, or allelic variant thereof are provided.

**[0008]** A DNA molecule comprising SEQ ID NO: 2, 3, 8, 9, 10, 11, 17, 23, or an allelic variant thereof is provided. Processed transgenic soybean plant products and biological samples

comprising the DNA molecules are provided. Nucleic acid molecules adapted for detection of genomic DNA comprising the DNA molecules, wherein said nucleic acid molecule optionally comprises a detectable label are provided. Methods of detecting a soybean plant cell comprising an INIR19 transgenic locus, comprising the step of detecting a DNA molecule comprising SEQ ID NO: 2, 3, 8, 9, 10, 11, 17, 23, or an allelic variant thereof are provided.

**[0009]** Methods of excising the INIR19 transgenic locus from the genome of the aforementioned soybean plant cells comprising the steps of: (a) contacting the edited transgenic plant genome of the plant cell with: (i) an RNA dependent DNA endonuclease (RdDe); and (ii) a guide RNA (gRNA) capable of hybridizing to the guide RNA hybridization site of the OgRRS and the CgRRS; wherein the RdDe recognizes a OgRRS/gRNA and a CgRRS/gRNA hybridization complex; and, (b) selecting a transgenic plant cell, transgenic plant part, or transgenic plant wherein the INIR19 transgenic locus flanked by the OgRRS and the CgRRS has been excised.

## BRIEF DESCRIPTION OF THE DRAWINGS/FIGURES

**[0010]** The patent or application file contains at least one drawing executed in color. Copies of this patent or patent application publication with color drawing(s) will be provided by the Office upon request and payment of the necessary fee.

**[0011]** Figure 1 shows a schematic diagram which compares current breeding strategies for introgression of transgenic events (*i.e.*, transgenic loci) to alternative breeding strategies for introgression of transgenic events where the transgenic events (*i.e.*, transgenic loci) can be removed following introgression to provide different combinations of transgenic traits. In Figure 2, “GE” refers to genome editing (*e.g.*, including introduction of targeted genetic changes with genome editing molecules and “Event Removal” refers to excision of a transgenic locus (*i.e.*, an “Event”) with genome editing molecules.

**[0012]** Figure 2A, B, C. Figure 2A shows a schematic diagram of a non-limiting example of: (i) an untransformed plant chromosome containing non-transgenic DNA which includes the originator guide RNA recognition site (OgRRS) (top); (ii) the original transgenic locus with the OgRRS in the non-transgenic DNA of the 1<sup>st</sup> junction polynucleotide (middle); and (iii) the modified transgenic locus with a cognate guide RNA inserted into the non-transgenic DNA of the 2<sup>nd</sup> junction polynucleotide (bottom). Figure 2B shows a schematic diagram of a non-limiting example of a process where a modified transgenic locus with a cognate guide RNA inserted into the non-transgenic DNA of the 2<sup>nd</sup> junction polynucleotide (top) is subjected to cleavage at the

OgRRS and CgRRS with one guide RNA (gRNA) that hybridizes to gRNA hybridization site in both the OgRRS and the CgRRS and an RNA dependent DNA endonuclease (RdDe) that recognizes and cleaves the gRNA/OgRRS and the gRNA/CgRRS complex followed by non-homologous end joining processes to provide a plant chromosome where the transgenic locus is excised. Figure 2C shows a schematic diagram of a non-limiting example of a process where a modified transgenic locus with a cognate guide RNA inserted into the non-transgenic DNA of the 2<sup>nd</sup> junction polynucleotide (top) is subjected to cleavage at the OgRRS and CgRRS with one guide RNA (gRNA) that hybridizes to the gRNA hybridization site in both the OgRRS and the CgRRS and an RNA dependent DNA endonuclease (RdDe) that recognizes and cleaves the gRNA/OgRRS and the gRNA/CgRRS complex in the presence of a donor DNA template. In Figure 2C, cleavage of the modified transgenic locus in the presence of the donor DNA template which has homology to non-transgenic DNA but lacks the OgRRS in the 1<sup>st</sup> and 2<sup>nd</sup> junction polynucleotides followed by homology-directed repair processes to provide a plant chromosome where the transgenic locus is excised and non-transgenic DNA present in the untransformed plant chromosome is at least partially restored.

## DETAILED DESCRIPTION

**[0013]** Unless otherwise stated, nucleic acid sequences in the text of this specification are given, when read from left to right, in the 5' to 3' direction. Nucleic acid sequences may be provided as DNA or as RNA, as specified; disclosure of one necessarily defines the other, as well as necessarily defines the exact complements, as is known to one of ordinary skill in the art.

**[0014]** Where a term is provided in the singular, the inventors also contemplate embodiments described by the plural of that term.

**[0015]** The term "about" as used herein means a value or range of values which would be understood as an equivalent of a stated value and can be greater or lesser than the value or range of values stated by 10 percent. Each value or range of values preceded by the term "about" is also intended to encompass the embodiment of the stated absolute value or range of values.

**[0016]** The phrase "allelic variant" as used herein refers to a polynucleotide or polypeptide sequence variant that occurs in a different strain, variety, or isolate of a given organism.

**[0017]** The term "and/or" where used herein is to be taken as specific disclosure of each of the two specified features or components with or without the other. Thus, the term "and/or" as used in a phrase such as "A and/or B" herein is intended to include "A and B," "A or B," "A" (alone),

and "B" (alone). Likewise, the term "and/or" as used in a phrase such as "A, B, and/or C" is intended to encompass each of the following embodiments: A, B, and C; A, B, or C; A or C; A or B; B or C; A and C; A and B; B and C; A (alone); B (alone); and C (alone).

**[0018]** As used herein, the phrase "approved transgenic locus" is a genetically modified plant event which has been authorized, approved, and/or de-regulated for any one of field testing, cultivation, human consumption, animal consumption, and/or import by a governmental body. Illustrative and non-limiting examples of governmental bodies which provide such approvals include the Ministry of Agriculture of Argentina, Food Standards Australia New Zealand, National Biosafety Technical Committee (CTNBio) of Brazil, Canadian Food Inspection Agency, China Ministry of Agriculture Biosafety Network, European Food Safety Authority, US Department of Agriculture, US Department of Environmental Protection, and US Food and Drug Administration.

**[0019]** The term "backcross", as used herein, refers to crossing an F1 plant or plants with one of the original parents. A backcross is used to maintain or establish the identity of one parent (species) and to incorporate a particular trait from a second parent (species). The term "backcross generation", as used herein, refers to the offspring of a backcross.

**[0020]** As used herein, the phrase "biological sample" refers to either intact or non-intact (*e.g.*, milled seed or plant tissue, chopped plant tissue, lyophilized tissue) plant tissue. It may also be an extract comprising intact or non-intact seed or plant tissue. The biological sample can comprise flour, meal, syrup, oil, starch, and cereals manufactured in whole or in part to contain crop plant by-products. In certain embodiments, the biological sample is "non-regenerable" (*i.e.*, incapable of being regenerated into a plant or plant part). In certain embodiments, the biological sample refers to a homogenate, an extract, or any fraction thereof containing genomic DNA of the organism from which the biological sample was obtained, wherein the biological sample does not comprise living cells.

**[0021]** As used herein, the terms "correspond," "corresponding," and the like, when used in the context of a nucleotide position, mutation, and/or substitution in any given polynucleotide (*e.g.*, an allelic variant of SEQ ID NO: 1) with respect to the reference polynucleotide sequence (*e.g.*, SEQ ID NO: 1) all refer to the position of the polynucleotide residue in the given sequence that has identity to the residue in the reference nucleotide sequence when the given polynucleotide is aligned to the reference polynucleotide sequence using a pairwise alignment algorithm (*e.g.*, CLUSTAL O 1.2.4 with default parameters).

**[0022]** As used herein, the terms “Cpf1” and “Cas12a” are used interchangeably to refer to the same RNA dependent DNA endonuclease (RdDe). A Cas12a protein provided herein includes the protein of SEQ ID NO: 18.

**[0023]** The term “crossing” as used herein refers to the fertilization of female plants (or gametes) by male plants (or gametes). The term “gamete” refers to the haploid reproductive cell (egg or pollen) produced in plants by meiosis from a gametophyte and involved in sexual reproduction, during which two gametes of opposite sex fuse to form a diploid zygote. The term generally includes reference to a pollen (including the sperm cell) and an ovule (including the ovum). When referring to crossing in the context of achieving the introgression of a genomic region or segment, the skilled person will understand that in order to achieve the introgression of only a part of a chromosome of one plant into the chromosome of another plant, random portions of the genomes of both parental lines recombine during the cross due to the occurrence of crossing-over events in the production of the gametes in the parent lines. Therefore, the genomes of both parents must be combined in a single cell by a cross, where after the production of gametes from the cell and their fusion in fertilization will result in an introgression event.

**[0024]** As used herein, the phrases “DNA junction polynucleotide” and “junction polynucleotide” refers to a polynucleotide of about 18 to about 500 base pairs in length comprised of both endogenous chromosomal DNA of the plant genome and heterologous transgenic DNA which is inserted in the plant genome. A junction polynucleotide can thus comprise about 8, 10, 20, 50, 100, 200, 250, 500, or 1000 base pairs of endogenous chromosomal DNA of the plant genome and about 8, 10, 20, 50, 100, 200, 250, 500, or 1000 base pairs of heterologous transgenic DNA which span the one end of the transgene insertion site in the plant chromosomal DNA. Transgene insertion sites in chromosomes will typically contain both a 5' junction polynucleotide and a 3' junction polynucleotide. In embodiments set forth herein in SEQ ID NO: 1, the 5' junction polynucleotide is located at the 5' end of the sequence and the 3' junction polynucleotide is located at the 3' end of the sequence. In a non-limiting and illustrative example, a 5' junction polynucleotide of a transgenic locus is telomere proximal in a chromosome arm and the 3' junction polynucleotide of the transgenic locus is centromere proximal in the same chromosome arm. In another non-limiting and illustrative example, a 5' junction polynucleotide of a transgenic locus is centromere proximal in a chromosome arm and the 3' junction polynucleotide of the transgenic locus is telomere proximal in the same chromosome arm. The junction polynucleotide which is telomere proximal and the junction polynucleotide which is centromere proximal can be

determined by comparing non-transgenic genomic sequence of a sequenced non-transgenic plant genome to the non-transgenic DNA in the junction polynucleotides.

**[0025]** The term “donor,” as used herein in the context of a plant, refers to the plant or plant line from which the trait, transgenic event, or genomic segment originates, wherein the donor can have the trait, introgression, or genomic segment in either a heterozygous or homozygous state.

**[0026]** As used herein, the term “DAS81419” is used to refer to any of a transgenic soybean locus, transgenic soybean plants and parts thereof including seed set forth in US Patent No. 8,680,363, which is incorporated herein by reference in its entirety. Representative DAS81419 transgenic soybean seed have been deposited with American Type Culture Collection (ATCC, Manassas, Va. 20110-2209 USA) under Accession No. PTA-12006. DAS81419 transgenic loci include loci having the sequence of SEQ ID NO:1, the sequence of the DAS81419 locus in the deposited seed of Accession No. PTA-12006 and any progeny thereof, as well as allelic variants and other variants of SEQ ID NO:1.

**[0027]** As used herein, the terms “excise” and “delete,” when used in the context of a DNA molecule, are used interchangeably to refer to the removal of a given DNA segment or element (*e.g.*, transgene element or transgenic locus or portion thereof) of the DNA molecule.

**[0028]** As used herein, the phrase “elite crop plant” refers to a plant which has undergone breeding to provide one or more trait improvements. Elite crop plant lines include plants which are an essentially homozygous, *e.g.*, inbred or doubled haploid. Elite crop plants can include inbred lines used as is or used as pollen donors or pollen recipients in hybrid seed production (*e.g.*, used to produce F1 plants). Elite crop plants can include inbred lines which are selfed to produce non-hybrid cultivars or varieties or to produce (*e.g.*, bulk up) pollen donor or recipient lines for hybrid seed production. Elite crop plants can include hybrid F1 progeny of a cross between two distinct elite inbred or doubled haploid plant lines.

**[0029]** As used herein, an “event,” “a transgenic event,” “a transgenic locus” and related phrases refer to an insertion of one or more transgenes at a unique site in the genome of a plant as well as to DNA fragments, plant cells, plants, and plant parts (*e.g.*, seeds) comprising genomic DNA containing the transgene insertion. Such events typically comprise both a 5’ and a 3’ DNA junction polynucleotide and confer one or more useful traits including herbicide tolerance, insect resistance, male sterility, and the like.

**[0030]** As used herein, the phrases “endogenous sequence,” “endogenous gene,” “endogenous DNA,” “endogenous polynucleotide,” and the like refer to the native form of a

polynucleotide, gene or polypeptide in its natural location in the organism or in the genome of an organism.

**[0031]** The terms “exogenous” and “heterologous” as are used synonymously herein to refer to any polynucleotide (*e.g.*, DNA molecule) that has been inserted into a new location in the genome of a plant. Non-limiting examples of an exogenous or heterologous DNA molecule include a synthetic DNA molecule, a non-naturally occurring DNA molecule, a DNA molecule found in another species, a DNA molecule found in a different location in the same species, and/or a DNA molecule found in the same strain or isolate of a species, where the DNA molecule has been inserted into a new location in the genome of a plant.

**[0032]** As used herein, the term “F1” refers to any offspring of a cross between two genetically unlike individuals.

**[0033]** The term “gene,” as used herein, refers to a hereditary unit consisting of a sequence of DNA that occupies a specific location on a chromosome and that contains the genetic instruction for a particular characteristics or trait in an organism. The term “gene” thus includes a nucleic acid (for example, DNA or RNA) sequence that comprises coding sequences necessary for the production of an RNA, or a polypeptide or its precursor. A functional polypeptide can be encoded by a full length coding sequence or by any portion of the coding sequence as long as the desired activity or functional properties (*e.g.*, enzymatic activity, pesticidal activity, ligand binding, and/or signal transduction) of the RNA or polypeptide are retained.

**[0034]** The term “identifying,” as used herein with respect to a plant, refers to a process of establishing the identity or distinguishing character of a plant, including exhibiting a certain trait, containing one or more transgenes, and/or containing one or more molecular markers.

**[0035]** As used herein, the term “INIR19” is used to refer either individually collectively to items that include any or all of the DAS81419 transgenic soybean loci which have been modified as disclosed herein, modified DAS81419 transgenic soybean plants and parts thereof including seed, and DNA obtained therefrom.

**[0036]** The term “isolated” as used herein means having been removed from its natural environment.

**[0037]** As used herein, the terms “include,” “includes,” and “including” are to be construed as at least having the features to which they refer while not excluding any additional unspecified features.

**[0038]** As used herein, the phrase “introduced transgene” is a transgene not present in the original transgenic locus in the genome of an initial transgenic event or in the genome of a progeny line obtained from the initial transgenic event. Examples of introduced transgenes include exogenous transgenes which are inserted in a resident original transgenic locus.

**[0039]** As used herein, the terms “introgression”, “introgressed” and “introgressing” refer to both a natural and artificial process, and the resulting plants, whereby traits, genes or DNA sequences of one species, variety or cultivar are moved into the genome of another species, variety or cultivar, by crossing those species. The process may optionally be completed by backcrossing to the recurrent parent. Examples of introgression include entry or introduction of a gene, a transgene, a regulatory element, a marker, a trait, a trait locus, or a chromosomal segment from the genome of one plant into the genome of another plant.

**[0040]** The phrase “marker-assisted selection”, as used herein, refers to the diagnostic process of identifying, optionally followed by selecting a plant from a group of plants using the presence of a molecular marker as the diagnostic characteristic or selection criterion. The process usually involves detecting the presence of a certain nucleic acid sequence or polymorphism in the genome of a plant.

**[0041]** The phrase “molecular marker”, as used herein, refers to an indicator that is used in methods for visualizing differences in characteristics of nucleic acid sequences. Examples of such indicators are restriction fragment length polymorphism (RFLP) markers, amplified fragment length polymorphism (AFLP) markers, single nucleotide polymorphisms (SNPs), microsatellite markers (e.g. SSRs), sequence-characterized amplified region (SCAR) markers, Next Generation Sequencing (NGS) of a molecular marker, cleaved amplified polymorphic sequence (CAPS) markers or isozyme markers or combinations of the markers described herein which defines a specific genetic and chromosomal location.

**[0042]** As used herein the terms “native” or “natural” define a condition found in nature. A “native DNA sequence” is a DNA sequence present in nature that was produced by natural means or traditional breeding techniques but not generated by genetic engineering (e.g., using molecular biology/transformation techniques).

**[0043]** The term “offspring”, as used herein, refers to any progeny generation resulting from crossing, selfing, or other propagation technique.

**[0044]** The phrase "operably linked" refers to a juxtaposition wherein the components so described are in a relationship permitting them to function in their intended manner. For instance,

a promoter is operably linked to a coding sequence if the promoter affects its transcription or expression. When the phrase “operably linked” is used in the context of a PAM site and a guide RNA hybridization site, it refers to a PAM site which permits cleavage of at least one strand of DNA in a polynucleotide with an RNA dependent DNA endonuclease or RNA dependent DNA nickase which recognize the PAM site when a guide RNA complementary to guide RNA hybridization site sequences adjacent to the PAM site is present. A OgRRS and its CgRRS are operably linked to junction polynucleotides when they can be recognized by a gRNA and an RdDe to provide for excision of the transgenic locus or portion thereof flanked by the junction polynucleotides.

**[0045]** As used herein, the term “plant” includes a whole plant and any descendant, cell, tissue, or part of a plant. The term “plant parts” include any part(s) of a plant, including, for example and without limitation: seed (including mature seed and immature seed); a plant cutting; a plant cell; a plant cell culture; or a plant organ (e.g., pollen, embryos, flowers, fruits, shoots, leaves, roots, stems, and explants). A plant tissue or plant organ may be a seed, protoplast, callus, or any other group of plant cells that is organized into a structural or functional unit. A plant cell or tissue culture may be capable of regenerating a plant having the physiological and morphological characteristics of the plant from which the cell or tissue was obtained, and of regenerating a plant having substantially the same genotype as the plant. Regenerable cells in a plant cell or tissue culture may be embryos, protoplasts, meristematic cells, callus, pollen, leaves, anthers, roots, root tips, silk, flowers, kernels, ears, cobs, husks, or stalks. In contrast, some plant cells are not capable of being regenerated to produce plants and are referred to herein as “non-regenerable” plant cells.

**[0046]** The term “purified,” as used herein defines an isolation of a molecule or compound in a form that is substantially free of contaminants normally associated with the molecule or compound in a native or natural environment and means having been increased in purity as a result of being separated from other components of the original composition. The term “purified nucleic acid” is used herein to describe a nucleic acid sequence which has been separated from other compounds including, but not limited to polypeptides, lipids and carbohydrates.

**[0047]** The term “recipient”, as used herein, refers to the plant or plant line receiving the trait, transgenic event or genomic segment from a donor, and which recipient may or may not have the have trait, transgenic event or genomic segment itself either in a heterozygous or homozygous state.

**[0048]** As used herein the term “recurrent parent” or “recurrent plant” describes an elite line that is the recipient plant line in a cross and which will be used as the parent line for successive backcrosses to produce the final desired line.

**[0049]** As used herein the term “recurrent parent percentage” relates to the percentage that a backcross progeny plant is identical to the recurrent parent plant used in the backcross. The percent identity to the recurrent parent can be determined experimentally by measuring genetic markers such as SNPs and/or RFLPs or can be calculated theoretically based on a mathematical formula.

**[0050]** The terms “selfed,” “selfing,” and “self,” as used herein, refer to any process used to obtain progeny from the same plant or plant line as well as to plants resulting from the process. As used herein, the terms thus include any fertilization process wherein both the ovule and pollen are from the same plant or plant line and plants resulting therefrom. Typically, the terms refer to self-pollination processes and progeny plants resulting from self-pollination.

**[0051]** The term “selecting”, as used herein, refers to a process of picking out a certain individual plant from a group of individuals, usually based on a certain identity, trait, characteristic, and/or molecular marker of that individual.

**[0052]** As used herein, the phrase “originator guide RNA recognition site” or the acronym “OgRRS” refers to an endogenous DNA polynucleotide comprising a protospacer adjacent motif (PAM) site operably linked to a guide RNA hybridization site. In certain embodiments, an OgRRS can be located in an untransformed plant chromosome or in non-transgenic DNA of a DNA junction polynucleotide of both an original transgenic locus and a modified transgenic locus. In certain embodiments, an OgRRS can be located in transgenic DNA of a DNA junction polynucleotide of both an original transgenic locus and a modified transgenic locus. In certain embodiments, an OgRRS can be located in both transgenic DNA and non-transgenic DNA of a DNA junction polynucleotide of both an original transgenic locus and a modified transgenic locus (*i.e.*, can span transgenic and non-transgenic DNA in a DNA junction polynucleotide).

**[0053]** As used herein the phrase “cognate guide RNA recognition site” or the acronym “CgRRS” refer to a DNA polynucleotide comprising a PAM site operably linked to a guide RNA hybridization site, where the CgRRS is absent from transgenic plant genomes comprising a first original transgenic locus that is unmodified and where the CgRRS and its corresponding OgRRS can hybridize to a single gRNA. A CgRRS can be located in transgenic DNA of a DNA junction polynucleotide of a modified transgenic locus, in transgenic DNA of a DNA junction

polynucleotide of a modified transgenic locus, or in both transgenic and non-transgenic DNA of a modified transgenic locus (*i.e.*, can span transgenic and non-transgenic DNA in a DNA junction polynucleotide).

**[0054]** As used herein, the phrase “a transgenic locus excision site” refers to the DNA which remains in the genome of a plant or in a DNA molecule (*e.g.*, an isolated or purified DNA molecule) wherein a segment comprising, consisting essentially of, or consisting of a transgenic locus has been deleted. In a non-limiting and illustrative example, a transgenic locus excision site can thus comprise a contiguous segment of DNA comprising at least 10 base pairs of DNA that is telomere proximal to the deleted transgenic locus or to the deleted segment of the transgenic locus and at least 10 base pairs of DNA that is centromere proximal to the deleted transgenic locus or to the deleted segment of the transgenic locus.

**[0055]** As used herein, the phrase “transgene element” refers to a segment of DNA comprising, consisting essentially of, or consisting of a promoter, a 5' UTR, an intron, a coding region, a 3'UTR, or a polyadenylation signal. Polyadenylation signals include transgene elements referred to as “terminators” (*e.g.*, NOS, pinII, rbcS, Hsp17, TubA).

**[0056]** To the extent to which any of the preceding definitions is inconsistent with definitions provided in any patent or non-patent reference incorporated herein by reference, any patent or non-patent reference cited herein, or in any patent or non-patent reference found elsewhere, it is understood that the preceding definition will be used herein.

**[0057]** Various sequences set forth in the sequence listing are described in the following table.

**[0058]** Table 1. Description of sequences.

SEQ ID NO	Description
1	DAS81419 Complete Transgenic Locus comprising from 5' to 3': 5' flanking plant genomic DNA; 5' junction polynucleotide; an AtUbi10 promoter; a Cry1F coding sequence; an ORF23 3' UTR; a CsYMV promoter; a Cry1Ac coding region; an ORF23 3' UTR; a CsYMV promoter; a PAT coding region; an ORF1 3' UTR; 3' junction polynucleotide, and 3' flanking plant genomic DNA. The DAS81419 5' flank region comprises nucleotides 1-1400 of SEQ ID NO: 1. The DAS81419 transgenic insert extends from nucleotides 1401-13896 of SEQ ID NO: 1. The DAS81419 3' flanking DNA comprises 13897-15294 of SEQ ID NO: 1.
2	INIR19-1 (with gRNA-1 Cut resulting in a deletion of nucleotides in a DAS81419 3' junction polynucleotide sequence)
3	INIR19-2 (Insertion of 27 bp CgRRS of SEQ ID NO: 9 in 3' junction polynucleotide with gRNA-2 Cut and SEQ ID NO: 23 donor DNA template containing the SEQ ID NO: 9 CgRRS)
4	gRNA-1
5	gRNA-2

6	gRNA-3
7	OgRRS
8	CgRRS+ flank DNA (G1 Insert)
9	CgRRS+ Flank DNA (G2 Insert)
10	CgRRS+ Flank DNA (G3 Insert)
11	DAS81419 donor template sequence containing SEQ ID NO: 8 CgRRS
12	DAS81419 3' target insertion site
13	DAS81419 -gRNA coding sequence
14	DAS81419 5' primer
15	DAS81419 3' primer
16	DAS81419 CgRRS and flank
17	INIR19-3 (Insertion of 27 bp CgRRS of SEQ ID NO: 8 with gRNA-1 Cut and SEQ ID NO: 11 donor DNA template containing the SEQ ID NO: 8 CgRRS)
18	(Cas12a Nuclease ) (>sp U2UMQ6 CS12A_ACISB CRISPR-associated endonuclease Cas12a OS=Acidaminococcus sp. (strain BV3L6) OX=1111120 GN=cas12a PE=1 SV=1)
19	DAS81419 5' Junction Polynucleotide
20	DAS81419 5' plant genomic flanking
21	DAS81419 3' Junction Polynucleotide
22	DAS81419 3' plant genomic flanking
23	INIR19-2 donor DNA template sequence containing SEQ ID NO: 9 CgRRS

**[0059]** Genome editing molecules can permit introduction of targeted genetic change conferring desirable traits in a variety of crop plants (Zhang et al. *Genome Biol.* 2018; 19: 210; Schindele et al. *FEBS Lett.* 2018;592(12):1954). Desirable traits introduced into crop plants such as soybean and soybean include herbicide tolerance, improved food and/or feed characteristics, male-sterility, and drought stress tolerance. Nonetheless, full realization of the potential of genome editing methods for crop improvement will entail efficient incorporation of the targeted genetic changes in germplasm of different elite crop plants adapted for distinct growing conditions. Such elite crop plants will also desirably comprise useful transgenic loci which confer various traits including herbicide tolerance, pest resistance (*e.g.*; insect, nematode, fungal disease, and bacterial disease resistance), conditional male sterility systems for hybrid seed production, abiotic stress tolerance (*e.g.*, drought tolerance), improved food and/or feed quality, and improved industrial use (*e.g.*, biofuel). Provided herein are methods whereby targeted genetic changes are efficiently combined with desired subsets of transgenic loci in elite progeny plant lines (*e.g.*, elite inbreds used for hybrid seed production or for inbred varietal production). Also provided are plant genomes containing modified transgenic loci which can be selectively excised with a single gRNA molecule.

Such modified transgenic loci comprise an originator guide RNA recognition site (OgRRS) which is identified in non-transgenic DNA of a first junction polynucleotide of the transgenic locus and cognate guide RNA recognition site (CgRRS) which is introduced (*e.g.*, by genome editing methods) into a second junction polynucleotide of the transgenic locus and which can hybridize to the same gRNA as the OgRRS, thereby permitting excision of the modified transgenic locus with a single guide RNA. An originator guide RNA recognition site (OgRRS) comprises endogenous DNA found in untransformed plants and in endogenous non-transgenic DNA of junction polynucleotides of transgenic plants containing a modified or unmodified transgenic locus. The OgRRS located in non-transgenic DNA of a first DNA junction polynucleotide is used to design a related cognate guide RNA recognition site (CgRRS) which is introduced (*e.g.*, by genome editing methods) into the second junction polynucleotide of the transgenic locus. A CgRRS is thus present in junction polynucleotides of modified transgenic loci provided herein and is absent from endogenous DNA found in untransformed plants and absent from endogenous non-transgenic DNA found in junction sequences of transgenic plants containing an unmodified transgenic locus. Also provided are unique transgenic locus excision sites created by excision of such modified transgenic loci, DNA molecules comprising the modified transgenic loci, unique transgenic locus excision sites and/or plants comprising the same, biological samples containing the DNA, nucleic acid markers adapted for detecting the DNA molecules, and related methods of identifying the elite crop plants comprising unique transgenic locus excision sites.

**[0060]** Also provided herein are methods whereby targeted genetic changes are efficiently combined with desired subsets of transgenic loci in elite progeny plant lines (*e.g.*, elite inbreds used for hybrid seed production or for inbred varietal production). Examples of such methods include those illustrated in Figure 1. In certain embodiments, INIR19 transgenic loci provided here are characterized by polynucleotide sequences that can facilitate as necessary the removal of the INIR19 transgenic loci from the genome. Useful applications of such INIR19 transgenic loci and related methods of making include targeted excision of a INIR19 transgenic locus or portion thereof in certain breeding lines to facilitate recovery of germplasm with subsets of transgenic traits tailored for specific geographic locations and/or grower preferences. Other useful applications of such INIR19 transgenic loci and related methods of making include removal of transgenic traits from certain breeding lines when it is desirable to replace the trait in the breeding line without disrupting other transgenic loci and/or non-transgenic loci. In certain embodiments, soybean genomes containing INIR19 transgenic loci or portions thereof which can be selectively excised

with one or more gRNA molecules and RdDe (RNA dependent DNA endonucleases) which form gRNA/target DNA complexes. Such selectively excisable INIR19 transgenic loci can comprise an originator guide RNA recognition site (OgRRS) which is identified in non-transgenic DNA, transgenic DNA, or a combination thereof in of a first junction polynucleotide of the transgenic locus and cognate guide RNA recognition site (CgRRS) which is introduced (*e.g.*, by genome editing methods) into a second junction polynucleotide of the transgenic locus and which can hybridize to the same gRNA as the OgRRS, thereby permitting excision of the modified transgenic locus or portions thereof with a single guide RNA (*e.g.*, as shown in Figures 2A and B). In certain embodiments, an originator guide RNA recognition site (OgRRS) comprises endogenous DNA found in untransformed plants and in endogenous non-transgenic DNA of junction polynucleotides of transgenic plants containing a modified or unmodified transgenic locus. In certain embodiments, an originator guide RNA recognition site (OgRRS) comprises exogenous transgenic DNA of junction polynucleotides of transgenic plants containing a modified or unmodified transgenic locus. The OgRRS located in non-transgenic DNA transgenic DNA, or a combination thereof in of a first DNA junction polynucleotide is used to design a related cognate guide RNA recognition site (CgRRS) which is introduced (*e.g.*, by genome editing methods) into the second junction polynucleotide of the transgenic locus. A CgRRS is thus present in junction polynucleotides of modified transgenic loci provided herein and is absent from endogenous DNA found in untransformed plants and absent from junction sequences of transgenic plants containing an unmodified transgenic locus. A CgRRS is also absent from a combination of non-transgenic and transgenic DNA found in junction sequences of transgenic plants containing an unmodified transgenic locus. Examples of OgRRS polynucleotide sequences in or near a 3' junction polynucleotide in an DAS81419 transgenic locus include SEQ ID NO: 7. OgRRS polynucleotide sequences located in a first junction polynucleotide can be introduced into the second junction polynucleotide using donor DNA templates as illustrated in Figure 2A and as elsewhere described herein. A donor DNA template for introducing the SEQ ID NO: 7 OgRRS into the 3' junction polynucleotide of an DAS81419 locus includes the donor DNA template of SEQ ID NO: 11 or 23. Double stranded breaks in a 3' junction polynucleotide of SEQ ID NO: 1 can be introduced with gRNAs encoded by SEQ ID NO: 4, 5, or 6 and a Cas12a nuclease. Integration of the SEQ ID NO: 11, 23, or other donor DNA template into the 3' junction polynucleotide of an DAS81419 locus at the double stranded breaks introduced by the gRNAs encoded by SEQ ID NO: 4, 5, and/or 6 and a Cas12a nuclease can provide an INIR19 locus comprising the CgRRS sequence set forth in SEQ

ID NO: 8, 9, or 10. A donor DNA template of SEQ ID NO: 11 or the equivalent thereof having longer or shorter homology arms can be used to obtain the CgRRS insertion in the 3' junction polynucleotide that is set forth in SEQ ID NO: 8. An INIR19 transgenic locus containing this CgRRS insertion of SEQ ID NO: 8 is set forth in SEQ ID NO: 17. A donor DNA template of SEQ ID NO: 23 or the equivalent thereof having longer or shorter homology arms can be used to obtain the CgRRS insertion in the 3' junction polynucleotide that is set forth in SEQ ID NO: 9. An INIR19 transgenic locus containing this CgRRS insertion of SEQ ID NO: 9 is set forth in SEQ ID NO: 3.

**[0061]** Also provided are unique transgenic locus excision sites created by excision of INIR19 transgenic loci or selectively excisable INIR19 transgenic loci, DNA molecules comprising the INIR19 transgenic loci or unique fragments thereof (*i.e.*, fragments of an INIR19 locus which are not found in an DAS81419 transgenic locus), INIR19 plants comprising the same, biological samples containing the DNA, nucleic acid markers adapted for detecting the DNA molecules, and related methods of identifying soybeanw plants comprising unique INIR19 transgenic locus excision sites and unique fragments of a INIR19 transgenic locus. An example of such an excision site would include an excision site created by excising an INIR19 transgenic locus comprising a CgRRS of SEQ ID NO: 8, 9, or 10 located in a 3' junction polynucleotide with a guide RNA encoded by SEQ ID NO: 13 and a suitable Cas RdDe (*e.g.*, a Cas12a nuclease of SEQ ID NO: 18). DNA molecules comprising unique fragments of an INIR19 transgenic locus are diagnostic for the presence of an INIR19 transgenic locus or fragments thereof in a soybean plant, soybean cell, soybean seed, products obtained therefrom (*e.g.*, seed meal or stover), and biological samples. DNA molecules comprising unique fragments of an INIR19 transgenic locus include DNA molecules comprising SEQ ID NO: 8, 9, 10, 11, 16, 23, and allelic variants thereof.

**[0062]** Methods provided herein can be used to excise any transgenic locus where the first and second junction sequences comprising the endogenous non-transgenic genomic DNA and the heterologous transgenic DNA which are joined at the site of transgene insertion in the plant genome are known or have been determined. In certain embodiments provided herein, transgenic loci can be removed from crop plant lines to obtain crop plant lines with tailored combinations of transgenic loci and optionally targeted genetic changes. Such first and second junction sequences are readily identified in new transgenic events by inverse PCR techniques using primers which are complementary the inserted transgenic sequences. In certain embodiments, the first and second junction sequences of transgenic loci are published. An example of a transgenic locus which can be improved and used in the methods provided herein is the soybean DAS81419 transgenic locus

described in US Patent No. 8,680,363. Soybean plants comprising the DAS81419 transgenic locus and seed thereof have been cultivated, been placed in commerce, and have been described in a variety of publications by various governmental bodies. Databases which have compiled descriptions of the DAS81419 transgenic locus include the International Service for the Acquisition of Agri-biotech Applications (ISAAA) database (available on the world wide web internet site "isaaa.org/gmapprovaldatabase/event"), the GenBit LLC database (available on the world wide web internet site "genbitgroup.com/en/gmo/gmodatabase"), and the Biosafety Clearing-House (BCH) database (available on the http internet site "bch.cbd.int/database/organisms").

**[0063]** Sequences of the junction polynucleotides as well as the transgenic insert(s) of the DAS81419 transgenic locus which can be improved by the methods provided herein are set forth or otherwise provided in SEQ ID NO: 1, US 8,680,363, the sequence of the DAS81419 locus in the deposited seed of ATCC accession No. PTA-12006, and elsewhere in this disclosure. In certain embodiments provided herein, the DAS81419 transgenic locus set forth in SEQ ID NO: 1 or present in the deposited seed of ATCC accession No. PTA-12006 is referred to as an "original DAS81419 transgenic locus." Allelic or other variants of the sequence set forth SEQ ID NO: 1, the patent references set forth therein and incorporated herein by reference in their entireties, and elsewhere in this disclosure which may be present in certain variant DAS81419 transgenic plant loci (e.g., progeny of deposited seed of accession No. PTA-12006 which contain allelic variants of SEQ ID NO:1 or progeny originating from transgenic plant cells comprising the original DAS81419 transgenic loci set forth in US 8,680,363) can also be improved by identifying sequences in the variants that correspond to the SEQ ID NO: 1 by performing a pairwise alignment (e.g., using CLUSTAL O 1.2.4 with default parameters) and making corresponding changes in the allelic or other variant sequences. Such allelic or other variant sequences include sequences having at least 85%, 90%, 95%, 98%, or 99% sequence identity across the entire length or at least 20, 40, 100, 500, 1,000, 2,000, 4,000, 8,000, 10,000, or 10,579 nucleotides of SEQ ID NO: 1. Also provided are plants, plant parts including seeds, genomic DNA, and/or DNA obtained from INIR19 plants which comprise one or more modifications (e.g., via insertion of a CgRRS in a junction polynucleotide sequence) which provide for selective excision of the INIR19 transgenic locus or a portion thereof. Also provided herein are methods of detecting plants, genomic DNA, and/or DNA obtained from plants comprising a INIR19 transgenic locus which contains one or more of a CgRRS, deletions of selectable marker genes, deletions of non-essential DNA, and/or a transgenic

locus excision site. A first junction polynucleotide of a DAS81419 transgenic locus can comprise either one of the junction polynucleotides found at the 5' end or the 3' end of any one of the sequences set forth in SEQ ID NO: 1, allelic variants thereof, or other variants thereof. An OgRRS can be found within non-transgenic DNA, transgenic DNA, or a combination thereof in either one of the junction polynucleotides of any one of SEQ ID NO: 1, allelic variants thereof, or other variants thereof. A second junction polynucleotide of a transgenic locus can comprise either one of the junction polynucleotides found at the 5' or 3' end of any one of the sequences set forth in SEQ ID NO: 1, allelic variants thereof, or other variants thereof. A CgRRS can be introduced within transgenic, non-transgenic DNA, or a combination thereof of either one of the junction polynucleotides of any one of SEQ ID NO: 1, allelic variants thereof, or other variants thereof to obtain an INIR19 transgenic locus. In certain embodiments, the OgRRS is found in non-transgenic DNA or transgenic DNA of the 5' junction polynucleotide of a transgenic locus of any one of SEQ ID NO: 1, allelic variants thereof, or other variants thereof and the corresponding CgRRS is introduced into the transgenic DNA, non-transgenic DNA, or a combination thereof in the 3' junction polynucleotide of the DAS81419 transgenic locus of SEQ ID NO: 1, allelic variants thereof, or other variants thereof to obtain an INIR19 transgenic locus. In other embodiments, the OgRRS is found in non-transgenic DNA or transgenic DNA of the 3' junction polynucleotide of the DAS81419 transgenic locus of any one of SEQ ID NO: 1, allelic variants thereof, or other variants thereof and the corresponding CgRRS is introduced into the transgenic DNA, non-transgenic DNA, or a combination thereof in the 5' junction polynucleotide of the transgenic locus of SEQ ID NO: 1, allelic variants thereof, or other variants thereof to obtain an INIR19 transgenic locus.

**[0064]** Also provided herein are allelic variants of any of the INIR19 transgenic loci or DNA molecules provided herein. In certain embodiments, such allelic variants of INIR19 transgenic loci include sequences having at least 85%, 90%, 95%, 98%, or 99% sequence identity across the entire length or at least 20, 40, 100, 500, 1,000, 2,000, 4,000, 6,000, 8,000, 9,000, 10,000, 11,000, 12,000, 13,000, 14,000, 15,000, or more nucleotides of SEQ ID NO: 2, 3, or 17. In certain embodiments, such allelic variants of INIR19 DNA molecules include sequences having at least 85%, 90%, 95%, 98%, or 99% sequence identity across the entire length of SEQ ID NO: 2, 3, 8, 9, 10, 11, 16, 17, or 23.

**[0065]** In certain embodiments, the CgRRS is comprised in whole or in part of an exogenous DNA molecule that is introduced into a DNA junction polynucleotide by genome

editing. In certain embodiments, the guide RNA hybridization site of the CgRRS is operably linked to a pre-existing PAM site in the transgenic DNA or non-transgenic DNA of the transgenic plant genome. In other embodiments, the guide RNA hybridization site of the CgRRS is operably linked to a new PAM site that is introduced in the DNA junction polynucleotide by genome editing. A CgRRS can be located in non-transgenic plant genomic DNA of a DNA junction polynucleotide of an INIR19 transgenic locus, in transgenic DNA of a DNA junction polynucleotide of an INIR19 transgenic locus, or can span the junction of the transgenic and non-transgenic DNA of a DNA junction polynucleotide of an INIR19 transgenic locus. An OgRRS can likewise be located in non-transgenic plant genomic DNA of a DNA junction polynucleotide of an INIR19 transgenic locus, in transgenic DNA of a DNA junction polynucleotide of an INIR19 transgenic locus, or can span the junction of the transgenic and non-transgenic DNA of a DNA junction polynucleotide of an INIR19 transgenic locus

**[0066]** Methods provided herein can be used in a variety of breeding schemes to obtain elite crop plants comprising subsets of desired modified transgenic loci comprising an OgRRS and a CgRRS operably linked to junction polynucleotide sequences and transgenic loci excision sites where undesired transgenic loci or portions thereof have been removed (e.g., by use of the OgRRS and a CgRRS). Such methods are useful at least insofar as they allow for production of distinct useful donor plant lines each having unique sets of modified transgenic loci and, in some instances, targeted genetic changes that are tailored for distinct geographies and/or product offerings. In an illustrative and non-limiting example, a different product lines comprising transgenic loci conferring only two of three types of herbicide tolerance (e.g., glyphosate, glufosinate, and dicamba) can be obtained from a single donor line comprising three distinct transgenic loci conferring resistance to all three herbicides. In certain aspects, plants comprising the subsets of undesired transgenic loci and transgenic loci excision sites can further comprise targeted genetic changes. Such elite crop plants can be inbred plant lines or can be hybrid plant lines. In certain embodiments, at least two transgenic loci (e.g., transgenic loci including an INIR19 and another modified transgenic locus wherein an OgRRS and a CgRRS site is operably linked to a first and a second junction sequence and optionally a selectable marker gene and/or non-essential DNA are deleted) are introgressed into a desired donor line comprising elite crop plant germplasm and then subjected to genome editing molecules to recover plants comprising one of the two introgressed transgenic loci as well as a transgenic loci excision site introduced by excision of the other transgenic locus or portion thereof by the genome editing molecules. In certain embodiments, the

genome editing molecules can be used to remove a transgenic locus and introduce targeted genetic changes in the crop plant genome. Introgression can be achieved by backcrossing plants comprising the transgenic loci to a recurrent parent comprising the desired elite germplasm and selecting progeny with the transgenic loci and recurrent parent germplasm. Such backcrosses can be repeated and/or supplemented by molecular assisted breeding techniques using SNP or other nucleic acid markers to select for recurrent parent germplasm until a desired recurrent parent percentage is obtained (e.g., at least about 95%, 96%, 97%, 98%, or 99% recurrent parent percentage). A non-limiting, illustrative depiction of a scheme for obtaining plants with both subsets of transgenic loci and the targeted genetic changes is shown in the Figure 1 (bottom “Alternative” panel), where two or more of the transgenic loci (“Event” in Figure 1) are provided in Line A and then moved into elite crop plant germplasm by introgression. In the non-limiting Figure 1 illustration, introgression can be achieved by crossing a “Line A” comprising two or more of the modified transgenic loci to the elite germplasm and then backcrossing progeny of the cross comprising the transgenic loci to the elite germplasm as the recurrent parent) to obtain a “Universal Donor” (e.g., Line A+ in Figure 1) comprising two or more of the modified transgenic loci. This elite germplasm containing the modified transgenic loci (e.g., “Universal Donor” of Figure 1) can then be subjected to genome editing molecules which can excise at least one of the transgenic loci (“Event Removal” in Figure 1) and introduce other targeted genetic changes (“GE” in Figure 1) in the genomes of the elite crop plants containing one of the transgenic loci and a transgenic locus excision site corresponding to the removal site of one of the transgenic loci. Such selective excision of transgenic loci or portion thereof can be effected by contacting the genome of the plant comprising two transgenic loci with gene editing molecules (e.g., RdDe and gRNAs, TALENS, and/or ZFN) which recognize one transgenic loci but not another transgenic loci. Genome editing molecules that provide for selective excision of a first modified transgenic locus comprising an OgRRS and a CgRRS include a gRNA that hybridizes to the OgRRS and CgRRS of the first modified transgenic locus and an RdDe that recognizes the gRNA/OgRRS and gRNA/CgRRS complexes. Distinct plant lines with different subsets of transgenic loci and desired targeted genetic changes are thus recovered (e.g., “Line B-1,” “Line B-2,” and “Line B-3” in Figure 1). In certain embodiments, it is also desirable to bulk up populations of inbred elite crop plants or their seed comprising the subset of transgenic loci and a transgenic locus excision site by selfing. In certain embodiments, inbred progeny of the selfed soybean plants comprising the INIR19 transgenic loci can be used as a pollen donor or recipient for hybrid seed production. Such hybrid seed and the

progeny grown therefrom can comprise a subset of desired transgenic loci and a transgenic loci excision site.

**[0067]** Hybrid plant lines comprising elite crop plant germplasm, at least one transgenic locus and at least one transgenic locus excision site, and in certain aspects, additional targeted genetic changes are also provided herein. Methods for production of such hybrid seed can comprise crossing elite crop plant lines where at least one of the pollen donor or recipient comprises at least the transgenic locus and a transgenic locus excision site and/or additional targeted genetic changes. In certain embodiments, the pollen donor and recipient will comprise germplasm of distinct heterotic groups and provide hybrid seed and plants exhibiting heterosis. In certain embodiments, the pollen donor and recipient can each comprise a distinct transgenic locus which confers either a distinct trait (e.g., herbicide tolerance or insect resistance), a different type of trait (e.g., tolerance to distinct herbicides or to distinct insects such as coleopteran or lepidopteran insects), or a different mode-of-action for the same trait (e.g., resistance to coleopteran insects by two distinct modes-of-action or resistance to lepidopteran insects by two distinct modes-of-action). In certain embodiments, the pollen recipient will be rendered male sterile or conditionally male sterile. Methods for inducing male sterility or conditional male sterility include emasculation (e.g., detasseling), cytoplasmic male sterility, chemical hybridizing agents or systems, a transgene or transgene systems, and/or mutation(s) in one or more endogenous plant genes. Descriptions of various male sterility systems that can be adapted for use with the elite crop plants provided herein are described in Wan et al. *Molecular Plant*; 12, 3, (2019):321-342 as well as in US 8,618,358; US 20130031674; and US 2003188347.

**[0068]** In certain embodiments, edited transgenic plant genomes, transgenic plant cells, parts, or plants containing those genomes, and DNA molecules obtained therefrom, can comprise a desired subset of transgenic loci and/or comprise at least one transgenic locus excision site. In certain embodiments, a segment comprising an INIR19 transgenic locus comprising an OgRRS in non-transgenic DNA of a 1st junction polynucleotide sequence and a CgRRS in a 2nd junction polynucleotide sequence is deleted with a gRNA and RdDe that recognize the OgRRS and the CgRRS to produce an INIR19 transgenic locus excision site. For example, an INIR19 transgenic locus set forth in SEQ ID NO: 3 or 17 can be deleted with a Cas12a RdDe (e.g. the Cas12a of SEQ ID NO: 18) and a gRNA comprising an RNA encoded by SEQ ID NO: 13. In certain embodiments, the transgenic locus excision site can comprise a contiguous segment of DNA comprising at least 10 base pairs of DNA that is telomere proximal to the deleted segment of the transgenic locus and

at least 10 base pairs of DNA that is centromere proximal to the deleted segment of the transgenic locus wherein the transgenic DNA (*i.e.*, the heterologous DNA) that has been inserted into the crop plant genome has been deleted. In certain embodiments where a segment comprising a transgenic locus has been deleted, the transgenic locus excision site can comprise a contiguous segment of DNA comprising at least 10 base pairs DNA that is telomere proximal to the deleted segment of the transgenic locus and at least 10 base pairs of DNA that is centromere proximal DNA to the deleted segment of the transgenic locus wherein the heterologous transgenic DNA and at least 1, 2, 5, 10, 20, 50, or more base pairs of endogenous DNA located in a 5' junction sequence and/or in a 3' junction sequence of the original transgenic locus that has been deleted. In such embodiments where DNA comprising the transgenic locus is deleted, a transgenic locus excision site can comprise at least 10 base pairs of DNA that is telomere proximal to the deleted segment of the transgenic locus and at least 10 base pairs of DNA that is centromere proximal to the deleted segment of the transgenic locus wherein all of the transgenic DNA is absent and either all or less than all of the endogenous DNA flanking the transgenic DNA sequences are present. In certain embodiments where a segment consisting essentially of an original transgenic locus has been deleted, the transgenic locus excision site can be a contiguous segment of at least 10 base pairs of DNA that is telomere proximal to the deleted segment of the transgenic locus and at least 10 base pairs of DNA that is centromere proximal to the deleted segment of the transgenic locus wherein less than all of the heterologous transgenic DNA that has been inserted into the crop plant genome is excised. In certain aforementioned embodiments where a segment consisting essentially of an original transgenic locus has been deleted, the transgenic locus excision site can thus contain at least 1 base pair of DNA or 1 to about 2 or 5, 8, 10, 20, or 50 base pairs of DNA comprising the telomere proximal and/or centromere proximal heterologous transgenic DNA that has been inserted into the crop plant genome. In certain embodiments where a segment consisting of an original transgenic locus has been deleted, the transgenic locus excision site can contain a contiguous segment of DNA comprising at least 10 base pairs of DNA that is telomere proximal to the deleted segment of the transgenic locus and at least 10 base pairs of DNA that is centromere proximal to the deleted segment of the transgenic locus wherein the heterologous transgenic DNA that has been inserted into the crop plant genome is deleted. In certain embodiments where DNA consisting of the transgenic locus is deleted, a transgenic locus excision site can comprise at least 10 base pairs of DNA that is telomere proximal to the deleted segment of the transgenic locus and at least 10 base pairs of DNA that is centromere proximal to the deleted segment of the transgenic

locus wherein all of the heterologous transgenic DNA that has been inserted into the crop plant genome is deleted and all of the endogenous DNA flanking the heterologous sequences of the transgenic locus is present. In any of the aforementioned embodiments or in other embodiments, the continuous segment of DNA comprising the transgenic locus excision site can further comprise an insertion of 1 to about 2, 5, 10, 20, or more nucleotides between the DNA that is telomere proximal to the deleted segment of the transgenic locus and the DNA that is centromere proximal to the deleted segment of the transgenic locus. Such insertions can result either from endogenous DNA repair and/or recombination activities at the double stranded breaks introduced at the excision site and/or from deliberate insertion of an oligonucleotide. Plants, edited plant genomes, biological samples, and DNA molecules (*e.g.*, including isolated or purified DNA molecules) comprising the INIR19 transgenic loci excision sites are provided herein.

**[0069]** In other embodiments, a segment comprising a INIR19 transgenic locus (*e.g.*, a transgenic locus comprising an OgRRS in non-transgenic DNA of a 1<sup>st</sup> junction sequence and a CgRRS in a 2<sup>nd</sup> junction sequence) can be deleted with a gRNA and RdDe that recognize the OgRRS and the CgRRS and replaced with DNA comprising the endogenous non-transgenic plant genomic DNA present in the genome prior to transgene insertion. A non-limiting example of such replacements can be visualized in Figure 2C, where the donor DNA template can comprise the endogenous non-transgenic plant genomic DNA present in the genome prior to transgene insertion along with sufficient homology to non-transgenic DNA on each side of the excision site to permit homology-directed repair. In certain embodiments, the endogenous non-transgenic plant genomic DNA present in the genome prior to transgene insertion can be at least partially restored. In certain embodiments, the endogenous non-transgenic plant genomic DNA present in the genome prior to transgene insertion can be essentially restored such that no more than about 5, 10, or 20 to about 50, 80, or 100 nucleotides are changed relative to the endogenous DNA at the essentially restored excision site.

**[0070]** In certain embodiments, edited transgenic plant genomes and transgenic plant cells, plant parts, or plants containing those edited genomes, comprising a modification of an original transgenic locus, where the modification comprises an OgRRS and a CgRRS which are operably linked to a 1<sup>st</sup> and a 2<sup>nd</sup> junction sequence, respectively or irrespectively, and optionally further comprise a deletion of a segment of the original transgenic locus. In certain embodiments, the modification comprises two or more separate deletions and/or there is a modification in two or more original transgenic plant loci. In certain embodiments, the deleted segment comprises,

consists essentially of, or consists of a segment of non-essential DNA in the transgenic locus. Illustrative examples of non-essential DNA include but are not limited to synthetic cloning site sequences, duplications of transgene sequences; fragments of transgene sequences, and *Agrobacterium* right and/or left border sequences. In certain embodiments, the non-essential DNA is a duplication and/or fragment of a promoter sequence and/or is not the promoter sequence operably linked in the cassette to drive expression of a transgene. In certain embodiments, excision of the non-essential DNA improves a characteristic, functionality, and/or expression of a transgene of the transgenic locus or otherwise confers a recognized improvement in a transgenic plant comprising the edited transgenic plant genome. In certain embodiments, the non-essential DNA does not comprise DNA encoding a selectable marker gene. In certain embodiments of an edited transgenic plant genome, the modification comprises a deletion of the non-essential DNA and a deletion of a selectable marker gene. The modification producing the edited transgenic plant genome could occur by excising both the non-essential DNA and the selectable marker gene at the same time, e.g., in the same modification step, or the modification could occur step-wise. For example, an edited transgenic plant genome in which a selectable marker gene has previously been removed from the transgenic locus can comprise an original transgenic locus from which a non-essential DNA is further excised and vice versa. In certain embodiments, the modification comprising deletion of the non-essential DNA and deletion of the selectable marker gene comprises excising a single segment of the original transgenic locus that comprises both the non-essential DNA and the selectable marker gene. Such modification would result in one excision site in the edited transgenic genome corresponding to the deletion of both the non-essential DNA and the selectable marker gene. In certain embodiments, the modification comprising deletion of the non-essential DNA and deletion of the selectable marker gene comprises excising two or more segments of the original transgenic locus to achieve deletion of both the non-essential DNA and the selectable marker gene. Such modification would result in at least two excision sites in the edited transgenic genome corresponding to the deletion of both the non-essential DNA and the selectable marker gene. In certain embodiments of an edited transgenic plant genome, prior to excision, the segment to be deleted is flanked by operably linked protospacer adjacent motif (PAM) sites in the original or unmodified transgenic locus and/or the segment to be deleted encompasses an operably linked PAM site in the original or unmodified transgenic locus. In certain embodiments, following excision of the segment, the resulting edited transgenic plant genome comprises PAM sites flanking the deletion site in the modified transgenic locus. In certain

embodiments of an edited transgenic plant genome, the modification comprises a modification of a DAS81419 transgenic locus.

**[0071]** In certain embodiments, improvements in a transgenic plant locus are obtained by introducing a new cognate guide RNA recognition site (CgRRS) which is operably linked to a DNA junction polynucleotide of the transgenic locus in the transgenic plant genome. Such CgRRS sites can be recognized by RdDe and a single suitable guide RNA directed to the CgRRS and the originator gRNA Recognition Site (OgRRS) to provide for cleavage within the junction polynucleotides which flank an INIR19 transgenic locus. In certain embodiments, the CgRRS/gRNA and OgRRS/gRNA hybridization complexes are recognized by the same class of RdDe (*e.g.*, Class 2 type II or Class 2 type V) or by the same RdDe (*e.g.*, both the CgRRS/gRNA and OgRRS/gRNA hybridization complexes recognized by the same Cas9 or Cas 12 RdDe). Such CgRRS and OgRRS can be recognized by RdDe and suitable guide RNAs containing crRNA sufficiently complementary to the guide RNA hybridization site DNA sequences adjacent to the PAM site of the CgRRS and the OgRRS to provide for cleavage within or near the two junction polynucleotides. Suitable guide RNAs can be in the form of a single gRNA comprising a crRNA or in the form of a crRNA/tracrRNA complex. In the case of the OgRRS site, the PAM and guide RNA hybridization site are endogenous DNA polynucleotide molecules found in the plant genome. In certain embodiments where the CgRRS is introduced into the plant genome by genome editing, gRNA hybridization site polynucleotides introduced at the CgRRS are at least 17 or 18 nucleotides in length and are complementary to the crRNA of a guide RNA. In certain embodiments, the gRNA hybridization site sequence of the OgRRS and/or the CgRRS is about 17 or 18 to about 24 nucleotides in length. The gRNA hybridization site sequence of the OgRRS and the gRNA hybridization site of the CgRRS can be of different lengths or comprise different sequences so long as there is sufficient complementarity to permit hybridization by a single gRNA and recognition by a RdDe that recognizes and cleaves DNA at the gRNA/OgRRS and gRNA/CgRRS complex. In certain embodiments, the guide RNA hybridization site of the CgRRS comprise about a 17 or 18 to about 24 nucleotide sequence which is identical to the guide RNA hybridization site of the OgRRS. In other embodiments, the guide RNA hybridization site of the CgRRS comprise about a 17 or 18 to about 24 nucleotide sequence which has one, two, three, four, or five nucleotide insertions, deletions or substitutions when compared to the guide RNA hybridization site of the OgRRS. Certain CgRRS comprising a gRNA hybridization site containing has one, two, three, four, or five nucleotide insertions, deletions or substitutions when compared to the guide RNA

hybridization site of the OgRRS can undergo hybridization with a gRNA which is complementary to the OgRRS gRNA hybridization site and be cleaved by certain RdDe. Examples of mismatches between gRNAs and guide RNA hybridization sites which allow for RdDe recognition and cleavage include mismatches resulting from both nucleotide insertions and deletions in the DNA which is hybridized to the gRNA (*e.g.*, Lin et al., doi: 10.1093/nar/gku402). In certain embodiments, an operably linked PAM site is co-introduced with the gRNA hybridization site polynucleotide at the CgRRS. In certain embodiments, the gRNA hybridization site polynucleotides are introduced at a position adjacent to a resident endogenous PAM sequence in the junction polynucleotide sequence to form a CgRRS where the gRNA hybridization site polynucleotides are operably linked to the endogenous PAM site. In certain embodiments, non-limiting features of the OgRRS, CgRRS, and/or the gRNA hybridization site polynucleotides thereof include: (i) absence of significant homology or sequence identity (*e.g.*, less than 50% sequence identity across the entire length of the OgRRS, CgRRS, and/or the gRNA hybridization site sequence) to any other endogenous or transgenic sequences present in the transgenic plant genome or in other transgenic genomes of the soybean plant being transformed and edited; (ii) absence of significant homology or sequence identity (*e.g.*, less than 50% sequence identity across the entire length of the sequence) of a sequence of a first OgRRS and a first CgRRS to a second OgRRS and a second CgRRS which are operably linked to junction polynucleotides of a distinct transgenic locus; (iii) the presence of some sequence identity (*e.g.*, about 25%, 40%, or 50% to about 60%, 70%, or 80%) between the OgRRS sequence and endogenous sequences present at the site where the CgRRS sequence is introduced; and/or (iv) optimization of the gRNA hybridization site polynucleotides for recognition by the RdDe and guide RNA when used in conjunction with a particular PAM sequence. In certain embodiments, the first and second OgRRS as well as the first and second CgRRS are recognized by the same class of RdDe (*e.g.*, Class 2 type II or Class 2 type V) or by the same RdDe (*e.g.*, Cas9 or Cas 12 RdDe). In certain embodiments, the first OgRRS site in a first junction polynucleotide and the CgRRS introduced in the second junction polynucleotide to permit excision of a first transgenic locus by a first single guide RNA and a single RdDe. Such nucleotide insertions or genome edits used to introduce CgRRS in a transgenic plant genome can be effected in the plant genome by using gene editing molecules (*e.g.*, RdDe and guide RNAs, RNA dependent nickases and guide RNAs, Zinc Finger nucleases or nickases, or TALE nucleases or nickases) which introduce blunt double stranded breaks or staggered double stranded breaks in the DNA junction polynucleotides. In the case of DNA insertions, the genome

editing molecules can also in certain embodiments further comprise a donor DNA template or other DNA template which comprises the heterologous nucleotides for insertion to form the CgRRS. Guide RNAs can be directed to the junction polynucleotides by using a pre-existing PAM site located within or adjacent to a junction polynucleotide of the transgenic locus. Non-limiting examples of such pre-existing PAM sites present in junction polynucleotides, which can be used either in conjunction with an inserted heterologous sequence to form a CgRRS or which can be used to create a double stranded break to insert or create a CgRRS, include PAM sites recognized by a Cas12a enzyme. Non-limiting examples where a CgRRS are created in a DNA sequence are illustrated in Example 2.

**[0072]** Transgenic loci comprising OgRRS and CgRRS in a first and a second junction polynucleotides can be excised from the genomes of transgenic plants by contacting the transgenic loci with RdDe or RNA directed nickases, and a suitable guide RNA directed to the OgRRS and CgRRS. A non-limiting example where a modified transgenic locus is excised from a plant genome by use of a gRNA and an RdDe that recognizes an OgRRS/gRNA and a CgRRS/gRNA complex and introduces dsDNA breaks in both junction polynucleotides and repaired by NHEJ is depicted in Figure 2B. In the depicted example set forth in Figure 2B, the OgRRS site and the CgRRS site are absent from the plant chromosome comprising the transgene excision site that results from the process. In other embodiments provided herein where a modified transgenic locus is excised from a plant genome by use of a gRNA and an RdDe that recognizes an OgRRS/gRNA and a CgRRS/gRNA complex and repaired by NHEJ or microhomology-mediated end joining (MMEJ), the OgRRS and/or other non-transgenic sequences that were originally present prior to transgene insertion are partially or essentially restored.

**[0073]** In certain embodiments, edited transgenic plant genomes provided herein can lack one or more selectable and/or scoreable markers found in an original event (transgenic locus). Original DAS81419 transgenic loci (events), including those set forth in SEQ ID NO: 1), US 8,680,363, the sequence of the DAS81419 locus in the deposited seed of accession No. PTA-12006 and progeny thereof, contain a selectable marker gene encoding a phosphinotricin acetyl transferase (PAT) protein which confers tolerance to the herbicide glufosinate. In certain embodiments provided herein, the DNA element comprising, consisting essentially of, or consisting of the PAT selectable marker gene of an DAS81419 transgenic locus is absent from an INIR19 transgenic locus. The PAT selectable marker cassette can be excised from an original DAS81419 transgenic locus by contacting the transgenic locus with one or more gene editing

molecules which introduce double stranded breaks in the transgenic locus at the 5' and 3' end of the expression cassette comprising the PAT selectable marker transgene (*e.g.*, an RdDe and guide RNAs directed to PAM sites located at the 5' and 3' end of the expression cassette comprising the PAT selectable marker transgene) and selecting for plant cells, plant parts, or plants wherein the selectable marker has been excised. In certain embodiments, the selectable or scoreable marker transgene can be inactivated. Inactivation can be achieved by modifications including insertion, deletion, and/or substitution of one or more nucleotides in a promoter element, 5' or 3' untranslated region (UTRs), intron, coding region, and/or 3' terminator and/or polyadenylation site of the selectable marker transgene. Such modifications can inactivate the selectable marker transgene by eliminating or reducing promoter activity, introducing a missense mutation, and/or introducing a pre-mature stop codon. In certain embodiments, the selectable PAT marker transgene can be replaced by an introduced transgene. In certain embodiments, an original transgenic locus that was contacted with gene editing molecules which introduce double stranded breaks in the transgenic locus at the 5' and 3' end of the expression cassette comprising the PAT selectable marker transgene can also be contacted with a suitable donor DNA template comprising an expression cassette flanked by DNA homologous to remaining DNA in the transgenic locus located 5' and 3' to the selectable marker excision site. In certain embodiments, a coding region of the PAT selectable marker transgene can be replaced with another coding region such that the replacement coding region is operably linked to the promoter and 3' terminator or polyadenylation site of the PAT selectable marker transgene.

**[0074]** In certain embodiments, edited transgenic plant genomes provided herein can comprise additional new introduced transgenes (*e.g.*, expression cassettes) inserted into the transgenic locus of a given event. Introduced transgenes inserted at the transgenic locus of an event subsequent to the event's original isolation can be obtained by inducing a double stranded break at a site within an original transgenic locus (*e.g.*, with genome editing molecules including an RdDe and suitable guide RNA(s); a suitable engineered zinc-finger nuclease; a TALEN protein and the like) and providing an exogenous transgene in a donor DNA template which can be integrated at the site of the double stranded break (*e.g.* by homology-directed repair (HDR) or by non-homologous end-joining (NHEJ)). In certain embodiments, an OgRRS and a CgRRS located in a 1<sup>st</sup> junction polynucleotide and a 2<sup>nd</sup> junction polynucleotide, respectively, can be used to delete the transgenic locus and replace it with one or more new expression cassettes. In certain embodiments, such deletions and replacements are effected by introducing dsDNA breaks in both

junction polynucleotides and providing the new expression cassettes on a donor DNA template (*e.g.*, in Figure 2C, the donor DNA template can comprise an expression cassette flanked by DNA homologous to non-transgenic DNA located telomere proximal and centromere proximal to the excision site). Suitable expression cassettes for insertion include DNA molecules comprising promoters which are operably linked to DNA encoding proteins and/or RNA molecules which confer useful traits which are in turn operably linked to polyadenylation sites or terminator elements. In certain embodiments, such expression cassettes can also comprise 5' UTRs, 3' UTRs, and/or introns. Useful traits include biotic stress tolerance (*e.g.*, insect resistance, nematode resistance, or disease resistance), abiotic stress tolerance (*e.g.*, heat, cold, drought, and/or salt tolerance), herbicide tolerance, and quality traits (*e.g.*, improved fatty acid compositions, protein content, starch content, and the like). Suitable expression cassettes for insertion include expression cassettes which confer insect resistance, herbicide tolerance, biofuel use, or male sterility traits contained in any of the transgenic events set forth in US Patent Application Public. Nos. 20090038026, 20130031674, 20150361446, 20170088904, 20150267221, 201662346688, and 20200190533 as well as in US Patent Nos. 6342660, 7323556, 6040497, 8759618, 7157281, 6852915, 7705216, 10316330, 8618358, 8450561, 8212113, 9428765, 7897748, 8273959, 8093453, 8901378, 9994863, 7928296, and 8466346, each of which are incorporated herein by reference in their entireties.

**[0075]** In certain embodiments, INIR19 plants provided herein, including plants with one or more transgenic loci, modified transgenic loci, and/or comprising transgenic loci excision sites can further comprise one or more targeted genetic changes introduced by one or more of gene editing molecules or systems. Also provided are methods where the targeted genetic changes are introduced and one or more transgenic loci are removed from plants either in series or in parallel (*e.g.*, as set forth in the non-limiting illustration in Figure 1, bottom "Alternative" panel, where "GE" can represent targeted genetic changes induced by gene editing molecules and "Event Removal" represents excision of one or more transgenic loci with gene editing molecules). Such targeted genetic changes include those conferring traits such as improved yield, improved food and/or feed characteristics (*e.g.*, improved oil, starch, protein, or amino acid quality or quantity), improved nitrogen use efficiency, improved biofuel use characteristics (*e.g.*, improved ethanol production), male sterility/conditional male sterility systems (*e.g.*, by targeting endogenous MS26, MS45 and MSCA1 genes), herbicide tolerance (*e.g.*, by targeting endogenous ALS, EPSPS, HPPD, or other herbicide target genes), delayed flowering, non-flowering, increased biotic stress

resistance (*e.g.*, resistance to insect, nematode, bacterial, or fungal damage), increased abiotic stress resistance (*e.g.*, resistance to drought, cold, heat, metal, or salt), enhanced lodging resistance, enhanced growth rate, enhanced biomass, enhanced tillering, enhanced branching, delayed flowering time, delayed senescence, increased flower number, improved architecture for high density planting, improved photosynthesis, increased root mass, increased cell number, improved seedling vigor, improved seedling size, increased rate of cell division, improved metabolic efficiency, and increased meristem size in comparison to a control plant lacking the targeted genetic change. Types of targeted genetic changes that can be introduced include insertions, deletions, and substitutions of one or more nucleotides in the crop plant genome. Sites in endogenous plant genes for the targeted genetic changes include promoter, coding, and non-coding regions (*e.g.*, 5' UTRs, introns, splice donor and acceptor sites and 3' UTRs). In certain embodiments, the targeted genetic change comprises an insertion of a regulatory or other DNA sequence in an endogenous plant gene. Non-limiting examples of regulatory sequences which can be inserted into endogenous plant genes with gene editing molecules to effect targeted genetic changes which confer useful phenotypes include those set forth in US Patent Application Publication 20190352655, which is incorporated herein by example, such as: (a) auxin response element (AuxRE) sequence; (b) at least one D1-4 sequence (Ulmasov et al. (1997) *Plant Cell*, 9:1963-1971), (c) at least one DR5 sequence (Ulmasov et al. (1997) *Plant Cell*, 9:1963-1971); (d) at least one m5-DR5 sequence (Ulmasov et al. (1997) *Plant Cell*, 9:1963-1971); (e) at least one P3 sequence; (f) a small RNA recognition site sequence bound by a corresponding small RNA (*e.g.*, an siRNA, a microRNA (miRNA), a trans-acting siRNA as described in U.S. Patent No. 8,030,473, or a phased sRNA as described in U.S. Patent No. 8,404,928; both of these cited patents are incorporated by reference herein); (g) a microRNA (miRNA) recognition site sequence; (h) the sequence recognizable by a specific binding agent includes a microRNA (miRNA) recognition sequence for an engineered miRNA wherein the specific binding agent is the corresponding engineered mature miRNA; (i) a transposon recognition sequence; (j) a sequence recognized by an ethylene-responsive element binding-factor-associated amphiphilic repression (EAR) motif; (k) a splice site sequence (*e.g.*, a donor site, a branching site, or an acceptor site; see, for example, the splice sites and splicing signals set forth in the internet site [lemur\[dot\]amu\[dot\]edu\[dot\]pl/share/ERISdb/home.html](http://lemur[dot]amu[dot]edu[dot]pl/share/ERISdb/home.html)); (l) a recombinase recognition site sequence that is recognized by a site-specific recombinase; (m) a sequence encoding an RNA or amino acid aptamer or an RNA riboswitch, the specific binding agent is the corresponding ligand,

and the change in expression is upregulation or downregulation; (n) a hormone responsive element recognized by a nuclear receptor or a hormone-binding domain thereof; (o) a transcription factor binding sequence; and (p) a polycomb response element (see Xiao et al. (2017) *Nature Genetics*, 49:1546-1552, doi: 10.1038/ng.3937). Non limiting examples of target soybean genes that can be subjected to targeted gene edits to confer useful traits include: (a) ZmIPK1 (herbicide tolerant and phytate reduced soybean; Shukla et al., *Nature*. 2009;459:437–41); (b) ZmGL2 (reduced epicuticular wax in leaves; Char et al. *Plant Biotechnol J*. 2015;13:1002); (c) ZmMTL (induction of haploid plants; Kelliher et al. *Nature*. 2017;542:105); (d) Wx1 (high amylopectin content; US 20190032070; incorporated herein by reference in its entirety); (e) TMS5 (thermosensitive male sterile; Li et al. *J Genet Genomics*. 2017;44:465–8); (f) ALS (herbicide tolerance; Svitashv et al.; *Plant Physiol*. 2015;169:931–45); and (g) ARGOS8 (drought stress tolerance; Shi et al., *Plant Biotechnol J*. 2017;15:207–16). Non-limiting examples of target genes in crop plants including soybean which can be subjected to targeted genetic changes which confer useful phenotypes include those set forth in US Patent Application Nos. 20190352655, 20200199609, 20200157554, and 20200231982, which are each incorporated herein in their entireties; and Zhang et al. (*Genome Biol*. 2018; 19: 210).

**[0076]** In certain embodiments, it will be desirable to use genome editing molecules to make modified transgenic loci by introducing a CgRRS into the transgenic loci, to excise modified transgenic loci comprising an OgRRS and a CgRRS, and/or to make targeted genetic changes in elite crop plant or other germplasm. In certain embodiments, the genome edits can be effected in regenerable plant parts (e.g., plant embryos) of elite crop plants by transient provision of gene editing molecules or polynucleotides encoding the same and do not necessarily require incorporating a selectable marker gene into the plant genome (e.g., US 20160208271 and US 20180273960, both incorporated herein by reference in their entireties; Svitashv et al. *Nat Commun*. 2016; 7:13274).

**[0077]** Gene editing molecules of use in methods provided herein include molecules capable of introducing a double-strand break (“DSB”) or single-strand break (“SSB”) in double-stranded DNA, such as in genomic DNA or in a target gene located within the genomic DNA as well as accompanying guide RNA or donor DNA template polynucleotides. Examples of such gene editing molecules include: (a) a nuclease comprising an RNA-guided nuclease, an RNA-guided DNA endonuclease or RNA directed DNA endonuclease (RdDe), a class 1 CRISPR type nuclease system, a type II Cas nuclease, a Cas9, a nCas9 nickase, a type V Cas nuclease, a Cas12a nuclease,

a nCas12a nickase, a Cas12d (CasY), a Cas12e (CasX), a Cas12b (C2c1), a Cas12c (C2c3), a Cas12i, a Cas12j, a Cas14, an engineered nuclease, a codon-optimized nuclease, a zinc-finger nuclease (ZFN) or nickase, a transcription activator-like effector nuclease (TAL-effector nuclease or TALEN) or nickase (TALE-nickase), an Argonaute, and a meganuclease or engineered meganuclease; (b) a polynucleotide encoding one or more nucleases capable of effectuating site-specific alteration (including introduction of a DSB or SSB) of a target nucleotide sequence; (c) a guide RNA (gRNA) for an RNA-guided nuclease, or a DNA encoding a gRNA for an RNA-guided nuclease; (d) donor DNA template polynucleotides; and (e) other DNA templates (dsDNA, ssDNA, or combinations thereof) suitable for insertion at a break in genomic DNA (*e.g.*, by non-homologous end joining (NHEJ) or microhomology-mediated end joining (MMEJ)).

**[0078]** CRISPR-type genome editing can be adapted for use in the plant cells and methods provided herein in several ways. CRISPR elements, *e.g.*, gene editing molecules comprising CRISPR endonucleases and CRISPR guide RNAs including single guide RNAs or guide RNAs in combination with tracrRNAs or scoutRNA, or polynucleotides encoding the same, are useful in effectuating genome editing without remnants of the CRISPR elements or selective genetic markers occurring in progeny. In certain embodiments, the CRISPR elements are provided directly to the eukaryotic cell (*e.g.*, plant cells), systems, methods, and compositions as isolated molecules, as isolated or semi-purified products of a cell free synthetic process (*e.g.*, *in vitro* translation), or as isolated or semi-purified products of in a cell-based synthetic process (*e.g.*, such as in a bacterial or other cell lysate). In certain embodiments, genome-inserted CRISPR elements are useful in plant lines adapted for use in the methods provide herein. In certain embodiments, plants or plant cells used in the systems, methods, and compositions provided herein can comprise a transgene that expresses a CRISPR endonuclease (*e.g.*, a Cas9, a Cpf1-type or other CRISPR endonuclease). In certain embodiments, one or more CRISPR endonucleases with unique PAM recognition sites can be used. Guide RNAs (sgRNAs or crRNAs and a tracrRNA) to form an RNA-guided endonuclease/guide RNA complex which can specifically bind sequences in the gDNA target site that are adjacent to a protospacer adjacent motif (PAM) sequence. The type of RNA-guided endonuclease typically informs the location of suitable PAM sites and design of crRNAs or sgRNAs. G-rich PAM sites, *e.g.*, 5'-NGG are typically targeted for design of crRNAs or sgRNAs used with Cas9 proteins. Examples of PAM sequences include 5'-NGG (*Streptococcus pyogenes*), 5'-NNAGAA (*Streptococcus thermophilus* CRISPR1), 5'-NGGNG (*Streptococcus thermophilus* CRISPR3), 5'-NNGRRT or 5'-NNGRR (*Staphylococcus aureus* Cas9, SaCas9), and 5'-

NNNGATT (*Neisseria meningitidis*). T-rich PAM sites (e.g., 5'-TTN or 5'-TTTV, where "V" is A, C, or G) are typically targeted for design of crRNAs or sgRNAs used with Cas12a proteins. In some instances, Cas12a can also recognize a 5'-CTA PAM motif. Other examples of potential Cas12a PAM sequences include TTN, CTN, TCN, CCN, TTTN, TCTN, TTCN, CTTN, ATTN, TCCN, TTGN, GTTN, CCCN, CCTN, TTAN, TCGN, CTCN, ACTN, GCTN, TCAN, GCCN, and CCGN (wherein N is defined as any nucleotide). Cpf1 (*i.e.*, Cas12a) endonuclease and corresponding guide RNAs and PAM sites are disclosed in US Patent Application Publication 2016/0208243 A1, which is incorporated herein by reference for its disclosure of DNA encoding Cpf1 endonucleases and guide RNAs and PAM sites. Introduction of one or more of a wide variety of CRISPR guide RNAs that interact with CRISPR endonucleases integrated into a plant genome or otherwise provided to a plant is useful for genetic editing for providing desired phenotypes or traits, for trait screening, or for gene editing mediated trait introgression (e.g., for introducing a trait into a new genotype without backcrossing to a recurrent parent or with limited backcrossing to a recurrent parent). Multiple endonucleases can be provided in expression cassettes with the appropriate promoters to allow multiple genome site editing.

**[0079]** CRISPR technology for editing the genes of eukaryotes is disclosed in US Patent Application Publications 2016/0138008A1 and US2015/0344912A1, and in US Patents 8,697,359, 8,771,945, 8,945,839, 8,999,641, 8,993,233, 8,895,308, 8,865,406, 8,889,418, 8,871,445, 8,889,356, 8,932,814, 8,795,965, and 8,906,616. Cpf1 endonuclease and corresponding guide RNAs and PAM sites are disclosed in US Patent Application Publication 2016/0208243 A1. Other CRISPR nucleases useful for editing genomes include Cas12b and Cas12c (see Shmakov et al. (2015) *Mol. Cell*, 60:385 – 397; Harrington et al. (2020) *Molecular Cell* doi:10.1016/j.molcel.2020.06.022) and CasX and CasY (see Burstein et al. (2016) *Nature*, doi:10.1038/nature21059; Harrington et al. (2020) *Molecular Cell* doi:10.1016/j.molcel.2020.06.022), or Cas12j (Pausch et al, (2020) *Science* 10.1126/science.abb1400). Plant RNA promoters for expressing CRISPR guide RNA and plant codon-optimized CRISPR Cas9 endonuclease are disclosed in International Patent Application PCT/US2015/018104 (published as WO 2015/131101 and claiming priority to US Provisional Patent Application 61/945,700). Methods of using CRISPR technology for genome editing in plants are disclosed in US Patent Application Publications US 2015/0082478A1 and US 2015/0059010A1 and in International Patent Application PCT/US2015/038767 A1 (published as WO 2016/007347 and claiming priority to US Provisional Patent Application 62/023,246). All of

the patent publications referenced in this paragraph are incorporated herein by reference in their entirety. In certain embodiments, an RNA-guided endonuclease that leaves a blunt end following cleavage of the target site is used. Blunt-end cutting RNA-guided endonucleases include Cas9, Cas12c, and Cas 12h (Yan et al., 2019). In certain embodiments, an RNA-guided endonuclease that leaves a staggered single stranded DNA overhanging end following cleavage of the target site following cleavage of the target site is used. Staggered-end cutting RNA-guided endonucleases include Cas12a, Cas12b, and Cas12e.

**[0080]** The methods can also use sequence-specific endonucleases or sequence-specific endonucleases and guide RNAs that cleave a single DNA strand in a dsDNA target site. Such cleavage of a single DNA strand in a dsDNA target site is also referred to herein and elsewhere as “nicking” and can be effected by various “nickases” or systems that provide for nicking. Nickases that can be used include nCas9 (Cas9 comprising a D10A amino acid substitution), nCas12a (e.g., Cas12a comprising an R1226A amino acid substitution; Yamano et al., 2016), Cas12i (Yan et al. 2019), a zinc finger nickase e.g., as disclosed in Kim et al., 2012), a TALE nickase (e.g., as disclosed in Wu et al., 2014), or a combination thereof. In certain embodiments, systems that provide for nicking can comprise a Cas nuclease (e.g., Cas9 and/or Cas12a) and guide RNA molecules that have at least one base mismatch to DNA sequences in the target editing site (Fu et al., 2019). In certain embodiments, genome modifications can be introduced into the target editing site by creating single stranded breaks (i.e., “nicks”) in genomic locations separated by no more than about 10, 20, 30, 40, 50, 60, 80, 100, 150, or 200 base pairs of DNA. In certain illustrative and non-limiting embodiments, two nickases (i.e., a CAS nuclease which introduces a single stranded DNA break including nCas9, nCas12a, Cas12i, zinc finger nickases, TALE nickases, combinations thereof, and the like) or nickase systems can be directed to make cuts to nearby sites separated by no more than about 10, 20, 30, 40, 50, 60, 80 or 100 base pairs of DNA. In instances where an RNA guided nickase and an RNA guide are used, the RNA guides are adjacent to PAM sequences that are sufficiently close (i.e., separated by no more than about 10, 20, 30, 40, 50, 60, 80, 100, 150, or 200 base pairs of DNA). For the purposes of gene editing, CRISPR arrays can be designed to contain one or multiple guide RNA sequences corresponding to a desired target DNA sequence; see, for example, Cong *et al.* (2013) *Science*, 339:819–823; Ran *et al.* (2013) *Nature Protocols*, 8:2281 – 2308. At least 16 or 17 nucleotides of gRNA sequence are required by Cas9 for DNA cleavage to occur; for Cpf1 at least 16 nucleotides of gRNA sequence are needed to achieve detectable DNA cleavage and at least 18 nucleotides of gRNA sequence were reported

necessary for efficient DNA cleavage *in vitro*; see Zetsche *et al.* (2015) *Cell*, 163:759 – 771. In practice, guide RNA sequences are generally designed to have a length of 17 – 24 nucleotides (frequently 19, 20, or 21 nucleotides) and exact complementarity (*i.e.*, perfect base-pairing) to the targeted gene or nucleic acid sequence; guide RNAs having less than 100% complementarity to the target sequence can be used (*e.g.*, a gRNA with a length of 20 nucleotides and 1 – 4 mismatches to the target sequence) but can increase the potential for off-target effects. The design of effective guide RNAs for use in plant genome editing is disclosed in US Patent Application Publication 2015/0082478 A1, the entire specification of which is incorporated herein by reference. More recently, efficient gene editing has been achieved using a chimeric “single guide RNA” (“sgRNA”), an engineered (synthetic) single RNA molecule that mimics a naturally occurring crRNA-tracrRNA complex and contains both a tracrRNA (for binding the nuclease) and at least one crRNA (to guide the nuclease to the sequence targeted for editing); see, for example, Cong *et al.* (2013) *Science*, 339:819 – 823; Xing *et al.* (2014) *BMC Plant Biol.*, 14:327 – 340. Chemically modified sgRNAs have been demonstrated to be effective in genome editing; see, for example, Hendel *et al.* (2015) *Nature Biotechnol.*, 985 – 991. The design of effective gRNAs for use in plant genome editing is disclosed in US Patent Application Publication 2015/0082478 A1, the entire specification of which is incorporated herein by reference.

**[0081]** Genomic DNA may also be modified via base editing. Both adenine base editors (ABE) which convert A/T base pairs to G/C base pairs in genomic DNA as well as cytosine base pair editors (CBE) which effect C to T substitutions can be used in certain embodiments of the methods provided herein. In certain embodiments, useful ABE and CBE can comprise genome site specific DNA binding elements (*e.g.*, RNA-dependent DNA binding proteins including catalytically inactive Cas9 and Cas12 proteins or Cas9 and Cas12 nickases) operably linked to adenine or cytidine deaminases and used with guide RNAs which position the protein near the nucleotide targeted for substitution. Suitable ABE and CBE disclosed in the literature (Kim, *Nat Plants*, 2018 Mar;4(3):148-151) can be adapted for use in the methods set forth herein. In certain embodiments, a CBE can comprise a fusion between a catalytically inactive Cas9 (dCas9) RNA dependent DNA binding protein fused to a cytidine deaminase which converts cytosine (C) to uridine (U) and selected guide RNAs, thereby effecting a C to T substitution; see Komor *et al.* (2016) *Nature*, 533:420 – 424. In other embodiments, C to T substitutions are effected with Cas9 nickase [Cas9n(D10A)] fused to an improved cytidine deaminase and optionally a bacteriophage Mu dsDNA (double-stranded DNA) end-binding protein Gam; see Komor *et al.*, *Sci Adv.* 2017

Aug; 3(8):eaa04774. In other embodiments, adenine base editors (ABEs) comprising an adenine deaminase fused to catalytically inactive Cas9 (dCas9) or a Cas9 D10A nickase can be used to convert A/T base pairs to G/C base pairs in genomic DNA (Gaudelli et al., (2017) *Nature* 551(7681):464-471.

**[0082]** In certain embodiments, zinc finger nucleases or zinc finger nickases can also be used in the methods provided herein. Zinc-finger nucleases are site-specific endonucleases comprising two protein domains: a DNA-binding domain, comprising a plurality of individual zinc finger repeats that each recognize between 9 and 18 base pairs, and a DNA-cleavage domain that comprises a nuclease domain (typically FokI). The cleavage domain dimerizes in order to cleave DNA; therefore, a pair of ZFNs are required to target non-palindromic target polynucleotides. In certain embodiments, zinc finger nuclease and zinc finger nickase design methods which have been described (Urnov *et al.* (2010) *Nature Rev. Genet.*, 11:636 – 646; Mohanta et al. (2017) *Genes* vol. 8,12: 399; Ramirez et al. *Nucleic Acids Res.* (2012); 40(12): 5560–5568; Liu et al. (2013) *Nature Communications*, 4: 2565) can be adapted for use in the methods set forth herein. The zinc finger binding domains of the zinc finger nuclease or nickase provide specificity and can be engineered to specifically recognize any desired target DNA sequence. The zinc finger DNA binding domains are derived from the DNA-binding domain of a large class of eukaryotic transcription factors called zinc finger proteins (ZFPs). The DNA-binding domain of ZFPs typically contains a tandem array of at least three zinc “fingers” each recognizing a specific triplet of DNA. A number of strategies can be used to design the binding specificity of the zinc finger binding domain. One approach, termed “modular assembly”, relies on the functional autonomy of individual zinc fingers with DNA. In this approach, a given sequence is targeted by identifying zinc fingers for each component triplet in the sequence and linking them into a multifinger peptide. Several alternative strategies for designing zinc finger DNA binding domains have also been developed. These methods are designed to accommodate the ability of zinc fingers to contact neighboring fingers as well as nucleotide bases outside their target triplet. Typically, the engineered zinc finger DNA binding domain has a novel binding specificity, compared to a naturally-occurring zinc finger protein. Engineering methods include, for example, rational design and various types of selection. Rational design includes, for example, the use of databases of triplet (or quadruplet) nucleotide sequences and individual zinc finger amino acid sequences, in which each triplet or quadruplet nucleotide sequence is associated with one or more amino acid sequences of zinc fingers which bind the particular triplet or quadruplet sequence. See, *e.g.*, US Patents 6,453,242 and 6,534,261, both

incorporated herein by reference in their entirety. Exemplary selection methods (*e.g.*, phage display and yeast two-hybrid systems) can be adapted for use in the methods described herein. In addition, enhancement of binding specificity for zinc finger binding domains has been described in US Patent 6,794,136, incorporated herein by reference in its entirety. In addition, individual zinc finger domains may be linked together using any suitable linker sequences. Examples of linker sequences are publicly known, *e.g.*, see US Patents 6,479,626; 6,903,185; and 7,153,949, incorporated herein by reference in their entirety. The nucleic acid cleavage domain is non-specific and is typically a restriction endonuclease, such as FokI. This endonuclease must dimerize to cleave DNA. Thus, cleavage by FokI as part of a ZFN requires two adjacent and independent binding events, which must occur in both the correct orientation and with appropriate spacing to permit dimer formation. The requirement for two DNA binding events enables more specific targeting of long and potentially unique recognition sites. FokI variants with enhanced activities have been described and can be adapted for use in the methods described herein; see, *e.g.*, Guo *et al.* (2010) *J. Mol. Biol.*, 400:96 - 107.

**[0083]** Transcription activator like effectors (TALEs) are proteins secreted by certain *Xanthomonas* species to modulate gene expression in host plants and to facilitate the colonization by and survival of the bacterium. TALEs act as transcription factors and modulate expression of resistance genes in the plants. Recent studies of TALEs have revealed the code linking the repetitive region of TALEs with their target DNA-binding sites. TALEs comprise a highly conserved and repetitive region consisting of tandem repeats of mostly 33 or 34 amino acid segments. The repeat monomers differ from each other mainly at amino acid positions 12 and 13. A strong correlation between unique pairs of amino acids at positions 12 and 13 and the corresponding nucleotide in the TALE-binding site has been found. The simple relationship between amino acid sequence and DNA recognition of the TALE binding domain allows for the design of DNA binding domains of any desired specificity. TALEs can be linked to a non-specific DNA cleavage domain to prepare genome editing proteins, referred to as TAL-effector nucleases or TALENs. As in the case of ZFNs, a restriction endonuclease, such as FokI, can be conveniently used. Methods for use of TALENs in plants have been described and can be adapted for use in the methods described herein, see Mahfouz *et al.* (2011) *Proc. Natl. Acad. Sci. USA*, 108:2623 – 2628; Mahfouz (2011) *GM Crops*, 2:99 – 103; and Mohanta *et al.* (2017) *Genes* vol. 8,12: 399). TALE nickases have also been described and can be adapted for use in methods described herein (Wu *et*

al.; *Biochem Biophys Res Commun.* (2014);446(1):261-6; Luo et al; *Scientific Reports* 6, Article number: 20657 (2016)).

**[0084]** Embodiments of the donor DNA template molecule having a sequence that is integrated at the site of at least one double-strand break (DSB) in a genome include double-stranded DNA, a single-stranded DNA, a single-stranded DNA/RNA hybrid, and a double-stranded DNA/RNA hybrid. In embodiments, a donor DNA template molecule that is a double-stranded (*e.g.*, a dsDNA or dsDNA/RNA hybrid) molecule is provided directly to the plant protoplast or plant cell in the form of a double-stranded DNA or a double-stranded DNA/RNA hybrid, or as two single-stranded DNA (ssDNA) molecules that are capable of hybridizing to form dsDNA, or as a single-stranded DNA molecule and a single-stranded RNA (ssRNA) molecule that are capable of hybridizing to form a double-stranded DNA/RNA hybrid; that is to say, the double-stranded polynucleotide molecule is not provided indirectly, for example, by expression in the cell of a dsDNA encoded by a plasmid or other vector. In various non-limiting embodiments of the method, the donor DNA template molecule that is integrated (or that has a sequence that is integrated) at the site of at least one double-strand break (DSB) in a genome is double-stranded and blunt-ended; in other embodiments the donor DNA template molecule is double-stranded and has an overhang or "sticky end" consisting of unpaired nucleotides (*e.g.*, 1, 2, 3, 4, 5, or 6 unpaired nucleotides) at one terminus or both termini. In an embodiment, the DSB in the genome has no unpaired nucleotides at the cleavage site, and the donor DNA template molecule that is integrated (or that has a sequence that is integrated) at the site of the DSB is a blunt-ended double-stranded DNA or blunt-ended double-stranded DNA/RNA hybrid molecule, or alternatively is a single-stranded DNA or a single-stranded DNA/RNA hybrid molecule. In another embodiment, the DSB in the genome has one or more unpaired nucleotides at one or both sides of the cleavage site, and the donor DNA template molecule that is integrated (or that has a sequence that is integrated) at the site of the DSB is a double-stranded DNA or double-stranded DNA/RNA hybrid molecule with an overhang or "sticky end" consisting of unpaired nucleotides at one or both termini, or alternatively is a single-stranded DNA or a single-stranded DNA/RNA hybrid molecule; in embodiments, the donor DNA template molecule DSB is a double-stranded DNA or double-stranded DNA/RNA hybrid molecule that includes an overhang at one or at both termini, wherein the overhang consists of the same number of unpaired nucleotides as the number of unpaired nucleotides created at the site of a DSB by a nuclease that cuts in an off-set fashion (*e.g.*, where a Cas12 nuclease effects an off-set DSB with 5-nucleotide overhangs in the genomic sequence, the donor DNA template

molecule that is to be integrated (or that has a sequence that is to be integrated) at the site of the DSB is double-stranded and has 5 unpaired nucleotides at one or both termini). In certain embodiments, one or both termini of the donor DNA template molecule contain no regions of sequence homology (identity or complementarity) to genomic regions flanking the DSB; that is to say, one or both termini of the donor DNA template molecule contain no regions of sequence that is sufficiently complementary to permit hybridization to genomic regions immediately adjacent to the location of the DSB. In embodiments, the donor DNA template molecule contains no homology to the locus of the DSB, that is to say, the donor DNA template molecule contains no nucleotide sequence that is sufficiently complementary to permit hybridization to genomic regions immediately adjacent to the location of the DSB. In embodiments, the donor DNA template molecule is at least partially double-stranded and includes 2-20 base-pairs, e. g., 2, 3, 4, 5, 6, 7, 8, 9, 10, 11, 12, 13, 14, 15, 16, 17, 18, 19, or 20 base-pairs; in embodiments, the donor DNA template molecule is double-stranded and blunt-ended and consists of 2-20 base-pairs, e.g., 2, 3, 4, 5, 6, 7, 8, 9, 10, 11, 12, 13, 14, 15, 16, 17, 18, 19, or 20 base-pairs; in other embodiments, the donor DNA template molecule is double-stranded and includes 2-20 base-pairs, e.g., 2, 3, 4, 5, 6, 7, 8, 9, 10, 11, 12, 13, 14, 15, 16, 17, 18, 19, or 20 base-pairs and in addition has at least one overhang or "sticky end" consisting of at least one additional, unpaired nucleotide at one or at both termini. In an embodiment, the donor DNA template molecule that is integrated (or that has a sequence that is integrated) at the site of at least one double-strand break (DSB) in a genome is a blunt-ended double-stranded DNA or a blunt-ended double-stranded DNA/RNA hybrid molecule of about 18 to about 300 base-pairs, or about 20 to about 200 base-pairs, or about 30 to about 100 base-pairs, and having at least one phosphorothioate bond between adjacent nucleotides at a 5' end, 3' end, or both 5' and 3' ends. In embodiments, the donor DNA template molecule includes single strands of at least 11, at least 18, at least 20, at least 30, at least 40, at least 60, at least 80, at least 100, at least 120, at least 140, at least 160, at least 180, at least 200, at least 240, at about 280, or at least 320 nucleotides. In embodiments, the donor DNA template molecule has a length of at least 2, at least 3, at least 4, at least 5, at least 6, at least 7, at least 8, at least 9, at least 10, or at least 11 base-pairs if double-stranded (or nucleotides if single-stranded), or between about 2 to about 320 base-pairs if double-stranded (or nucleotides if single-stranded), or between about 2 to about 500 base-pairs if double-stranded (or nucleotides if single-stranded), or between about 5 to about 500 base-pairs if double-stranded (or nucleotides if single-stranded), or between about 5 to about 300 base-pairs if double-stranded (or nucleotides if single-stranded), or between about 11 to about 300 base-pairs

if double-stranded (or nucleotides if single-stranded), or about 18 to about 300 base-pairs if double-stranded (or nucleotides if single-stranded), or between about 30 to about 100 base-pairs if double-stranded (or nucleotides if single-stranded). In embodiments, the donor DNA template molecule includes chemically modified nucleotides (see, *e.g.*, the various modifications of internucleotide linkages, bases, and sugars described in Verma and Eckstein (1998) *Annu. Rev. Biochem.*, 67:99-134); in embodiments, the naturally occurring phosphodiester backbone of the donor DNA template molecule is partially or completely modified with phosphorothioate, phosphorodithioate, or methylphosphonate internucleotide linkage modifications, or the donor DNA template molecule includes modified nucleoside bases or modified sugars, or the donor DNA template molecule is labelled with a fluorescent moiety (*e.g.*, fluorescein or rhodamine or a fluorescent nucleoside analogue) or other detectable label (*e.g.*, biotin or an isotope). In another embodiment, the donor DNA template molecule contains secondary structure that provides stability or acts as an aptamer. Other related embodiments include double-stranded DNA/RNA hybrid molecules, single-stranded DNA/RNA hybrid donor molecules, and single-stranded donor DNA template molecules (including single-stranded, chemically modified donor DNA template molecules), which in analogous procedures are integrated (or have a sequence that is integrated) at the site of a double-strand break. Donor DNA templates provided herein include those comprising CgRRS sequences flanked by DNA with homology to a donor polynucleotide and include the donor DNA template set forth in SEQ ID NO: 11 or 23 and equivalents thereof with longer or shorter homology arms. In certain embodiments, a donor DNA template can comprise an adapter molecule with cohesive ends which can anneal to an overhanging cleavage site (*e.g.*, introduced by a Cas12a nuclease and suitable gRNAs). In certain embodiments, integration of the donor DNA templates can be facilitated by use of a bacteriophage lambda exonuclease, a bacteriophage lambda beta SSAP protein, and an *E. coli* SSB essentially as set forth in US Patent Application Publication 20200407754, which is incorporated herein by reference in its entirety.

**[0085]** Donor DNA template molecules used in the methods provided herein include DNA molecules comprising, from 5' to 3', a first homology arm, a replacement DNA, and a second homology arm, wherein the homology arms containing sequences that are partially or completely homologous to genomic DNA (gDNA) sequences flanking a target site-specific endonuclease cleavage site in the gDNA. In certain embodiments, the replacement DNA can comprise an insertion, deletion, or substitution of 1 or more DNA base pairs relative to the target gDNA. In an embodiment, the donor DNA template molecule is double-stranded and perfectly base-paired

through all or most of its length, with the possible exception of any unpaired nucleotides at either terminus or both termini. In another embodiment, the donor DNA template molecule is double-stranded and includes one or more non-terminal mismatches or non-terminal unpaired nucleotides within the otherwise double-stranded duplex. In an embodiment, the donor DNA template molecule that is integrated at the site of at least one double-strand break (DSB) includes between 2-20 nucleotides in one (if single-stranded) or in both strands (if double-stranded), e. g., 2, 3, 4, 5, 6, 7, 8, 9, 10, 11, 12, 13, 14, 15, 16, 17, 18, 19, or 20 nucleotides on one or on both strands, each of which can be base-paired to a nucleotide on the opposite strand (in the case of a perfectly base-paired double-stranded polynucleotide molecule). Such donor DNA templates can be integrated in genomic DNA containing blunt and/or staggered double stranded DNA breaks by homology-directed repair (HDR). In certain embodiments, a donor DNA template homology arm can be about 20, 50, 100, 200, 400, or 600 to about 800, or 1000 base pairs in length. In certain embodiments, a donor DNA template molecule can be delivered to a plant cell) in a circular (e.g., a plasmid or a viral vector including a geminivirus vector) or a linear DNA molecule. In certain embodiments, a circular or linear DNA molecule that is used can comprise a modified donor DNA template molecule comprising, from 5' to 3', a first copy of the target sequence-specific endonuclease cleavage site sequence, the first homology arm, the replacement DNA, the second homology arm, and a second copy of the target sequence-specific endonuclease cleavage site sequence. Without seeking to be limited by theory, such modified donor DNA template molecules can be cleaved by the same sequence-specific endonuclease that is used to cleave the target site gDNA of the eukaryotic cell to release a donor DNA template molecule that can participate in HDR-mediated genome modification of the target editing site in the plant cell genome. In certain embodiments, the donor DNA template can comprise a linear DNA molecule comprising, from 5' to 3', a cleaved target sequence-specific endonuclease cleavage site sequence, the first homology arm, the replacement DNA, the second homology arm, and a cleaved target sequence-specific endonuclease cleavage site sequence. In certain embodiments, the cleaved target sequence-specific endonuclease sequence can comprise a blunt DNA end or a blunt DNA end that can optionally comprise a 5' phosphate group. In certain embodiments, the cleaved target sequence-specific endonuclease sequence comprises a DNA end having a single-stranded 5' or 3' DNA overhang. Such cleaved target sequence-specific endonuclease cleavage site sequences can be produced by either cleaving an intact target sequence-specific endonuclease cleavage site sequence or by synthesizing a copy of the cleaved target sequence-specific endonuclease cleavage site sequence. Donor DNA

templates can be synthesized either chemically or enzymatically (*e.g.*, in a polymerase chain reaction (PCR)). Donor DNA templates provided herein include those comprising CgRRS sequences flanked by DNA with homology to a donor polynucleotide.

**[0086]** Various treatments are useful in delivery of gene editing molecules and/or other molecules to a DAS81419 or INIR19 plant cell. In certain embodiments, one or more treatments is employed to deliver the gene editing or other molecules (*e.g.*, comprising a polynucleotide, polypeptide or combination thereof) into a eukaryotic or plant cell, *e.g.*, through barriers such as a cell wall, a plasma membrane, a nuclear envelope, and/or other lipid bilayer. In certain embodiments, a polynucleotide-, polypeptide-, or RNP-containing composition comprising the molecules are delivered directly, for example by direct contact of the composition with a plant cell. Aforementioned compositions can be provided in the form of a liquid, a solution, a suspension, an emulsion, a reverse emulsion, a colloid, a dispersion, a gel, liposomes, micelles, an injectable material, an aerosol, a solid, a powder, a particulate, a nanoparticle, or a combination thereof can be applied directly to a plant, plant part, plant cell, or plant explant (*e.g.*, through abrasion or puncture or otherwise disruption of the cell wall or cell membrane, by spraying or dipping or soaking or otherwise directly contacting, by microinjection). For example, a plant cell or plant protoplast is soaked in a liquid genome editing molecule-containing composition, whereby the agent is delivered to the plant cell. In certain embodiments, the agent-containing composition is delivered using negative or positive pressure, for example, using vacuum infiltration or application of hydrodynamic or fluid pressure. In certain embodiments, the agent-containing composition is introduced into a plant cell or plant protoplast, *e.g.*, by microinjection or by disruption or deformation of the cell wall or cell membrane, for example by physical treatments such as by application of negative or positive pressure, shear forces, or treatment with a chemical or physical delivery agent such as surfactants, liposomes, or nanoparticles; see, *e.g.*, delivery of materials to cells employing microfluidic flow through a cell-deforming constriction as described in US Published Patent Application 2014/0287509, incorporated by reference in its entirety herein. Other techniques useful for delivering the agent-containing composition to a eukaryotic cell, plant cell or plant protoplast include: ultrasound or sonication; vibration, friction, shear stress, vortexing, cavitation; centrifugation or application of mechanical force; mechanical cell wall or cell membrane deformation or breakage; enzymatic cell wall or cell membrane breakage or permeabilization; abrasion or mechanical scarification (*e.g.*, abrasion with carborundum or other particulate abrasive or scarification with a file or sandpaper) or chemical scarification (*e.g.*,

treatment with an acid or caustic agent); and electroporation. In certain embodiments, the agent-containing composition is provided by bacterially mediated (*e.g.*, *Agrobacterium* sp., *Rhizobium* sp., *Sinorhizobium* sp., *Mesorhizobium* sp., *Bradyrhizobium* sp., *Azobacter* sp., *Phyllobacterium* sp.) transfection of the plant cell or plant protoplast with a polynucleotide encoding the genome editing molecules (*e.g.*, RNA dependent DNA endonuclease, RNA dependent DNA binding protein, RNA dependent nickase, ABE, or CBE, and/or guide RNA); see, *e.g.*, Broothaerts *et al.* (2005) *Nature*, 433:629 – 633). Any of these techniques or a combination thereof are alternatively employed on the plant explant, plant part or tissue or intact plant (or seed) from which a plant cell is optionally subsequently obtained or isolated; in certain embodiments, the agent-containing composition is delivered in a separate step after the plant cell has been isolated.

**[0087]** In some embodiments, one or more polynucleotides or vectors driving expression of one or more genome editing molecules or trait-conferring genes (*e.g.*, herbicide tolerance, insect resistance, and/or male sterility) are introduced into a DAS81419 or INIR19 plant cell. In certain embodiments, a polynucleotide vector comprises a regulatory element such as a promoter operably linked to one or more polynucleotides encoding genome editing molecules and/or trait-conferring genes. In such embodiments, expression of these polynucleotides can be controlled by selection of the appropriate promoter, particularly promoters functional in a eukaryotic cell (*e.g.*, plant cell); useful promoters include constitutive, conditional, inducible, and temporally or spatially specific promoters (*e.g.*, a tissue specific promoter, a developmentally regulated promoter, or a cell cycle regulated promoter). Developmentally regulated promoters that can be used in plant cells include Phospholipid Transfer Protein (PLTP), fructose-1,6-bisphosphatase protein, NAD(P)-binding Rossmann-Fold protein, adipocyte plasma membrane-associated protein-like protein, Rieske [2Fe-2S] iron-sulfur domain protein, chlororespiratory reduction 6 protein, D-glycerate 3-kinase, chloroplastic-like protein, chlorophyll a-b binding protein 7, chloroplastic-like protein, ultraviolet-B-repressible protein, Soul heme-binding family protein, Photosystem I reaction center subunit psi-N protein, and short-chain dehydrogenase/reductase protein that are disclosed in US Patent Application Publication No. 20170121722, which is incorporated herein by reference in its entirety and specifically with respect to such disclosure. In certain embodiments, the promoter is operably linked to nucleotide sequences encoding multiple guide RNAs, wherein the sequences encoding guide RNAs are separated by a cleavage site such as a nucleotide sequence encoding a microRNA recognition/cleavage site or a self-cleaving ribozyme (see, *e.g.*, Ferré-D'Amaré and Scott (2014) *Cold Spring Harbor Perspectives Biol.*, 2:a003574). In certain embodiments, the promoter is an

RNA polymerase III promoter operably linked to a nucleotide sequence encoding one or more guide RNAs. In certain embodiments, the RNA polymerase III promoter is a plant U6 spliceosomal RNA promoter, which can be native to the genome of the plant cell or from a different species, *e.g.*, a U6 promoter from soybean, tomato, or soybean such as those disclosed U.S. Patent Application Publication 2017/0166912, or a homologue thereof; in an example, such a promoter is operably linked to DNA sequence encoding a first RNA molecule including a Cas12a gRNA followed by an operably linked and suitable 3' element such as a U6 poly-T terminator. In another embodiment, the RNA polymerase III promoter is a plant U3, 7SL (signal recognition particle RNA), U2, or U5 promoter, or chimerics thereof, *e.g.*, as described in U.S. Patent Application Publication 20170166912. In certain embodiments, the promoter operably linked to one or more polynucleotides is a constitutive promoter that drives gene expression in eukaryotic cells (*e.g.*, plant cells). In certain embodiments, the promoter drives gene expression in the nucleus or in an organelle such as a chloroplast or mitochondrion. Examples of constitutive promoters for use in plants include a CaMV 35S promoter as disclosed in US Patents 5,858,742 and 5,322,938, a rice actin promoter as disclosed in US Patent 5,641,876, a soybean chloroplast aldolase promoter as disclosed in US Patent 7,151,204, and the nopaline synthase (NOS) and octopine synthase (OCS) promoters from *Agrobacterium tumefaciens*. In certain embodiments, the promoter operably linked to one or more polynucleotides encoding elements of a genome-editing system is a promoter from figwort mosaic virus (FMV), a RUBISCO promoter, or a pyruvate phosphate dikinase (PPDK) promoter, which is active in photosynthetic tissues. Other contemplated promoters include cell-specific or tissue-specific or developmentally regulated promoters, for example, a promoter that limits the expression of the nucleic acid targeting system to germline or reproductive cells (*e.g.*, promoters of genes encoding DNA ligases, recombinases, replicases, or other genes specifically expressed in germline or reproductive cells). In certain embodiments, the genome alteration is limited only to those cells from which DNA is inherited in subsequent generations, which is advantageous where it is desirable that expression of the genome-editing system be limited in order to avoid genotoxicity or other unwanted effects. All of the patent publications referenced in this paragraph are incorporated herein by reference in their entirety.

**[0088]** Expression vectors or polynucleotides provided herein may contain a DNA segment near the 3' end of an expression cassette that acts as a signal to terminate transcription and directs polyadenylation of the resultant mRNA, and may also support promoter activity. Such a 3' element is commonly referred to as a "3'-untranslated region" or "3'-UTR" or a "polyadenylation signal."

In some cases, plant gene-based 3' elements (or terminators) consist of both the 3'-UTR and downstream non-transcribed sequence (Nuccio et al., 2015). Useful 3' elements include: *Agrobacterium tumefaciens* nos 3', tml 3', tmr 3', tms 3', ocs 3', and tr7 3' elements disclosed in US Patent No. 6,090,627, incorporated herein by reference, and 3' elements from plant genes such as the heat shock protein 17, ubiquitin, and fructose-1,6-biphosphatase genes from wheat (*Triticum aestivum*), and the glutelin, lactate dehydrogenase, and beta-tubulin genes from rice (*Oryza sativa*), disclosed in US Patent Application Publication 2002/0192813 A1. All of the patent publications referenced in this paragraph are incorporated herein by reference in their entirety.

**[0089]** In certain embodiments, the DAS81419 or INIR19 plant cells used herein can comprise haploid, diploid, or polyploid plant cells or plant protoplasts, for example, those obtained from a haploid, diploid, or polyploid plant, plant part or tissue, or callus. In certain embodiments, plant cells in culture (or the regenerated plant, progeny seed, and progeny plant) are haploid or can be induced to become haploid; techniques for making and using haploid plants and plant cells are known in the art, see, *e.g.*, methods for generating haploids in *Arabidopsis thaliana* by crossing of a wild-type strain to a haploid-inducing strain that expresses altered forms of the centromere-specific histone CENH3, as described by Maruthachalam and Chan in "How to make haploid *Arabidopsis thaliana*", protocol available at [www\[dot\]openwetware\[dot\]org/images/d/d3/Haploid\\_Arabidopsis\\_protocol\[dot\]pdf](http://www.openwetware.org/images/d/d3/Haploid_Arabidopsis_protocol.pdf); (Ravi *et al.* (2014) *Nature Communications*, 5:5334, doi: 10.1038/ncomms6334). Haploids can also be obtained in a wide variety of monocot plants (*e.g.*, soybean, wheat, rice, sorghum, barley) by crossing a plant comprising a mutated CENH3 gene with a wildtype diploid plant to generate haploid progeny as disclosed in US Patent No. 9,215,849, which is incorporated herein by reference in its entirety. Haploid-inducing soybean lines that can be used to obtain haploid soybean plants and/or cells include Stock 6, MHI (Moldovian Haploid Inducer), indeterminate gametophyte (ig) mutation, KEMS, RWK, ZEM, ZMS, KMS, and well as transgenic haploid inducer lines disclosed in US Patent No. 9,677,082, which is incorporated herein by reference in its entirety. Examples of haploid cells include but are not limited to plant cells obtained from haploid plants and plant cells obtained from reproductive tissues, *e.g.*, from flowers, developing flowers or flower buds, ovaries, ovules, megaspores, anthers, pollen, megagametophyte, and microspores. In certain embodiments where the plant cell or plant protoplast is haploid, the genetic complement can be doubled by chromosome doubling (*e.g.*, by spontaneous chromosomal doubling by meiotic non-reduction, or by using a chromosome doubling agent such as colchicine, oryzalin, trifluralin,

pronamide, nitrous oxide gas, anti-microtubule herbicides, anti-microtubule agents, and mitotic inhibitors) in the plant cell or plant protoplast to produce a doubled haploid plant cell or plant protoplast wherein the complement of genes or alleles is homozygous; yet other embodiments include regeneration of a doubled haploid plant from the doubled haploid plant cell or plant protoplast. Another embodiment is related to a hybrid plant having at least one parent plant that is a doubled haploid plant provided by this approach. Production of doubled haploid plants provides homozygosity in one generation, instead of requiring several generations of self-crossing to obtain homozygous plants. The use of doubled haploids is advantageous in any situation where there is a desire to establish genetic purity (*i.e.*, homozygosity) in the least possible time. Doubled haploid production can be particularly advantageous in slow-growing plants or for producing hybrid plants that are offspring of at least one doubled-haploid plant.

**[0090]** In certain embodiments, the DAS81419 or INIR19 plant cells used in the methods provided herein can include non-dividing cells. Such non-dividing cells can include plant cell protoplasts, plant cells subjected to one or more of a genetic and/or pharmaceutically-induced cell-cycle blockage, and the like.

**[0091]** In certain embodiments, the DAS81419 or INIR19 plant cells in used in the methods provided herein can include dividing cells. Dividing cells can include those cells found in various plant tissues including leaves, meristems, and embryos. These tissues include dividing cells from young soybean leaf, meristems and scutellar tissue from about 8 or 10 to about 12 or 14 days after pollination (DAP) embryos. The isolation of soybean embryos has been described in several publications (Brettschneider, Becker, and Lörz 1997; Leduc et al. 1996; Frame et al. 2011; K. Wang and Frame 2009). In certain embodiments, basal leaf tissues (*e.g.*, leaf tissues located about 0 to 3 cm from the ligule of a soybean plant; Kirienko, Luo, and Sylvester 2012) are targeted for HDR-mediated gene editing. Methods for obtaining regenerable plant structures and regenerating plants from the NHEJ-, MMEJ-, or HDR-mediated gene editing of plant cells provided herein can be adapted from methods disclosed in US Patent Application Publication No. 20170121722, which is incorporated herein by reference in its entirety and specifically with respect to such disclosure. In certain embodiments, single plant cells subjected to the HDR-mediated gene editing will give rise to single regenerable plant structures. In certain embodiments, the single regenerable plant cell structure can form from a single cell on, or within, an explant that has been subjected to the NHEJ-, MMEJ-, or HDR-mediated gene editing.

[0092] In some embodiments, methods provided herein can include the additional step of growing or regenerating an INIR19 plant from a INIR19 plant cell that had been subjected to the gene editing or from a regenerable plant structure obtained from that INIR19 plant cell. In certain embodiments, the plant can further comprise an inserted transgene, a target gene edit, or genome edit as provided by the methods and compositions disclosed herein. In certain embodiments, callus is produced from the plant cell, and plantlets and plants produced from such callus. In other embodiments, whole seedlings or plants are grown directly from the plant cell without a callus stage. Thus, additional related aspects are directed to whole seedlings and plants grown or regenerated from the plant cell or plant protoplast having a target gene edit or genome edit, as well as the seeds of such plants. In certain embodiments wherein the plant cell or plant protoplast is subjected to genetic modification (for example, genome editing by means of, *e.g.*, an RdDe), the grown or regenerated plant exhibits a phenotype associated with the genetic modification. In certain embodiments, the grown or regenerated plant includes in its genome two or more genetic or epigenetic modifications that in combination provide at least one phenotype of interest. In certain embodiments, a heterogeneous population of plant cells having a target gene edit or genome edit, at least some of which include at least one genetic or epigenetic modification, is provided by the method; related aspects include a plant having a phenotype of interest associated with the genetic or epigenetic modification, provided by either regeneration of a plant having the phenotype of interest from a plant cell or plant protoplast selected from the heterogeneous population of plant cells having a target gene or genome edit, or by selection of a plant having the phenotype of interest from a heterogeneous population of plants grown or regenerated from the population of plant cells having a targeted genetic edit or genome edit. Examples of phenotypes of interest include herbicide resistance, improved tolerance of abiotic stress (*e.g.*, tolerance of temperature extremes, drought, or salt) or biotic stress (*e.g.*, resistance to nematode, bacterial, or fungal pathogens), improved utilization of nutrients or water, modified lipid, carbohydrate, or protein composition, improved flavor or appearance, improved storage characteristics (*e.g.*, resistance to bruising, browning, or softening), increased yield, altered morphology (*e.g.*, floral architecture or color, plant height, branching, root structure). In an embodiment, a heterogeneous population of plant cells having a target gene edit or genome edit (or seedlings or plants grown or regenerated therefrom) is exposed to conditions permitting expression of the phenotype of interest; *e.g.*, selection for herbicide resistance can include exposing the population of plant cells having a target gene edit or genome edit (or seedlings or plants grown or regenerated therefrom) to an amount of herbicide or other

substance that inhibits growth or is toxic, allowing identification and selection of those resistant plant cells (or seedlings or plants) that survive treatment. Methods for obtaining regenerable plant structures and regenerating plants from plant cells or regenerable plant structures can be adapted from published procedures (Roest and Gilissen, *Acta Bot. Neerl.*, 1989, 38(1), 1-23; Bhaskaran and Smith, *Crop Sci.* 30(6):1328-1337; Ikeuchi et al., *Development*, 2016, 143: 1442-1451). Methods for obtaining regenerable plant structures and regenerating plants from plant cells or regenerable plant structures can also be adapted from US Patent Application Publication No. 20170121722, which is incorporated herein by reference in its entirety and specifically with respect to such disclosure. Also provided are heterogeneous or homogeneous populations of such plants or parts thereof (*e.g.*, seeds), succeeding generations or seeds of such plants grown or regenerated from the plant cells or plant protoplasts, having a target gene edit or genome edit. Additional related aspects include a hybrid plant provided by crossing a first plant grown or regenerated from a plant cell or plant protoplast having a target gene edit or genome edit and having at least one genetic or epigenetic modification, with a second plant, wherein the hybrid plant contains the genetic or epigenetic modification; also contemplated is seed produced by the hybrid plant. Also envisioned as related aspects are progeny seed and progeny plants, including hybrid seed and hybrid plants, having the regenerated plant as a parent or ancestor. The plant cells and derivative plants and seeds disclosed herein can be used for various purposes useful to the consumer or grower. In other embodiments, processed products are made from the INIR19 plant or its seeds, including: (a) soybean seed meal (defatted or non-defatted); (b) extracted proteins, oils, sugars, and starches; (c) fermentation products; (d) animal feed or human food products (*e.g.*, feed and food comprising soybean seed meal (defatted or non-defatted) and other ingredients (*e.g.*, other cereal grains, other seed meal, other protein meal, other oil, other starch, other sugar, a binder, a preservative, a humectant, a vitamin, and/or mineral); (e) a pharmaceutical; (f) raw or processed biomass (*e.g.*, cellulosic and/or lignocellulosic material); and (g) various industrial products.

## **EMBODIMENTS**

**[0093]** Various embodiments of the plants, genomes, methods, biological samples, and other compositions described herein are set forth in the following sets of numbered embodiments.

**[0094]** 1a. A transgenic soybean plant cell comprising an INIR19 transgenic locus comprising an originator guide RNA recognition site (OgRRS) in a first DNA junction

polynucleotide of a DAS81419 transgenic locus and a cognate guide RNA recognition site (CgRRS) in a second DNA junction polynucleotide of the DAS81419 transgenic locus.

**[0095]** 1b. A transgenic soybean plant cell comprising an INIR19 transgenic locus comprising an insertion and/or substitution of DNA in a DNA junction polynucleotide of a DAS81419 transgenic locus with DNA comprising a cognate guide RNA recognition site (CgRRS) or comprising a deletion in a DNA junction polynucleotide of a DAS81419 transgenic locus.

**[0096]** 2. The transgenic soybean plant cell of embodiment 1a or 1b, wherein said CgRRS comprises the DNA molecule set forth in SEQ ID NO: 8, 9, or 10; and/or wherein said DAS81419 transgenic locus is set forth in SEQ ID NO:1, is present in seed deposited at the ATCC under accession No. PTA-12006, is present in progeny thereof, is present in allelic variants thereof, or is present in other variants thereof.

**[0097]** 3. The transgenic soybean plant cell of embodiments 1a, 1b, or 2, wherein said INIR19 transgenic locus comprises the DNA molecule set forth in SEQ ID NO: 2, 3, 17, or an allelic variant thereof.

**[0098]** 4. A transgenic soybean plant part comprising the soybean plant cell of any one of embodiments 1a, 1b, 2, or 3, wherein said soybean plant part is optionally a seed.

**[0099]** 5. A transgenic soybean plant comprising the soybean plant cell of any one of embodiments 1a, 1b, 2, or 3.

**[00100]** 6. A method for obtaining a bulked population of inbred seed comprising selfing the transgenic soybean plant of embodiment 5 and harvesting seed comprising the INIR19 transgenic locus from the selfed soybean plant.

**[00101]** 7. A method of obtaining hybrid soybean seed comprising crossing the transgenic soybean plant of embodiment 5 to a second soybean plant which is genetically distinct from the first soybean plant and harvesting seed comprising the INIR19 transgenic locus from the cross.

**[00102]** 8. A DNA molecule comprising SEQ ID NO: 2, 3, 8, 9, 10, 11, 17, 23, or an allelic variant thereof.

**[00103]** 9. A processed transgenic soybean plant product comprising the DNA molecule of embodiment 8.

**[00104]** 10. A biological sample containing the DNA molecule of embodiment 8.

**[00105]** 11. A nucleic acid molecule adapted for detection of genomic DNA comprising the DNA molecule of embodiment 8, wherein said nucleic acid molecule optionally comprises a detectable label.

**[00106]** 12. A method of detecting a soybean plant cell comprising the INIR19 transgenic locus of any one of embodiments 1a, 1b, 2, or 3, comprising the step of detecting DNA molecule comprising SEQ ID NO: 2, 3, 8, 9, 10, 11, 17, 23, or an allelic variant thereof.

**[00107]** 13. A method of excising the INIR19 transgenic locus from the genome of the soybean plant cell of any one of embodiments 1a, 1b, 2, or 3, comprising the steps of:

(a) contacting the INIR19 transgenic locus comprising the OgRRS and the CgRRS with: (i) an RNA dependent DNA endonuclease (RdDe); and (ii) a guide RNA (gRNA) capable of hybridizing to the guide RNA hybridization site of the OgRRS and the CgRRS; wherein the RdDe recognizes a OgRRS/gRNA and a CgRRS/gRNA hybridization complex; and,

(b) selecting a transgenic plant cell, transgenic plant part, or transgenic plant wherein the INIR19 transgenic locus flanked by the OgRRS and the CgRRS has been excised.

**[00108]** 14. The method of embodiment 13, wherein said INIR19 transgenic locus comprises the CgRRS in SEQ ID NO: 8, 9, or 10 and the guide RNA comprises an RNA sequence encoded by SEQ ID NO: 13.

**[00109]** 15. The method of embodiment 14, wherein said INIR19 transgenic locus comprises the DNA molecule set forth in SEQ ID NO: 17, 3, or an allelic variant thereof.

## Examples

**[00110]** Example 1. Introduction of a CgRRS in a 3' junction polynucleotide of a DAS81419 Transgenic Locus

**[00111]** Transgenic plant genomes containing one or more of the following transgenic loci (events) are contacted with:

(i) an ABE or CBE and guide RNAs which recognize the indicated target DNA sites (protospacer (guide RNA coding) plus PAM site) in the 5' or 3' junction polynucleotides of the event to introduce a CgRRS in the junction polynucleotide;

(ii) an RdDe and guide RNAs which recognize the indicated target DNA site (guide RNA coding plus PAM site) in the 5' or 3' junction polynucleotides of the event as well as a donor DNA template spanning the double stranded DNA break site in the junction polynucleotide to introduce a CgRRS in a junction polynucleotide.

Plant cells, callus, parts, or whole plants comprising the introduced CgRRS in the transgenic plant genome are selected.

**[00112]** Table 2. Examples of OgRRS and CgRRS in DAS81419

<b>SOYBEAN EVENT NAME</b>	<b>OgRRS</b>	<b>CgRRS</b>
DAS81419	(SEQ ID NO: 7; located in 5' junction polynucleotide of SEQ ID NO: 1)	(SEQ ID NO: 8; inserted into 3' junction polynucleotide)
		(SEQ ID NO: 9; inserted into 3' junction polynucleotide)
		(SEQ ID NO: 10; inserted into 3' junction polynucleotide)

**[00113]** Example 2. Insertion of a CgRRS element in the 3'-junction of the DAS81419 event.

**[00114]** Two plant gene expression vectors are prepared. Plant expression cassettes for expressing a bacteriophage lambda exonuclease, a bacteriophage lambda beta SSAP protein, and an E. coli SSB are constructed essentially as set forth in US Patent Application Publication 20200407754, which is incorporated herein by reference in its entirety. A DNA sequence encoding a tobacco c2 nuclear localization signal (NLS) is fused in-frame to the DNA sequences encoding the exonuclease, the bacteriophage lambda beta SSAP protein, and the E. coli SSB to provide a DNA sequence encoding the c2 NLS-Exo, c2 NLS lambda beta SSAP, and c2 NLS-SSB fusion proteins that are set forth in SEQ ID NO: 135, SEQ ID NO: 134, and SEQ ID NO: 133 of US Patent Application Publication 20200407754, respectively, and incorporated herein by reference in their entireties. DNA sequences encoding the c2 NLS-Exo, c2 NLS lambda beta SSAP, and c2NLS-SSB fusion proteins are operably linked to a OsUBI1, ZmUBI1, OsACT promoter and a OsUbi1, ZmUBI1, OsACT polyadenylation site respectively, to provide the exonuclease, SSAP, and SSB plant expression cassettes.

**[00115]** A DNA donor template sequence (SEQ ID NO: 11) that targets the 3'-T-DNA junction polynucleotide of the DAS81419 event (SEQ ID NO: 1) for HDR-mediated insertion of a base pair OgRRS sequence (SEQ ID NO: 7) that is identical to a Cas12a recognition site at the 5'-junction polynucleotide of the DAS81419 T-DNA insert is constructed. The DNA donor sequence includes a replacement template with desired insertion region (27 base pairs long) flanked on both sides by homology arms. The homology arms match (i.e., are homologous to) gDNA (genomic DNA) regions flanking the target gDNA insertion site (SEQ ID NO: 12). The replacement template region comprising the donor DNA is flanked at each end by DNA sequences identical to the

DAS81419 3'-T-DNA junction polynucleotide sequence recognized by a Cas12a RNA-guided nuclease and a gRNA (e.g., encoded by SEQ ID NO: 4, 5, or 6).

**[00116]** In the *Agrobacterium* approach, a binary vector that contains a strong constitutive expression cassette like the AtUbi10 promoter::AtUbi10 terminator driving Cas12a, a PolII or PolII gene cassette driving the Cas12a gRNA(s) and a CaMV 35S:NPTII:NOS (*i.e.*, which confers tolerance to G418, kanamycin, and neomycin) or other suitable plant selectable marker (*e.g.*, a phosphomannose isomerase (Reed et al. 2001, *In Vitro Cellular & Developmental Biology - Plant* **37**: 127–132) or hygromycin phosphotransferase (Itaya, et al. 2018, *In Vitro Cellular & Developmental Biology - Plant* **54**: 184–194)) is constructed and cells comprising the integrated T-DNA(s) are selected using an appropriate selection agent. An expression cassette driving a fluorescent protein like mScarlet may also be useful to monitor the plant transformation process. In the example below, selections for the NPTII marker are provided. It is understood that other selection agents would be used for other selectable markers.

**[00117]** A plant expression cassette that provides for expression of the RNA-guided sequence-specific Cas12a endonuclease is constructed. A plant expression cassette that provides for expression of a guide RNA (e.g., encoded by SEQ ID NO: 4, 5, or 6) complementary to sequences adjacent to the insertion site is constructed. An *Agrobacterium* superbinary plasmid transformation vector containing a cassette that provides for the expression of the neomycin phosphotransferase(nptII) protein or hygromycin phosphotransferase (hpt)) is constructed. Once the cassettes, donor sequence and *Agrobacterium* superbinary plasmid transformation vector are constructed, they are combined to generate two soybean transformation plasmids.

**[00118]** A soybean transformation plasmid is constructed with the nptII or hpt cassette, the RNA-guided sequence-specific endonuclease cassette, the guide RNA cassette, and the DAS81419 3'-T\_DNA junction sequence DNA donor sequence into the *Agrobacterium* superbinary plasmid transformation vector (the control vector).

**[00119]** A soybean transformation plasmid is constructed with the nptII or hpt cassette, the RNA-guided sequence-specific endonuclease cassette, the guide RNA cassette, the SSB cassette, the lambda beta SSAP cassette, the Exo cassette, and the DAS81419 3'-T\_DNA junction sequence donor DNA template sequence (*e.g.*, SEQ ID NO: 11) into the *Agrobacterium* superbinary plasmid transformation vector (the lambda red vector).

**[00120]** The T-DNA-based expression cassettes are delivered from superbinary vectors in *Agrobacterium* strain LBA4404. Soy transformations are performed based on published methods

(e.g., Zhang et al., 1999, *Plant Cell, Tissue and Organ Culture* 56(1), 37-46) or their equivalents. Briefly, cotyledonary explants are prepared from the 5-day-old soybean seedlings by making a horizontal slice through the hypocotyl region, approximately 3–5 mm below the cotyledon. A subsequent vertical slice is made between the cotyledons, and the embryonic axis is removed. This generates 2 cotyledonary node explants. Approximately 7–12 vertical slices are made on the adaxial surface of the explant about the area encompassing 3 mm above the cotyledon/hypocotyl junction and 1 mm below the cotyledon/hypocotyl junction. Explant manipulations are done with a No. 15 scalpel blade.

**[00121]** Explants are immersed in the *Agrobacterium* inoculum for 30 min and then co-cultured on 100 × 15 mm Petri plates containing the *Agrobacterium* resuspension medium solidified with 0.5% purified agar (BBL Cat # 11853). The co-cultivation plates are overlaid with a piece of Whatman #1 filter paper (Mullins et al., 1990; Janssen and Gardner, 1993; Zhang et al., 1997). The explants (5 per plate) are cultured adaxial side down on the co-cultivation plates, that are overlaid with filter paper, for 3 days at 24°C, under an 18/6 hour light regime with an approximate light intensity of 80  $\mu\text{mol s}^{-1} \text{m}^{-2}$  (F17T8/750 cool white bulbs, Litetronics®). The co-cultivation plates are wrapped with Parafilm®.

**[00122]** Following the co-cultivation period explants are briefly washed in B5 medium supplemented with 1.67 mg l<sup>-1</sup> BAP, 3% sucrose, 500 mg l<sup>-1</sup> ticarcillin and 100 mg l<sup>-1</sup> cefotaxime. The medium is buffered with 3 mM MES, pH 5.6. Growth regulator, vitamins and antibiotics are filter sterilized post autoclaving. Following the washing step, explants are cultured (5 per plate) in 100 × 20 mm Petri plates, adaxial side up with the hypocotyl imbedded in the medium, containing the washing medium solidified with 0.8% purified agar (BBL Cat # 11853) amended with either G418, neomycin, or kanamycin at concentrations permitting selection of transformants. This medium is referred to as shoot initiation medium (SI). Plates are wrapped with 3M pressure sensitive tape (Scotch™, 3M, USA) and cultured under the environmental conditions used during the seed germination step (at 24 °C, 18/6 light regime, under a light intensity of approximately 150  $\mu\text{mol s}^{-1} \text{m}^{-2}$ ).

**[00123]** After 2 weeks of culture, the hypocotyl region is excised from each of the explants, and the remaining explant, cotyledon with differentiating node, is subsequently subcultured onto fresh SI medium. Following an additional 2 weeks of culture on SI medium, the cotyledons are removed from the differentiating node. The differentiating node is subcultured to shoot elongation medium (SE) composed of Murashige and Skoog (MS) (1962) basal salts, B5 vitamins, 1 mg l<sup>-1</sup>

zeatin-riboside, 0.5 mg l<sup>-1</sup> GA3 and 0.1 mg l<sup>-1</sup> IAA, 50 mg l<sup>-1</sup> glutamine, 50 mg l<sup>-1</sup> asparagine, 3% sucrose and 3 mM MES, pH 5.6. The SE medium is amended with G418, neomycin, or kanamycin at concentrations permitting selection of transformants. The explants are subcultured biweekly to fresh SI medium until shoots reach a length greater than 3 cm. The elongated shoots are rooted on Murashige and Skoog salts with B5 vitamins, 1% sucrose, 0.5 mg l<sup>-1</sup> NAA without further selection in Magenta boxes<sup>®</sup>.

**[00124]**

**[00125]** When a sufficient amount of viable tissue is obtained, it can be screened for insertion at the DAS81419 junction sequence, using a PCR-based approach. The PCR primer on the 5'-end is SEQ ID NO: 14. The PCR primer on the 3'-end is SEQ ID NO: 15. The above primers that flank donor DNA homology arms are used to amplify the DAS81419 3'-junction polynucleotide sequence. The correct donor sequence insertion will produce PCR product (SEQ ID NO: 16). A unique DNA fragment comprising the CgRRS in the DAS81419 3' junction polynucleotide is set forth in SEQ ID NO: 8 and 16. Amplicons can be sequenced directly using an amplicon sequencing approach or ligated to a convenient plasmid vector for Sanger sequencing. Those plants in which the DAS81419 junction sequence now contains the intended Cas12a recognition sequence are selected and grown to maturity. The T-DNA encoding the Cas12a reagents can be segregated away from the modified junction sequence in a subsequent generation. The resultant INIR19 transgenic locus (SEQ ID NO: 17) comprising the CgRRS and OgRRS (e.g., which each comprise SEQ ID NO: 7) can be excised using Cas12a and a suitable gRNA which hybridizes to DNA comprising SEQ ID NO: 13 at both the OgRRS and the CgRRS.

**[00126]** The breadth and scope of the present disclosure should not be limited by any of the above-described embodiments.

## WHAT IS CLAIMED IS:

1. A transgenic soybean plant cell comprising an INIR19 transgenic locus comprising an originator guide RNA recognition site (OgRRS) in a first DNA junction polynucleotide of a DAS81419 transgenic locus and a cognate guide RNA recognition site (CgRRS) in a second DNA junction polynucleotide of the DAS81419 transgenic locus.
2. A transgenic soybean plant cell comprising an INIR19 transgenic locus comprising an insertion and/or substitution of DNA in a DNA junction polynucleotide of a DAS81419 transgenic locus with DNA comprising a cognate guide RNA recognition site (CgRRS).
3. The transgenic soybean plant cell of claim 1 or 2, wherein said CgRRS comprises the DNA molecule set forth in SEQ ID NO: 8, 9, or 10, and/or wherein said DAS81419 transgenic locus is set forth in SEQ ID NO: 1, is present in seed deposited at the ATCC under accession No. PTA-12006, is present in progeny thereof, is present in allelic variants thereof, or is present in other variants thereof.
4. The transgenic soybean plant cell of claim 1 or 2, wherein said INIR19 transgenic locus comprises the DNA molecule set forth in SEQ ID NO: 17, 3, or an allelic variant thereof.
5. A transgenic soybean plant part comprising the soybean plant cell of claim 1 or 2, wherein said soybean plant part is optionally a seed.
6. The transgenic soybean plant part of claim 5, wherein said INIR19 transgenic locus comprises the DNA molecule set forth in SEQ ID NO: 2, 3, 8, 9, 10, 11, 16, 17, 23, or an allelic variant thereof.
7. A transgenic soybean plant comprising the soybean plant cell of claim 1 or 2.
8. The transgenic soybean plant part of claim 7, wherein said INIR19 transgenic locus comprises the DNA molecule set forth in SEQ ID NO: 17, 3, or an allelic variant thereof.

9. A method for obtaining a bulked population of inbred seed comprising selfing the transgenic soybean plant of claim 1 or 2 and harvesting seed comprising the INIR19 transgenic locus from the selfed soybean plant.

10. The method of claim 9, wherein said INIR19 transgenic locus comprises the DNA molecule set forth in SEQ ID NO: 17, 3, or an allelic variant thereof.

11. A method of obtaining hybrid soybean seed comprising crossing the transgenic soybean plant of claim 1 or 2 to a second soybean plant which is genetically distinct from the first soybean plant and harvesting seed comprising the INIR19 transgenic locus from the cross.

12. The method of claim 11, wherein said INIR19 transgenic locus comprises the DNA molecule set forth in SEQ ID NO: 17, 3, or an allelic variant thereof.

13. A DNA molecule comprising SEQ ID NO: 2, 3, 8, 9, 10, 11, 16, 17, or 23.

14. A processed transgenic soybean plant product comprising the DNA molecule of claim 13.

15. A biological sample containing the DNA molecule of claim 13.

16. A nucleic acid molecule adapted for detection of genomic DNA comprising the DNA molecule of claim 13, wherein said nucleic acid molecule optionally comprises a detectable label.

17. A method of detecting a soybean plant cell comprising the INIR19 transgenic locus of claim 1 or 2, comprising the step of detecting DNA molecule comprising SEQ ID NO: 3, 8, 9, 10, 11, 16, 17, or 23.

18. A method of excising the INIR19 transgenic locus from the genome of the soybean plant cell of claim 1 or 2, comprising the steps of:

(a) contacting the the INIR 19 transgenic locus comprising the OgRRS and the CgRRS with: (i) an RNA dependent DNA endonuclease (RdDe); and (ii) a guide RNA (gRNA) capable of hybridizing to the guide RNA hybridization site of the OgRRS and the CgRRS; wherein the RdDe recognizes a OgRRS/gRNA and a CgRRS/gRNA hybridization complex; and,

(b) selecting a transgenic plant cell, transgenic plant part, or transgenic plant wherein the INIR19 transgenic locus flanked by the OgRRS and the CgRRS has been excised.

19. The method of claim 18, wherein said INIR19 transgenic locus comprises the CgRRS in SEQ ID NO: 8 , 9, or 10 and the guide RNA comprises an RNA sequence encoded by SEQ ID NO: 13.

20. The method of claim 19, wherein said INIR19 transgenic locus comprises the DNA molecule set forth in SEQ ID NO: 17, 3, or an allelic variant thereof.

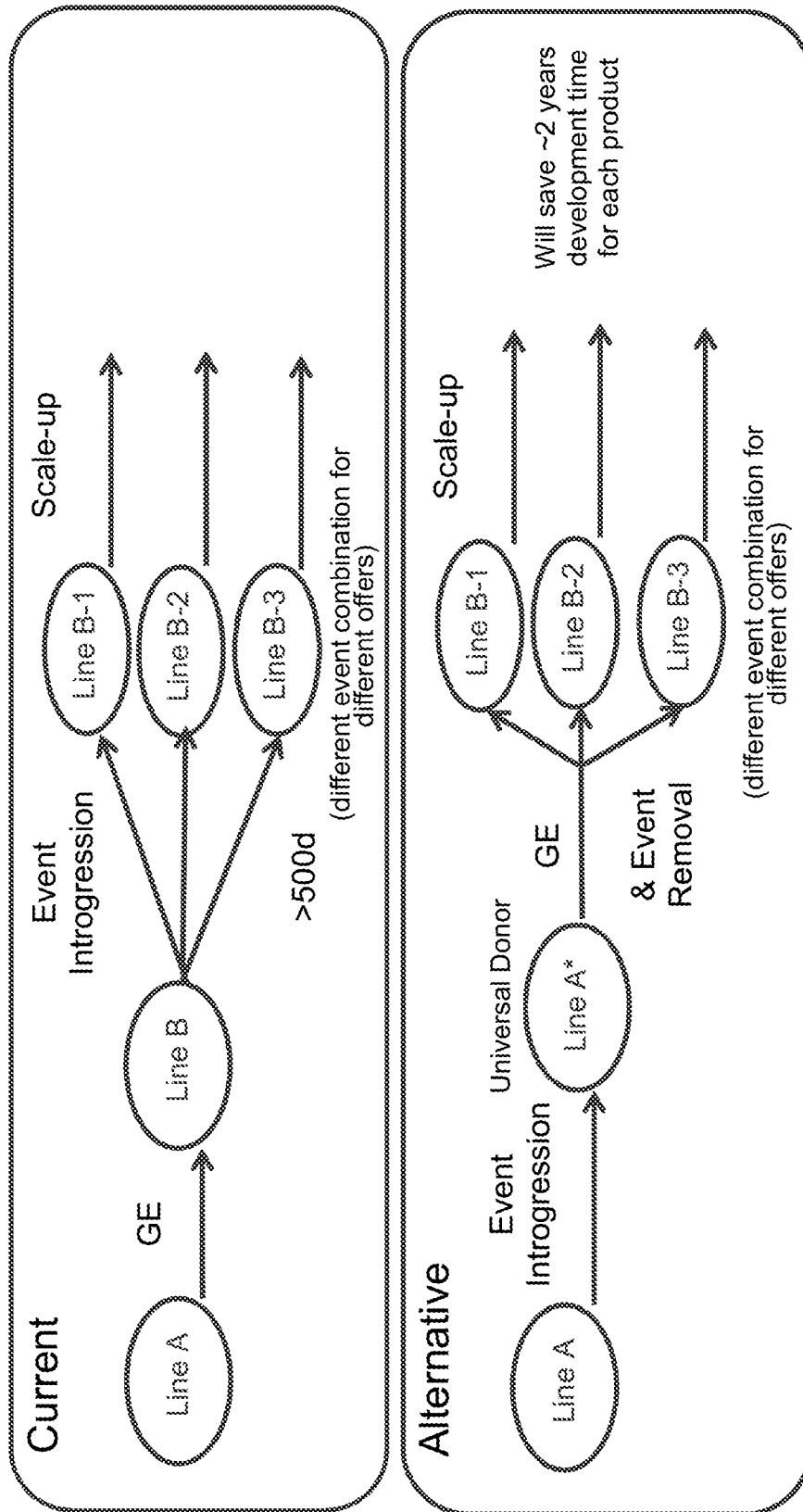
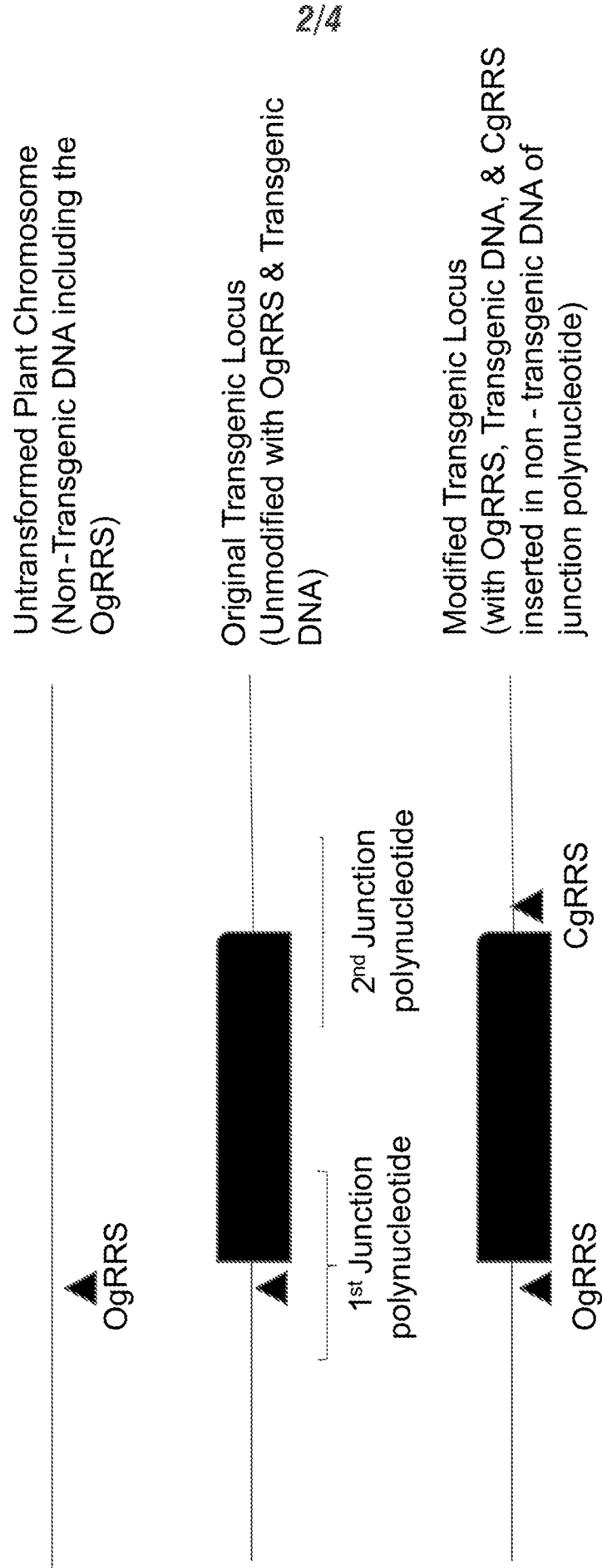


FIG. 1



2/4

FIG. 2A

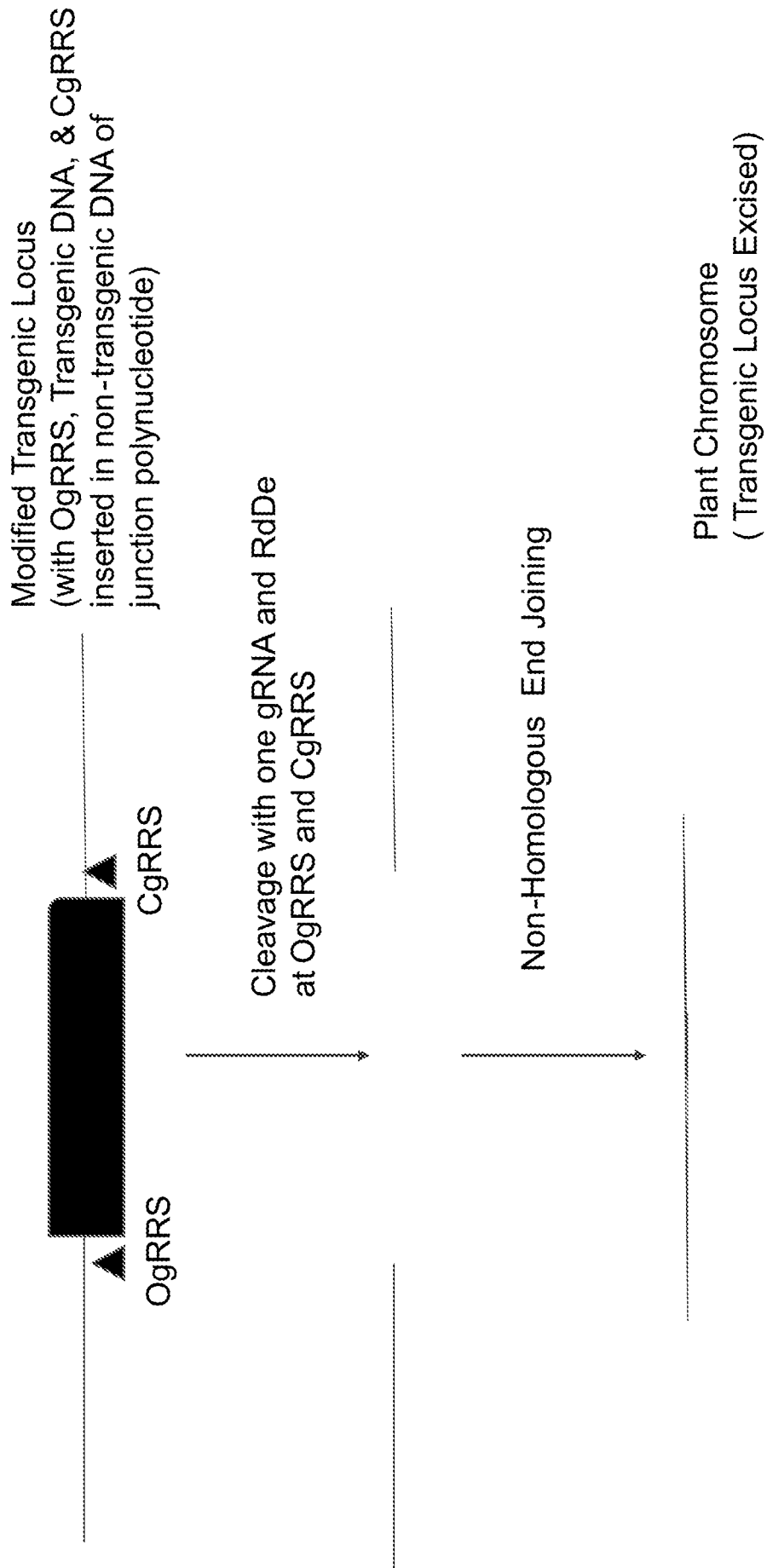


FIG. 2B

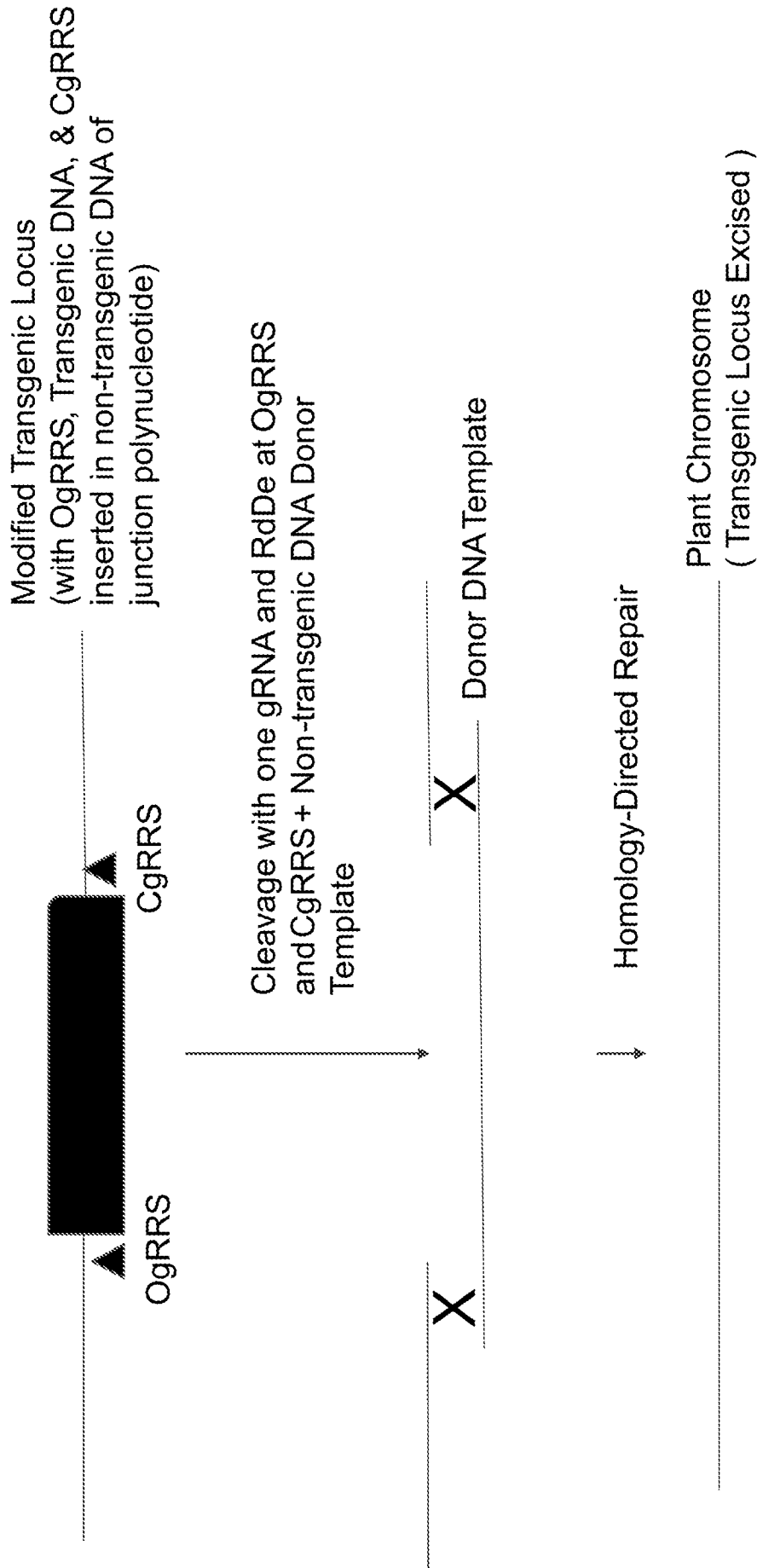


FIG. 2C

# INTERNATIONAL SEARCH REPORT

International application No.

PCT/US 21/43935

**Box No. 1** Nucleotide and/or amino acid sequence(s) (Continuation of item 1.c of the first sheet)

1. With regard to any nucleotide and/or amino acid sequence disclosed in the international application, the international search was carried out on the basis of a sequence listing:
  - a.  forming part of the international application as filed:
    - in the form of an Annex C/ST.25 text file.
    - on paper or in the form of an image file.
  - b.  furnished together with the international application under PCT Rule 13ter.1(a) for the purposes of international search only in the form of an Annex C/ST.25 text file.
  - c.  furnished subsequent to the international filing date for the purposes of international search only:
    - in the form of an Annex C/ST.25 text file (Rule 13ter.1(a)).
    - on paper or in the form of an image file (Rule 13ter.1(b) and Administrative Instructions, Section 713).
2.  In addition, in the case that more than one version or copy of a sequence listing has been filed or furnished, the required statements that the information in the subsequent or additional copies is identical to that forming part of the application as filed or does not go beyond the application as filed, as appropriate, were furnished.
3. Additional comments:

INTERNATIONAL SEARCH REPORT

International application No.

PCT/US 21/43935

**Box No. II Observations where certain claims were found unsearchable (Continuation of item 2 of first sheet)**

This international search report has not been established in respect of certain claims under Article 17(2)(a) for the following reasons:

1.  Claims Nos.:  
because they relate to subject matter not required to be searched by this Authority, namely:
  
2.  Claims Nos.:  
because they relate to parts of the international application that do not comply with the prescribed requirements to such an extent that no meaningful international search can be carried out, specifically:
  
3.  Claims Nos.:  
because they are dependent claims and are not drafted in accordance with the second and third sentences of Rule 6.4(a).

**Box No. III Observations where unity of invention is lacking (Continuation of item 3 of first sheet)**

This International Searching Authority found multiple inventions in this international application, as follows:

---See Supplemental Box ---

1.  As all required additional search fees were timely paid by the applicant, this international search report covers all searchable claims.
2.  As all searchable claims could be searched without effort justifying additional fees, this Authority did not invite payment of additional fees.
3.  As only some of the required additional search fees were timely paid by the applicant, this international search report covers only those claims for which fees were paid, specifically claims Nos.:
4.  No required additional search fees were timely paid by the applicant. Consequently, this international search report is restricted to the invention first mentioned in the claims; it is covered by claims Nos.:  
1-8, 13-16 limited to SEQ ID NOs: 8 and 17.

**Remark on Protest**

- The additional search fees were accompanied by the applicant's protest and, where applicable, the payment of a protest fee.
- The additional search fees were accompanied by the applicant's protest but the applicable protest fee was not paid within the time limit specified in the invitation.
- No protest accompanied the payment of additional search fees.

## INTERNATIONAL SEARCH REPORT

International application No.

PCT/US 21/43935

## A. CLASSIFICATION OF SUBJECT MATTER

IPC - C12N 15/82 (2021.01)

CPC - C12N 15/8213, C12N 15/102, C12N 15/63, C12N 9/22, C12N 2310/20, C12N 2800/80

According to International Patent Classification (IPC) or to both national classification and IPC

## B. FIELDS SEARCHED

Minimum documentation searched (classification system followed by classification symbols)

See Search History document

Documentation searched other than minimum documentation to the extent that such documents are included in the fields searched

See Search History document

Electronic data base consulted during the international search (name of data base and, where practicable, search terms used)

See Search History document

## C. DOCUMENTS CONSIDERED TO BE RELEVANT

Category*	Citation of document, with indication, where appropriate, of the relevant passages	Relevant to claim No.
Y --- A	US 8,680,363 B2 (BARD et al.) 25 March 2014 (25.03.2014); col 2, ln 18-20; col 5, ln 40-44; col 10, ln 31-35, 46-49; col 13, ln 14-29, 62-64; col 14, ln 4-14	1-2, 5, 7 3- 4, 6, 8, 13-16
Y A	FINNIGAN et al., mCAL: A New Approach for Versatile Multiplex Action of Cas9 Using One sgRNA and Loci Flanked by a Programmed Target Sequence. G3 (Bethesda). 07 July 2016, Vol. 6, No. 7, pages 2147-2156; abstract; Figure 1	1-2, 5, 7
A	GenBank Accession No. CP049894, Arachis ipaensis cultivar K30076 chromosome 03, 03 June 2020 [online]. [Retrieved on 09 December 2021]. Retrieved from the internet: <URL: <a href="https://www.ncbi.nlm.nih.gov/nuccore/CP049894">https://www.ncbi.nlm.nih.gov/nuccore/CP049894</a> >; Entire document	3
A	WO 2012/075426 A1 (DOW AGROSCIENCES LLC) 07 June 2012 (07.06.2012); entire document	4, 6, 8, 13-16

 Further documents are listed in the continuation of Box C. See patent family annex.

\* Special categories of cited documents:

"A" document defining the general state of the art which is not considered to be of particular relevance

"D" document cited by the applicant in the international application

"E" earlier application or patent but published on or after the international filing date

"L" document which may throw doubts on priority claim(s) or which is cited to establish the publication date of another citation or other special reason (as specified)

"O" document referring to an oral disclosure, use, exhibition or other means

"P" document published prior to the international filing date but later than the priority date claimed

"T" later document published after the international filing date or priority date and not in conflict with the application but cited to understand the principle or theory underlying the invention

"X" document of particular relevance; the claimed invention cannot be considered novel or cannot be considered to involve an inventive step when the document is taken alone

"Y" document of particular relevance; the claimed invention cannot be considered to involve an inventive step when the document is combined with one or more other such documents, such combination being obvious to a person skilled in the art

"&amp;" document member of the same patent family

Date of the actual completion of the international search

09 December 2021 (09.12.2021)

Date of mailing of the international search report

JAN 06 2022

Name and mailing address of the ISA/US

Mail Stop PCT, Attn: ISA/US, Commissioner for Patents  
P.O. Box 1450, Alexandria, Virginia 22313-1450

Facsimile No. 571-273-8300

Authorized officer

Kari Rodriguez

Telephone No. PCT Helpdesk: 571-272-4300

## INTERNATIONAL SEARCH REPORT

International application No.

PCT/US 21/43935

## Box No. III Observations where unity of invention is lacking

This application contains the following inventions or groups of inventions which are not so linked as to form a single general inventive concept under PCT Rule 13.1. In order for all inventions to be searched, the appropriate additional search fees must be paid.

Groups I+: Claims 1-8, 13-16, drawn to a transgenic soybean plant cell. The composition will be searched to the extent that the INIR19 locus encompasses CgRRS of SEQ ID NO: 8 and INIR19 of SEQ ID NO: 17. It is believed that claims 1-8, 13-16 encompass this first named invention, and thus these claims will be searched without fee to the extent that they encompass SEQ ID NOs: 8 and 17. Additional nucleic acid sequence(s) in INIR19 locus will be searched upon the payment of additional fees. Applicants must specify the claims that encompass any additionally elected nucleic acid sequence(s) in INIR19 locus. Applicants must further indicate, if applicable, the claims which encompass the first named invention, if different than what was indicated above for this group. Failure to clearly identify how any paid additional invention fees are to be applied to the "+" group(s) will result in only the first claimed invention to be searched. An exemplary election would be nucleic acid sequences in INIR19 locus comprising CgRRS of SEQ ID NO: 9 and INIR19 of SEQ ID NO: 3 (Claims 1-8, 13-16).

Groups II+: Claims 9-12, 17-20, drawn to a method of excising the INIR19 transgenic locus from the genome of the soybean plant cell. Group II+ will be searched upon payment of additional fees. The method may be searched, for example, to the extent that the INIR19 locus encompasses INIR19 of SEQ ID NO: 17 and CgRRS of SEQ ID NO: 8 for an additional fee and election as such. It is believed that claims 9-12, 17-20 read on this exemplary invention. Additional nucleic acid sequence(s) in INIR19 locus will be searched upon the payment of additional fees. Applicants must specify the claims that encompass any additionally elected nucleic acid sequence(s) in INIR19 locus. Failure to clearly identify how any paid additional invention fees are to be applied to the "+" group(s) will result in only the first claimed invention to be searched. Another exemplary election would be nucleic acid sequences in INIR19 locus comprising INIR19 of SEQ ID NO: 3 and CgRRS of SEQ ID NO: 9 (Claims 9-12, 17-20).

The inventions listed as Groups I+ and II+ do not relate to a single general inventive concept under PCT Rule 13.1 because, under PCT Rule 13.2, they lack the same or corresponding special technical features for the following reasons:

## Special Technical Features

Groups I+ include the special technical feature of a composition which differs from the special technical feature of a method, as disclosed by Groups II+.

No technical features are shared between the polynucleotide sequences of Groups I+ and II+, accordingly, these groups lack unity a priori.

Additionally, even if Groups I+ and II+ were considered to share technical features, these shared technical features are previously disclosed by the prior art, as further discussed below.

## Common Technical Features

The features shared by Groups I+ and II+ are an INIR19 transgenic locus comprising an originator guide RNA recognition site (OgRRS) in a first DNA junction polynucleotide of a DAS81419 transgenic locus and a cognate guide RNA recognition site (CgRRS) in a second DNA junction polynucleotide of the DAS81419 transgenic locus.

However, these shared technical features are previously disclosed by US 8,680,363 B2 to Bard et al. (hereinafter "Bard") and the publication "mCAL: A New Approach for Versatile Multiplex Action of Cas9 Using One sgRNA and Loci Flanked by a Programmed Target Sequence" by Finnigan et al. (hereinafter "Finnigan") (G3.Genes/Genomics/Genetics Vol 6, pp. 2147- 2156, July 2016).

Bard discloses (instant claim 1) a transgenic soybean plant locus (abstract, Soybean event 9582.814.19.1, wherein the event comprises genes encoding Cry1F, Cry1Ac (synpro), and PAT, affording insect resistance and herbicide tolerance to soybean crops containing the event, and enabling methods for crop protection and protection of stored products.), comprising a DAS81419 transgenic locus (col 25, in 61 to col 26 in 64, Genomic DNA from soybean event pDAB9582.814.19.1 and other transgenic or non-transgenic soybean lines was used as a template.....a primer designed to bind to the cloned 5' end border on soybean genome chromosome 02, primer designated 81419\_FW3.....and three primers designed according to the cloned 3' end border sequence, designated 81419\_RV1, 81419\_RV2 and 81419\_RV3.) (see instant Specification para [0003], the DAS81419 transgenic soybean event disclosed in U.S. Patent No. 8,680,363.). Bard does not specifically teach INIR19 transgenic locus comprising OgRRS and CgRRS.

Finnigan teaches a locus comprising an originator guide RNA recognition site (OgRRS) in a first DNA junction polynucleotide and a cognate guide RNA recognition site (CgRRS) in a second DNA junction polynucleotide (abstract, First, any gene(s) of interest are flanked upstream and downstream with a single unique target sequence that does not normally exist in the genome. Thereafter, expression of one sgRNA and cotransformation with appropriate PCR fragments permits concomitant Cas9-mediated alteration of multiple genes (both essential and nonessential). The system we developed also allows for maintenance of the integrated, inducible Cas9- expression cassette or its simultaneous scarless excision.; pg 2148, col 1, para 2, Here, we describe a useful alternative strategy- introduction of unique, programmable, artificial target sequences into the genome, thereby permitting multiplex gene manipulation by Cas9 with a single sgRNA."; Figure 1, depicts gRNA binding sites flanking target gene).

---See Supplemental Box ---

## Box No. III Observations where unity of invention is lacking

Bard further teaches that transgenic soybean locus DAS68416 can incorporate additional traits via homologous recombination (col 6, ln 16-24, In some embodiments, soybean event 9582.814.19.1 can be combined with other traits, including, for example, other herbicide tolerance gene(s) and/or insect-inhibitory proteins and transcription regulatory sequences (i.e. RNA interference, dsRNA, transcription factors, etc).....addition of new traits through targeted integration via homologous recombination.). Finnigan further teaches that the above system is usable in any species where CRISPR/Cas9 technology is applicable (abstract - "Our scheme-dubbed mCAL for 'Multiplexing of Cas9 at Artificial Loci' - can be applied to any organism in which the CRISPR/Cas9 methodology is currently being utilized."). It would have been obvious to one of ordinary skill in the art to have incorporated additional traits by applying the mCAL method of Finnigan to the transgenic soybean locus of Bard.

As said technical features were known in the art at the time of the invention, these cannot be considered special technical features that would otherwise unify the groups.

Groups I+ and II+ therefore lack unity under PCT Rule 13 because they do not share a same or corresponding special technical feature.