



(12) **United States Design Patent**
Chen

(10) **Patent No.:** **US D972,775 S**
(45) **Date of Patent:** **** Dec. 13, 2022**

- (54) **HAIR REMOVAL DEVICE**
- (71) Applicant: **Caihong Chen**, Guangdong (CN)
- (72) Inventor: **Caihong Chen**, Guangdong (CN)
- (**) Term: **15 Years**
- (21) Appl. No.: **29/779,536**
- (22) Filed: **Apr. 20, 2021**
- (51) **LOC (13) Cl.** **28-03**
- (52) **U.S. Cl.**
USPC **D28/44.1**; D24/209; D24/214
- (58) **Field of Classification Search**
USPC D24/209, 214, 133, 147; D28/44, 44.1
CPC A45D 2026/0095; A45D 26/00; A45D
26/0004-0009; A45D 26/0057; A45D
26/0071; A61B 2018/0047
See application file for complete search history.

D939,769 S * 12/2021 Yao D24/209
D940,953 S * 1/2022 Thalmann D24/209
D946,826 S * 3/2022 Gong D24/209

FOREIGN PATENT DOCUMENTS

WO WO-2015098427 A1 * 7/2015 A45D 26/00

OTHER PUBLICATIONS

2021 5 Gears Ice Cooling IPL Epilator, www.alibaba.com, 1 page, no reviews, downloaded Aug. 2022 (Year: 2022).*

* cited by examiner

Primary Examiner — Jennifer Rivard

(57) **CLAIM**

The ornamental design for a hair removal device, as shown and described.

(56) **References Cited**

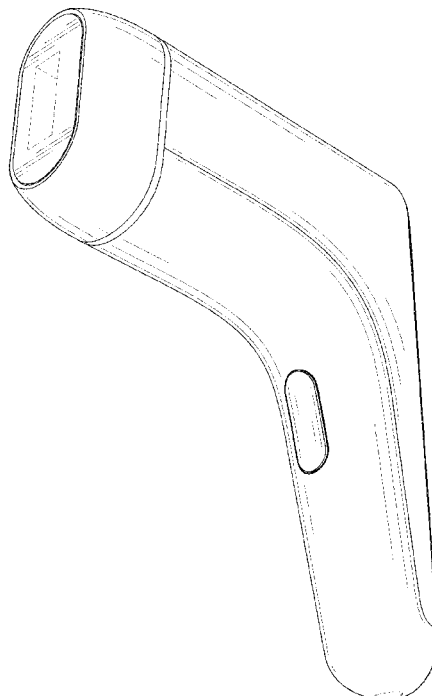
U.S. PATENT DOCUMENTS

- D589,650 S * 3/2009 Adriaenssen D24/133
- D656,620 S * 3/2012 Altshuler D24/209
- D660,448 S * 5/2012 Lum D24/209
- D706,980 S * 6/2014 Tasar D24/209
- D808,076 S * 1/2018 Gabriele D28/44.1
- D827,929 S * 9/2018 Mathieu D28/44
- D843,656 S * 3/2019 Zhang D24/209
- D844,896 S * 4/2019 Levi D24/209
- D864,405 S * 10/2019 Yan D24/209
- D865,288 S * 10/2019 Huang D28/44.1
- D895,207 S * 9/2020 Huang D24/209
- D895,897 S * 9/2020 Huang D24/209
- D908,957 S * 1/2021 Huang D24/209
- D912,323 S * 3/2021 An D24/209

DESCRIPTION

FIG. 1 is a front and top perspective view of a hair removal device, showing my new design;
FIG. 2 is a rear and bottom perspective view thereof;
FIG. 3 is a front elevation view thereof;
FIG. 4 is a rear elevation view thereof;
FIG. 5 is a left side elevation view thereof;
FIG. 6 is a right side elevation view thereof;
FIG. 7 is a top plan view thereof; and,
FIG. 8 is a bottom plan view thereof.
The broken lines in the figures illustrate portions of the hair removal device that form no part of the claimed design.

1 Claim, 8 Drawing Sheets



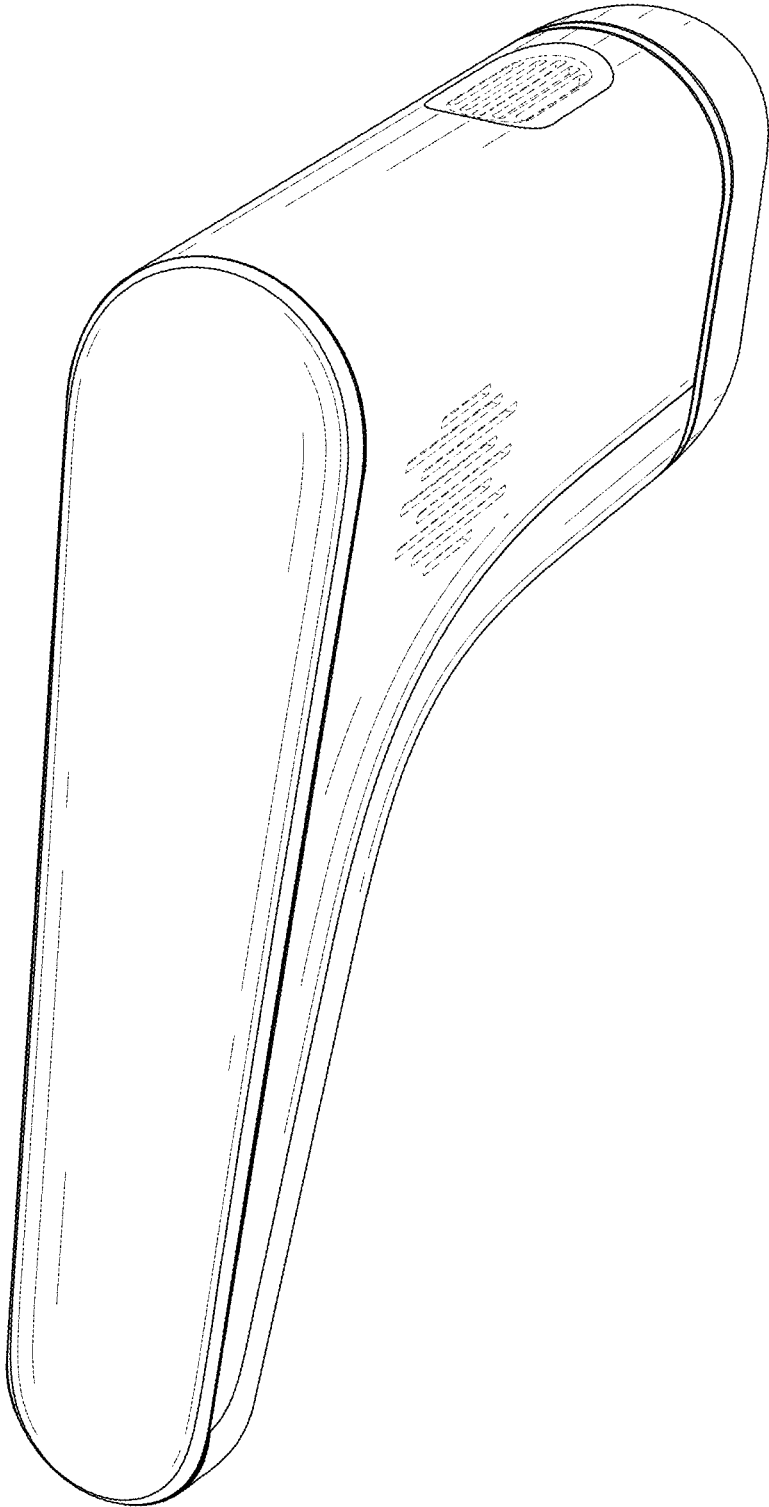


FIG. 1

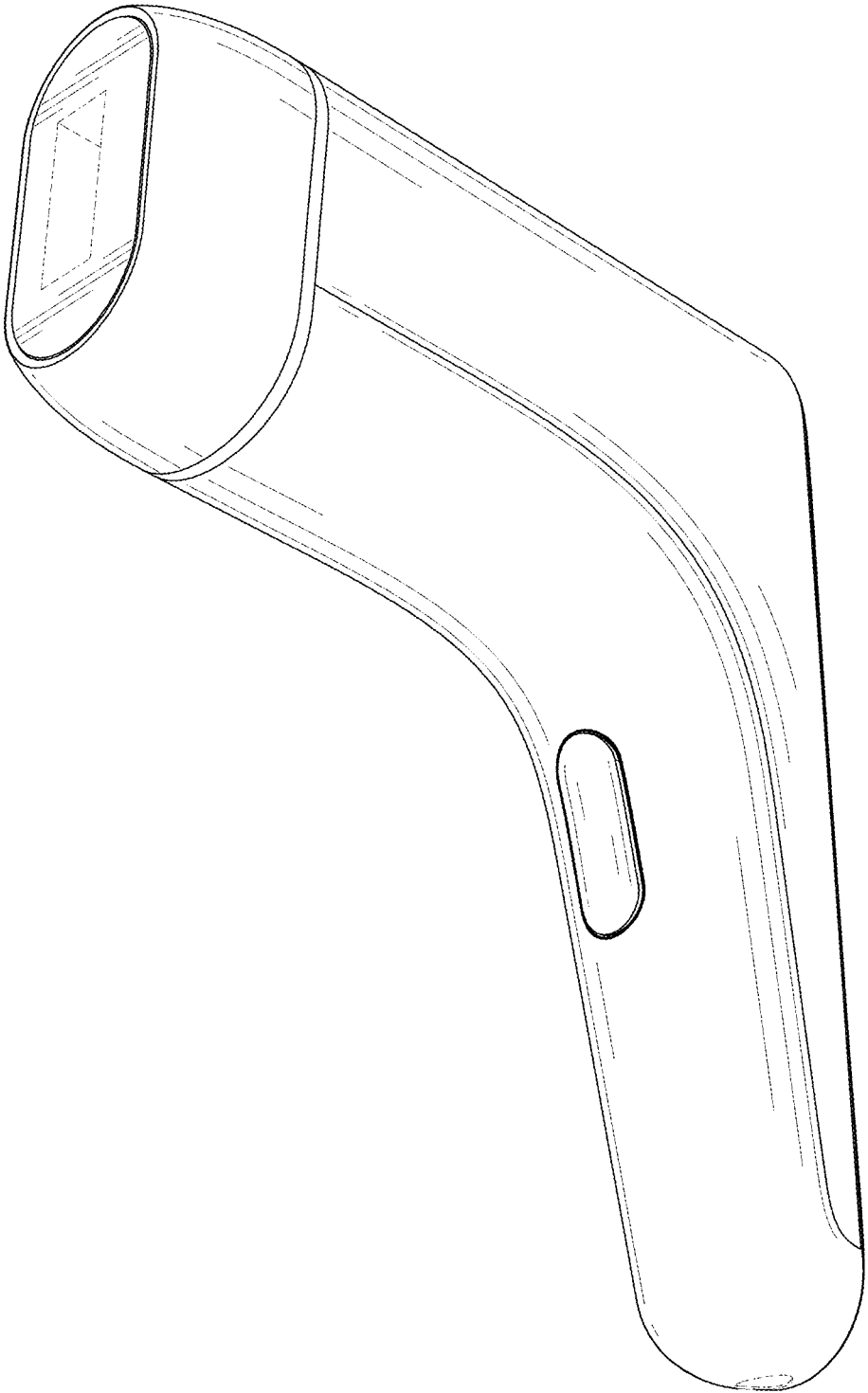


FIG. 2

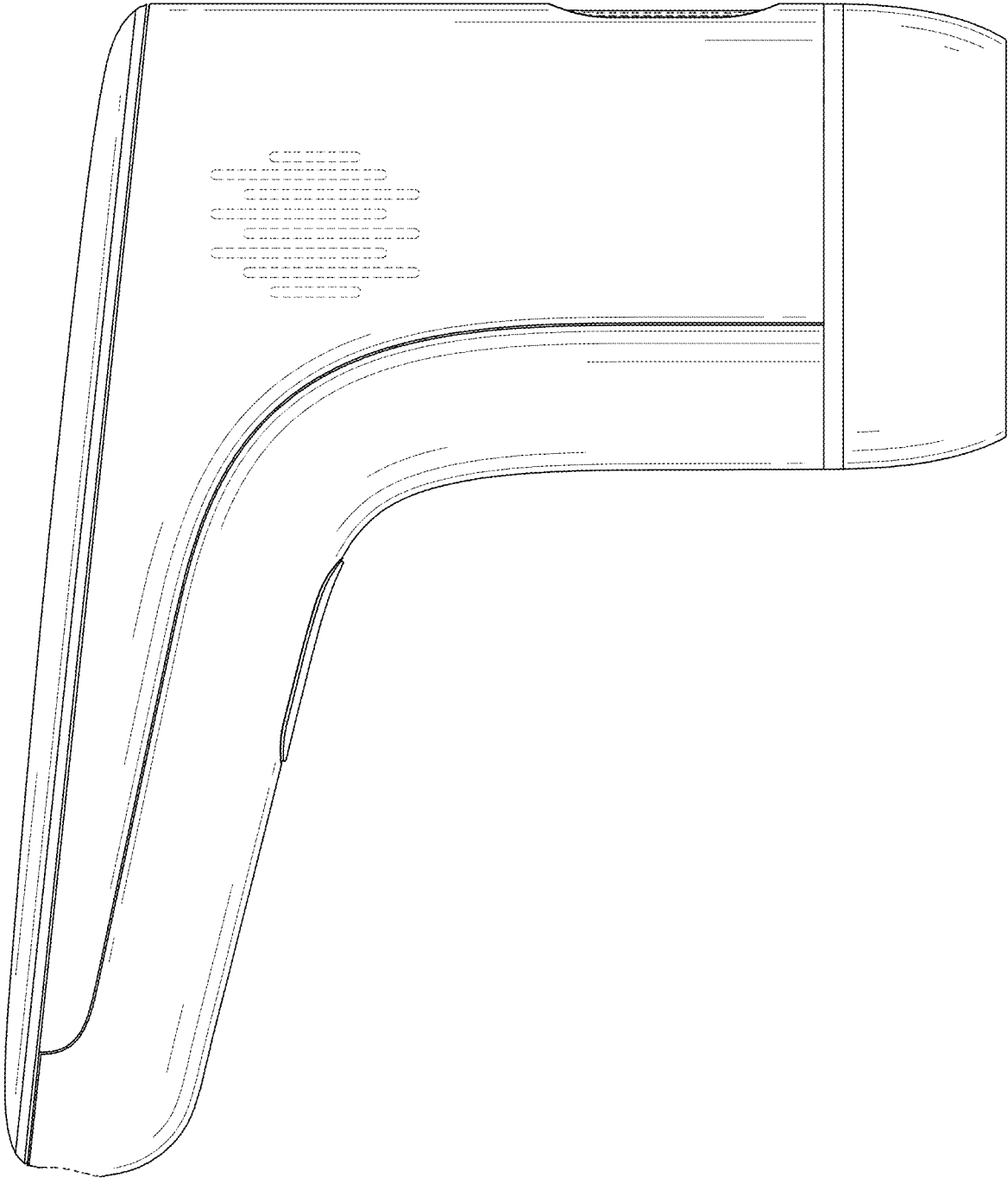


FIG. 3

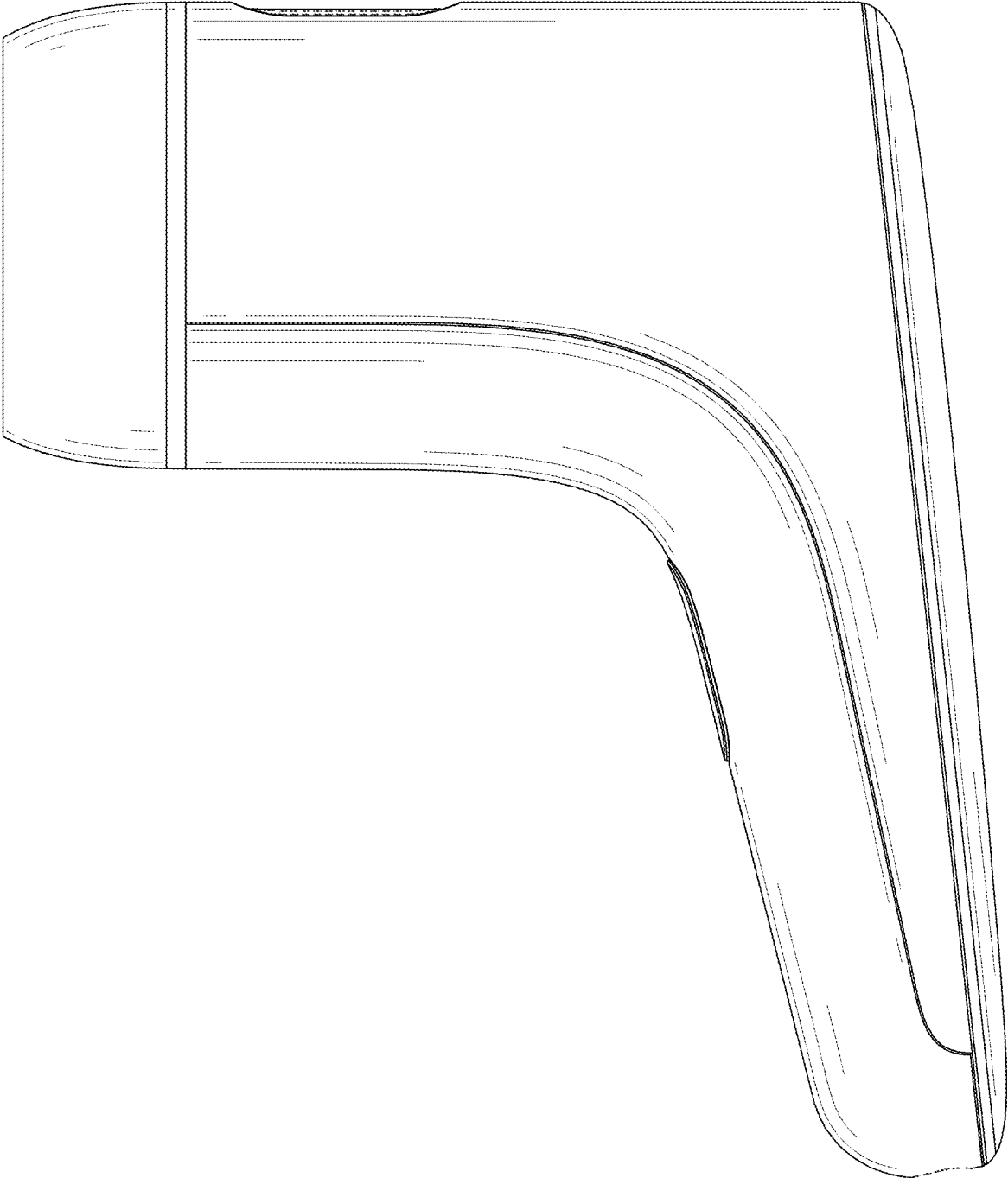


FIG. 4

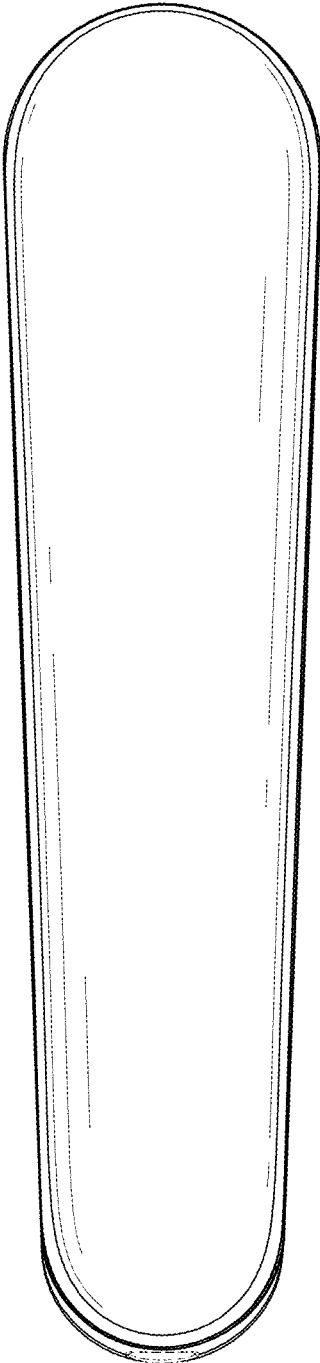


FIG. 5

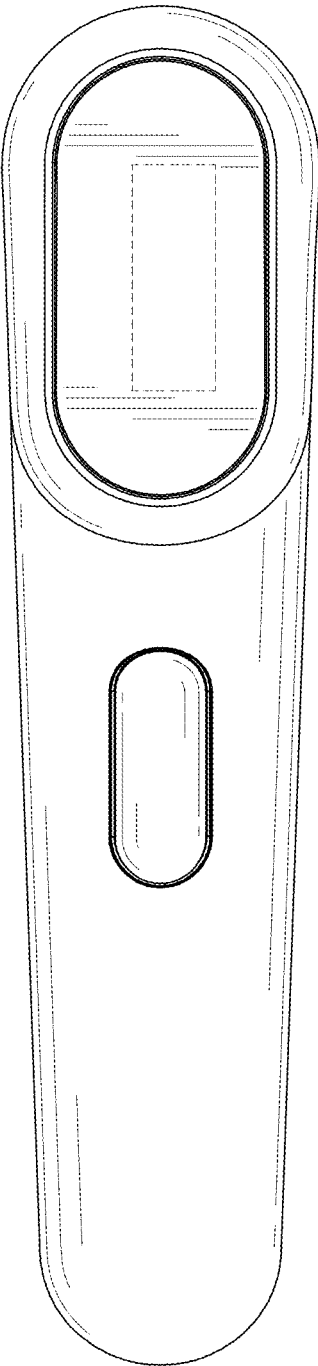


FIG. 6

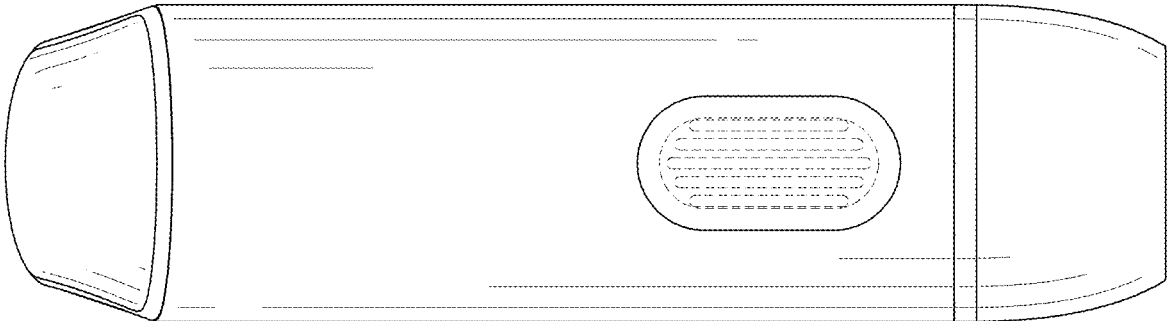


FIG. 7




FIG. 8