

192,484

PHONOGRAPH CABINET

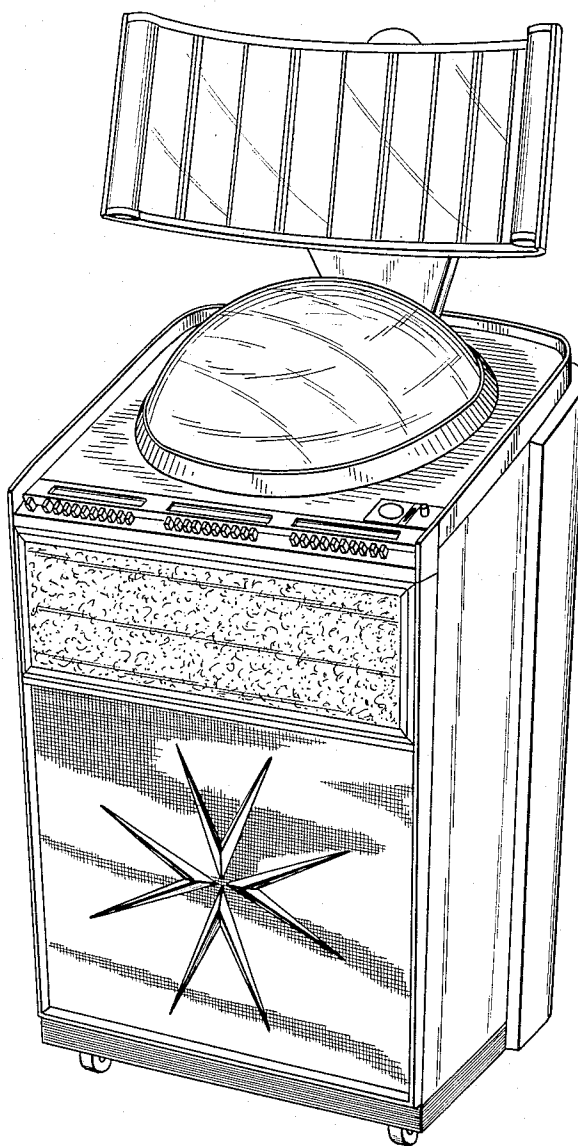
Jack R. Mell, Grand Rapids, Mich., assignor to Automatic Canteen Company of America, Chicago, Ill., a corporation of Delaware

Filed Aug. 18, 1960, Ser. No. 61,810

Term of patent 14 years

(Cl. D56—4)

Fig. 1.



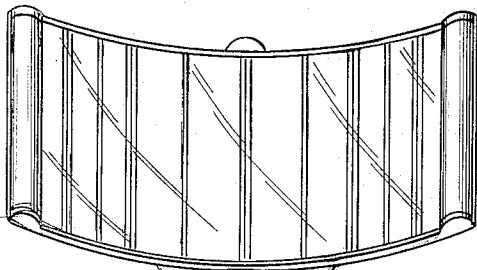


fig. 2.


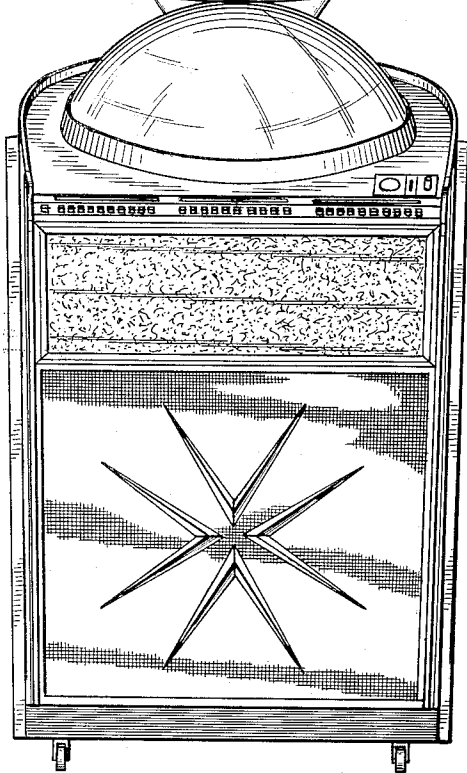


fig. 3.

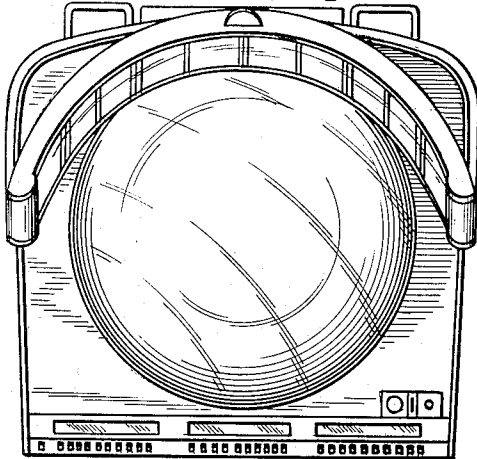


fig. 4.

FIGURE 1 is a front perspective view of a phonograph cabinet showing my new design;

FIGURE 2 is a front elevational view;

FIGURE 3 is a side elevational view; and

FIGURE 4 is a plan view thereof.

The side of the cabinet not shown is substantially the same as the side illustrated in FIGURE 3. The configuration of the back of the cabinet is substantially plain and unornamented, except for the hand rails shown.

I claim:

The ornamental design for a phonograph cabinet, as shown and described.

References Cited in the file of this patent

UNITED STATES PATENTS

D. 148,316 Miller ----- Jan. 6, 1948

OTHER REFERENCES

Mart, July 1959, page 38, stereo-phone, bottom left hand corner.