



US0D1069318S

(12) **United States Design Patent**
Qiu

(10) **Patent No.:** **US D1,069,318 S**

(45) **Date of Patent:** **** Apr. 8, 2025**

(54) **MEAT SKEWER PET TREAT**

(74) *Attorney, Agent, or Firm* — Cooper Legal Group, LLC

(71) Applicant: **Jiangsu Wellspring PET Articles Co., Ltd.**, Yancheng (CN)

(57) **CLAIM**

The ornamental design for a meat skewer pet treat, as shown and described.

(72) Inventor: **Bin Qiu**, Yancheng (CN)

(73) Assignee: **Jiangsu Wellspring PET Articles Co., Ltd.**, Yancheng (CN)

DESCRIPTION

(**) Term: **15 Years**

FIG. 1 is a front, bottom and right side perspective view of a first embodiment of a meat skewer pet treat, showing my new design;

(21) Appl. No.: **29/876,105**

FIG. 2 is a front elevation view thereof;

(22) Filed: **May 16, 2023**

FIG. 3 is a rear elevation view thereof;

(51) **LOC (15) Cl.** **01-01**

FIG. 4 is a left side elevation view thereof;

(52) **U.S. Cl.**

FIG. 5 is a right side elevation view thereof;

USPC **D1/106**

FIG. 6 is a top plan view thereof;

(58) **Field of Classification Search**

FIG. 7 is a bottom plan view thereof;

USPC D1/100–130, 199; 426/5, 76, 87, 92, 94, 426/95, 99, 101, 103, 104, 108, 134, 426/138–139, 143, 144, 279, 282, 283, 426/391, 514, 549, 559, 560, 660, 808; D9/439, 669; D24/130; D6/597, 598, D6/601; D21/488–490, 493, 680; D23/366, 386, 415; 239/44; D8/83; D30/160

FIG. 8 is a front, bottom and right side perspective view of a second embodiment of a meat skewer pet treat, showing my new design;

CPC . A23G 3/50; A23G 3/54; A23G 9/282; A23G 3/28; A23J 3/26; A23L 1/0067

FIG. 9 is a front elevation view thereof;

See application file for complete search history.

FIG. 10 is a rear elevation view thereof;

(56) **References Cited**

U.S. PATENT DOCUMENTS

D458,160 S *	6/2002	Meeks	D10/57
D657,009 S *	4/2012	Krull	D21/672
D780,384 S *	2/2017	Miksovsky	D30/160
D840,198 S *	2/2019	Borovicka	D7/669
D889,766 S *	7/2020	van Eyk	D1/106
D891,026 S *	7/2020	van Eyk	D1/106
D891,726 S *	8/2020	van Eyk	D1/106

(Continued)

FIG. 11 is a left side elevation view thereof;

FIG. 12 is a right side elevation view thereof;

FIG. 13 is a top plan view thereof;

FIG. 14 is a bottom plan view thereof;

FIG. 15 is a front, bottom and right side perspective view of a third embodiment of a meat skewer pet treat, showing my new design;

FIG. 16 is a front elevation view thereof;

FIG. 17 is a rear elevation view thereof;

FIG. 18 is a left side elevation view thereof;

FIG. 19 is a right side elevation view thereof;

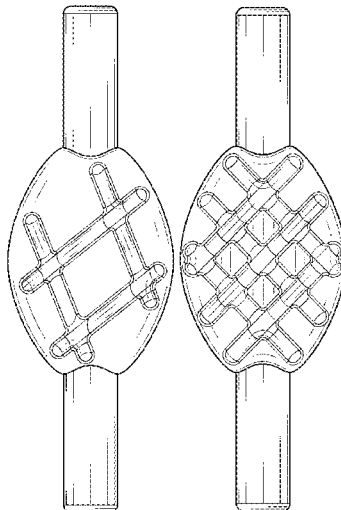
FIG. 20 is a top plan view thereof; and,

FIG. 21 is a bottom plan view thereof.

The evenly-spaced broken lines in FIGS. 15-21 illustrate portions of the meat skewer pet treat that form no part of the claimed design. The dash-dot-dash broken lines in FIGS. 15-21 illustrate the boundary of the claimed design which forms no part thereof.

Primary Examiner — Katie Jane Stofko

1 Claim, 21 Drawing Sheets



(56)

References Cited

U.S. PATENT DOCUMENTS

D899,014	S *	10/2020	Wolfe, Jr.	D30/160
D915,005	S *	3/2021	Wolfe, Jr.	D30/160
D920,626	S *	6/2021	van Eyk	D1/106
D932,731	S *	10/2021	van Eyk	D1/106
D943,863	S *	2/2022	van Eyk	D1/106
2014/0010920	A1 *	1/2014	Nishimura	A23J 3/22 426/63

* cited by examiner

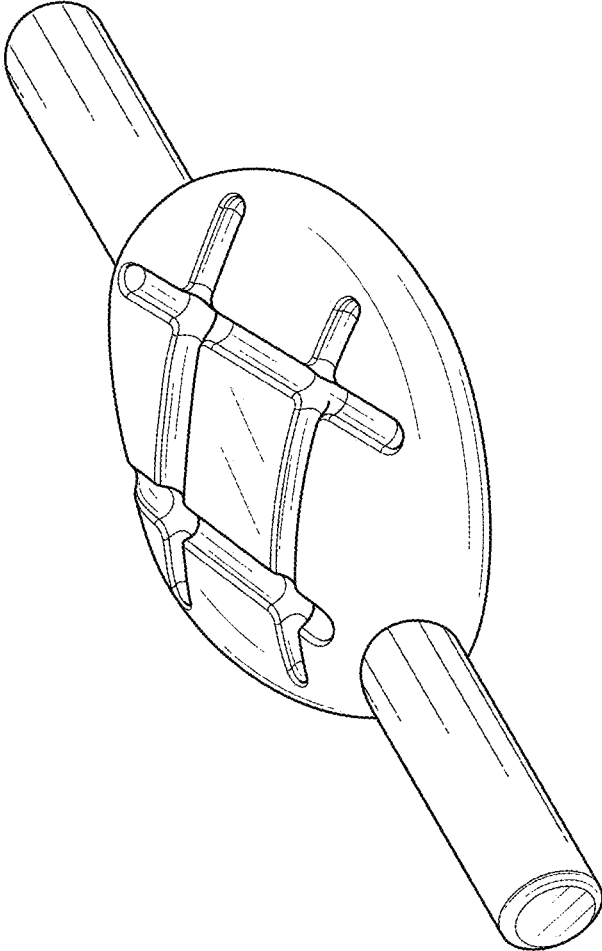


FIG. 1

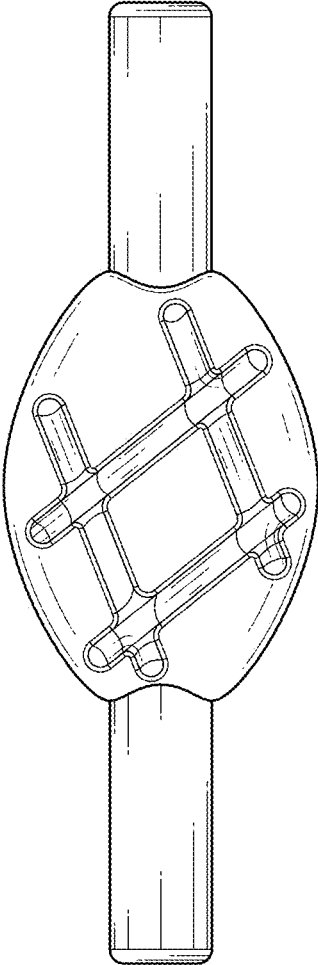


FIG. 2

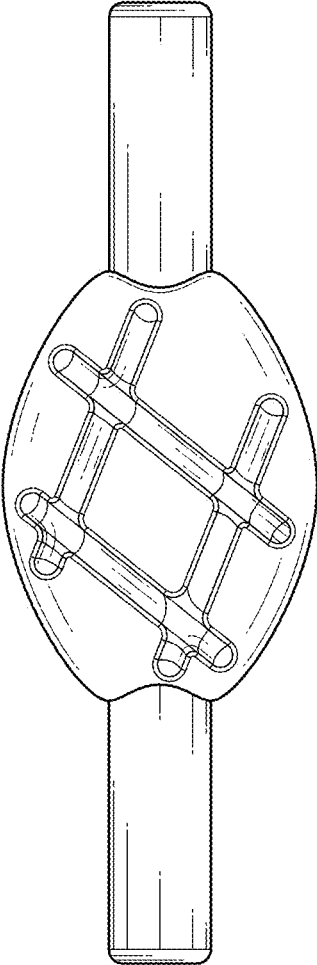


FIG. 3

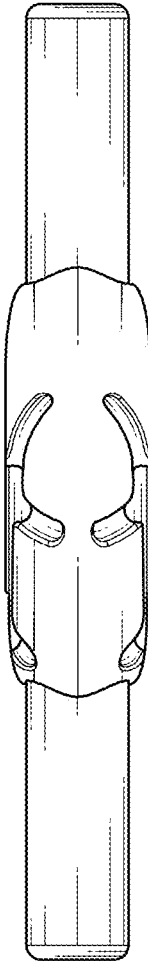


FIG. 4

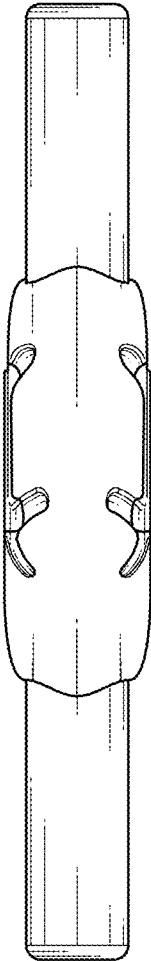


FIG. 5

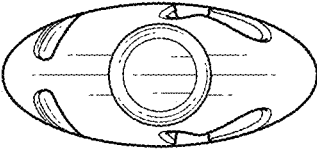


FIG. 6

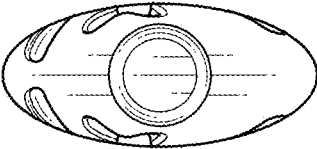


FIG. 7

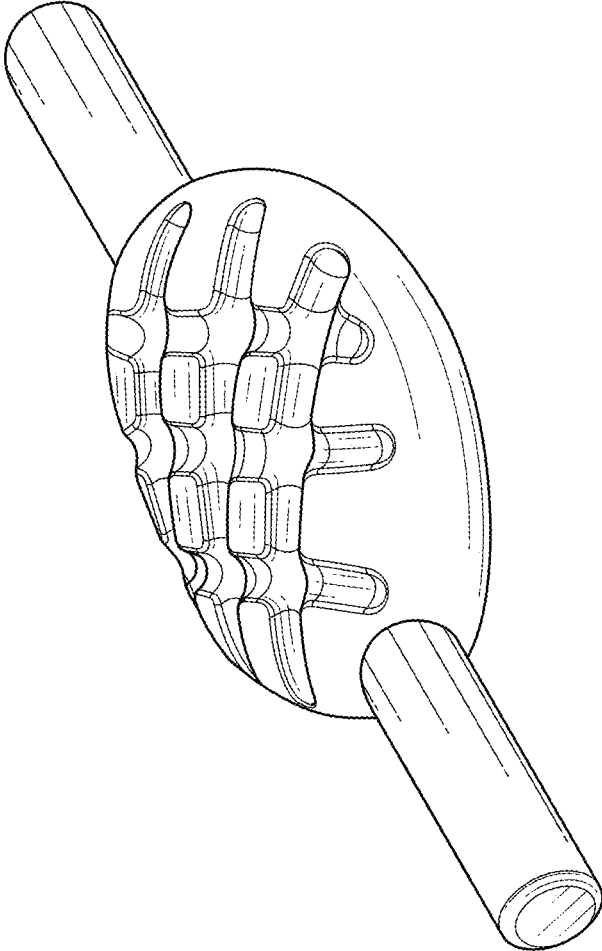


FIG. 8

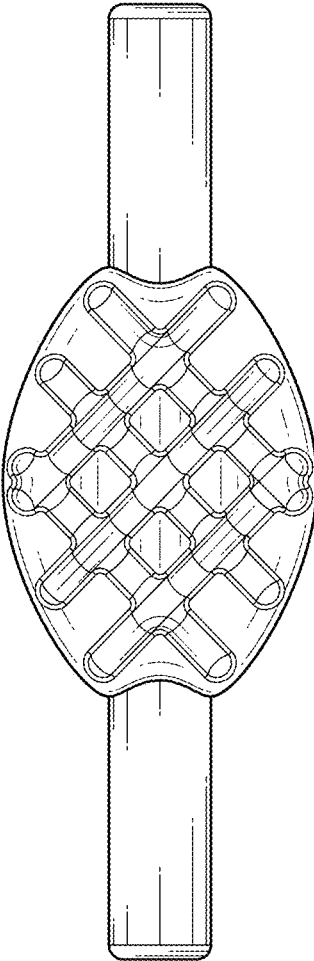


FIG. 9

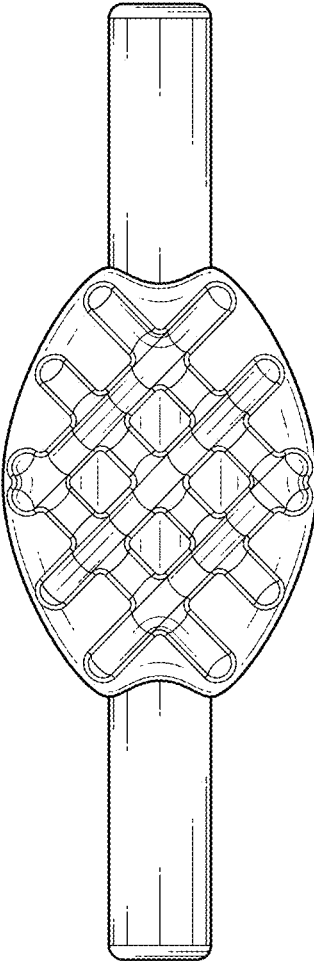


FIG. 10

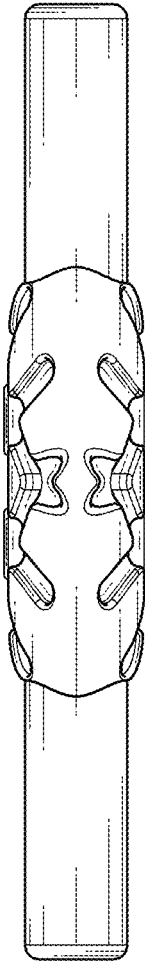


FIG. 11

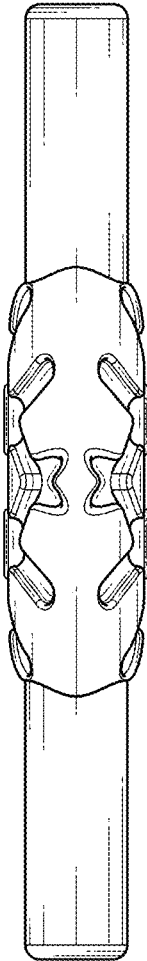


FIG. 12

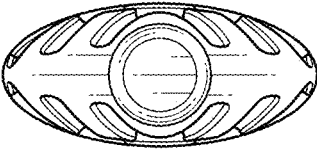


FIG. 13

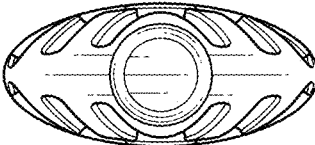


FIG. 14

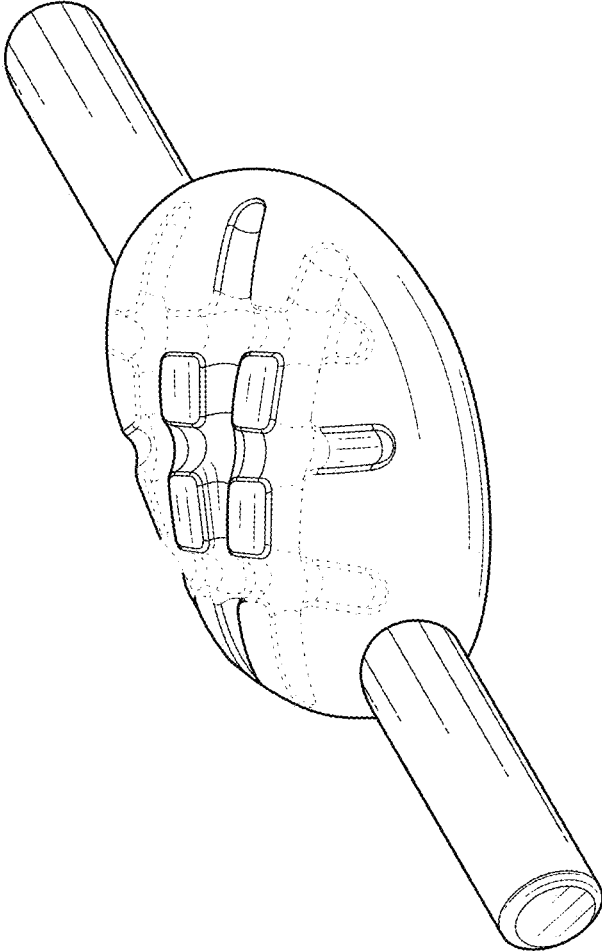


FIG. 15

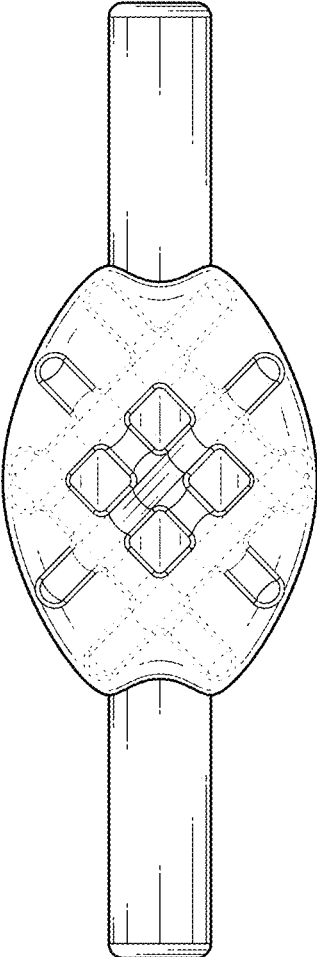


FIG. 16

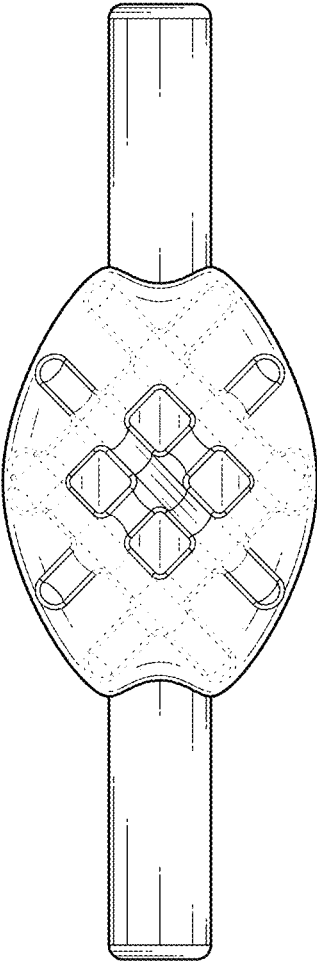


FIG. 17

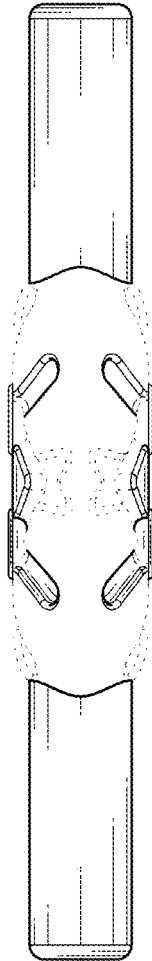


FIG. 18

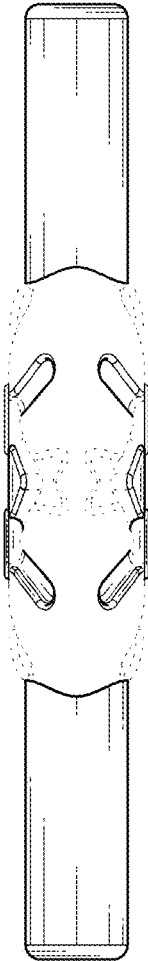


FIG. 19

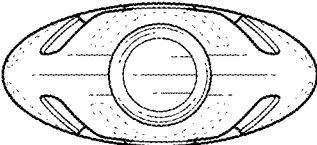


FIG. 20

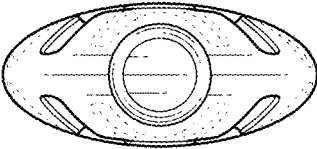


FIG. 21