



US00D332802S

# United States Patent [19]

[11] Patent Number: **Des. 332,802**

Greenhut et al.

[45] Date of Patent: **\*\* Jan. 26, 1993**

[54] **HOLDER FOR WRITING INSTRUMENTS**

[76] Inventors: **Steven E. Greenhut**, 6368 NW. 23rd Way, Boca Raton, Fla. 33496;  
**Sheldon H. Goodman**, 30905 Stratford, Solon, Ohio 44139

954,651 4/1910 Shatzer ..... 211/69.8 X  
2,185,086 12/1939 Janke ..... 211/69.8 X  
2,518,401 8/1950 Thompson ..... 211/69.8  
2,605,907 8/1952 Hirst ..... 211/69.8 X

[\*\*] Term: **14 Years**

[21] Appl. No.: **710,913**

[22] Filed: **Jun. 5, 1991**

[52] U.S. Cl. .... **D19/85; D19/81; D19/77; D19/97**

[58] Field of Search ..... **D19/35, 36, 65, 77, D19/78, 86, 81-85, 92; D8/499, 71; D6/504; 206/214, 371, 244; 211/69.1-69.9**

[56] **References Cited**

**U.S. PATENT DOCUMENTS**

D. 26,350 11/1896 Arkin ..... D19/92 X  
D. 28,896 6/1898 Comstock ..... D6/504  
D. 51,408 10/1917 Borland ..... D19/86 X  
D. 52,295 10/1918 Weeks ..... D19/86 X  
D. 223,482 4/1972 Mehl ..... D8/71  
D. 267,332 12/1982 Pirovano et al. .... D19/85  
D. 270,845 10/1983 Hansen ..... D19/85  
548,646 10/1895 Lowry ..... 211/69.8 X

**OTHER PUBLICATIONS**

Springs & Formed Wires ©1949 See p. 2, circled spring.

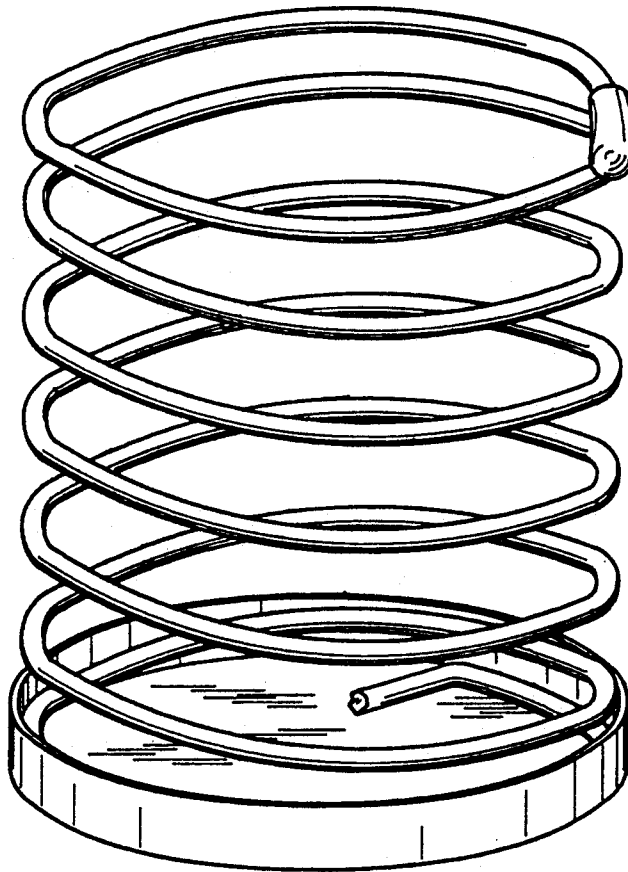
*Primary Examiner*—Nelson C. Holtje  
*Assistant Examiner*—Martha Thompson  
*Attorney, Agent, or Firm*—Pearne, Gordon, McCoy & Granger

[57] **CLAIM**

The ornamental design for a holder for writing instruments, as shown and described.

**DESCRIPTION**

FIG. 1 is a perspective view of a holder for writing instruments showing our new design; FIG. 2 is a front elevational view thereof; FIG. 3 is a rear elevational view thereof; FIG. 4 is a top plan view thereof; and, FIG. 5 is a bottom plan view thereof. FIGS. 2 through 5 have been drawn to a reduced scale with respect to FIG. 1.



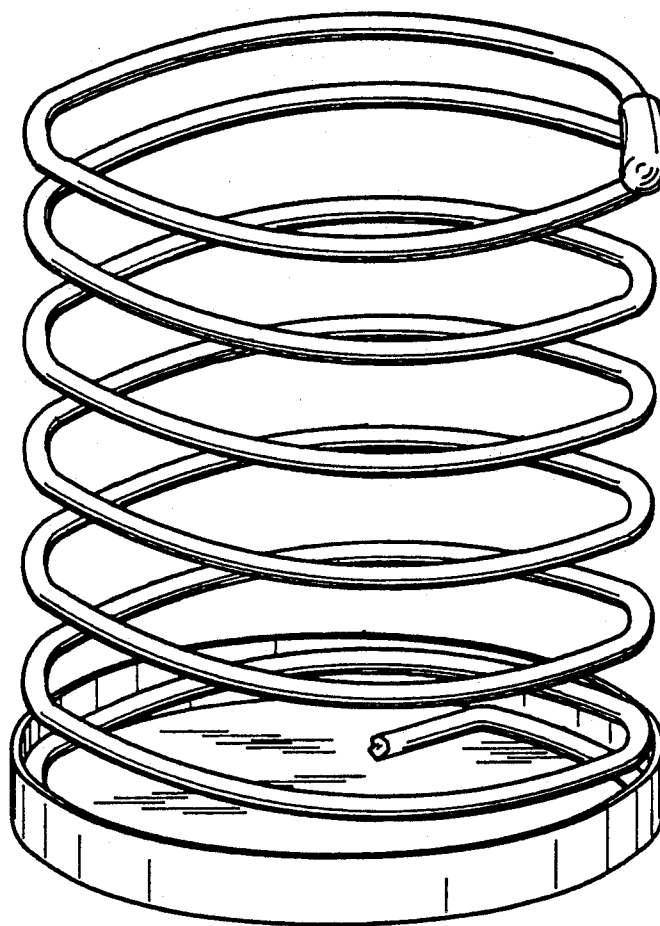


Fig. 1

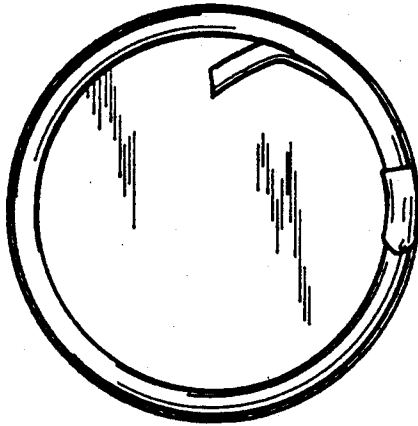


Fig. 4




Fig. 2




Fig. 3

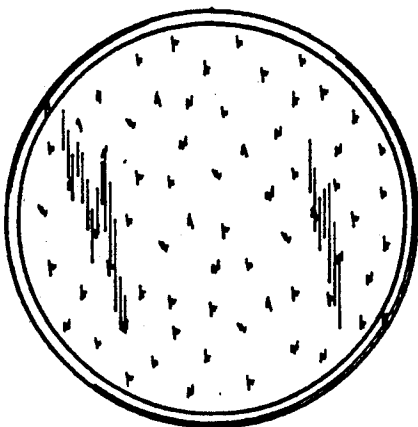


Fig. 5