



US00D847069S

(12) **United States Design Patent**  
**Egan**

(10) **Patent No.:** **US D847,069 S**

(45) **Date of Patent:** **\*\* Apr. 30, 2019**

(54) **WHEEL**

(71) Applicant: **Jaguar Land Rover Limited**, Whitley,  
Coventry (GB)

(72) Inventor: **Robert Egan**, Coventry (GB)

(73) Assignee: **Jaguar Land Rover Limited**, Whitley,  
Coventry (GB)

(\*\*) Term: **15 Years**

(21) Appl. No.: **29/637,173**

(22) Filed: **Feb. 14, 2018**

(30) **Foreign Application Priority Data**

Feb. 13, 2018 (EM) ..... 004707123

(51) **LOC (11) CL.** ..... **12-16**

(52) **U.S. CL.**  
USPC ..... **D12/209**

(58) **Field of Classification Search**

USPC ..... D12/204-213  
CPC .... B60B 7/00; B60B 7/02; B60B 7/04; B60B  
7/01; B60B 7/06; B60B 3/04; B60B 1/00;  
B60B 3/10; B60B 1/10; B60B 1/08;  
B60B 3/06; B60B 1/12; B60B 3/02

See application file for complete search history.

(56) **References Cited**

**U.S. PATENT DOCUMENTS**

D528,957 S \* 9/2006 Kim ..... D12/209  
D568,800 S \* 5/2008 Huet ..... D12/211  
D666,953 S \* 9/2012 Pollmann ..... D12/209  
D710,779 S \* 8/2014 Zhang ..... D12/209  
D718,207 S \* 11/2014 Grake ..... D12/211

D720,675 S \* 1/2015 Garbas ..... D12/209  
D732,450 S \* 6/2015 Guille ..... D12/209  
D740,193 S \* 10/2015 Battams ..... D12/209  
D740,194 S \* 10/2015 Valencia Pollex ..... D12/209  
D746,208 S \* 12/2015 Battams ..... D12/209  
D751,015 S \* 3/2016 Mahoney ..... D12/209  
D761,179 S \* 7/2016 Chung ..... D12/209  
D763,165 S \* 8/2016 Hans ..... D12/211  
D777,639 S \* 1/2017 Krause ..... D12/209  
D780,085 S \* 2/2017 Bjerke ..... D12/209  
D788,675 S \* 6/2017 Kippes ..... D12/209  
D788,681 S \* 6/2017 Juergens ..... D12/211  
D793,319 S \* 8/2017 Namba ..... D12/209  
D806,632 S \* 1/2018 Peat ..... D12/211  
D820,761 S \* 6/2018 Badstuebner ..... D12/211  
D823,770 S \* 7/2018 Koenigs ..... D12/209  
D828,268 S \* 9/2018 Nakamura ..... D12/209

\* cited by examiner

*Primary Examiner* — Stacia A Cadmus

(74) *Attorney, Agent, or Firm* — Wood Herron & Evans  
LLP

(57) **CLAIM**

The ornamental design for a wheel, as shown and described.

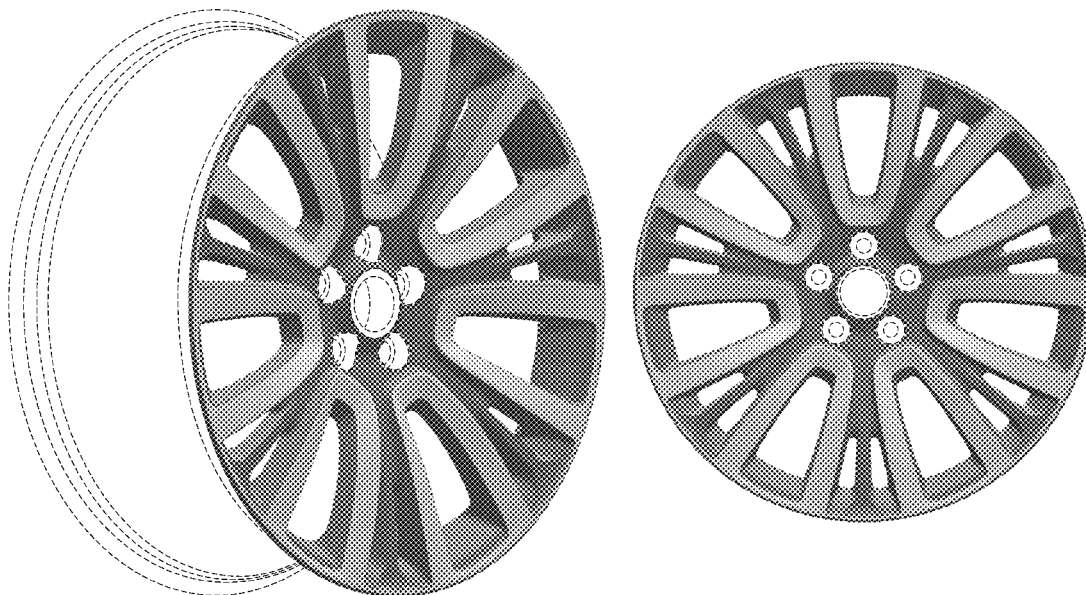
**DESCRIPTION**

FIG. 1 is a front left perspective view of a wheel for a vehicle according to the present invention.

FIG. 2 is a front view of the wheel shown in FIG. 1; and, FIG. 3 is a left side view thereof, the right side view being a mirror image thereof.

In FIGS. 1-3 the broken line showing of the rear of the rim, the bolt holes, and the center hole in the central hub area is included for the purpose of illustrating environment and forms no part of the claimed design.

**1 Claim, 2 Drawing Sheets**



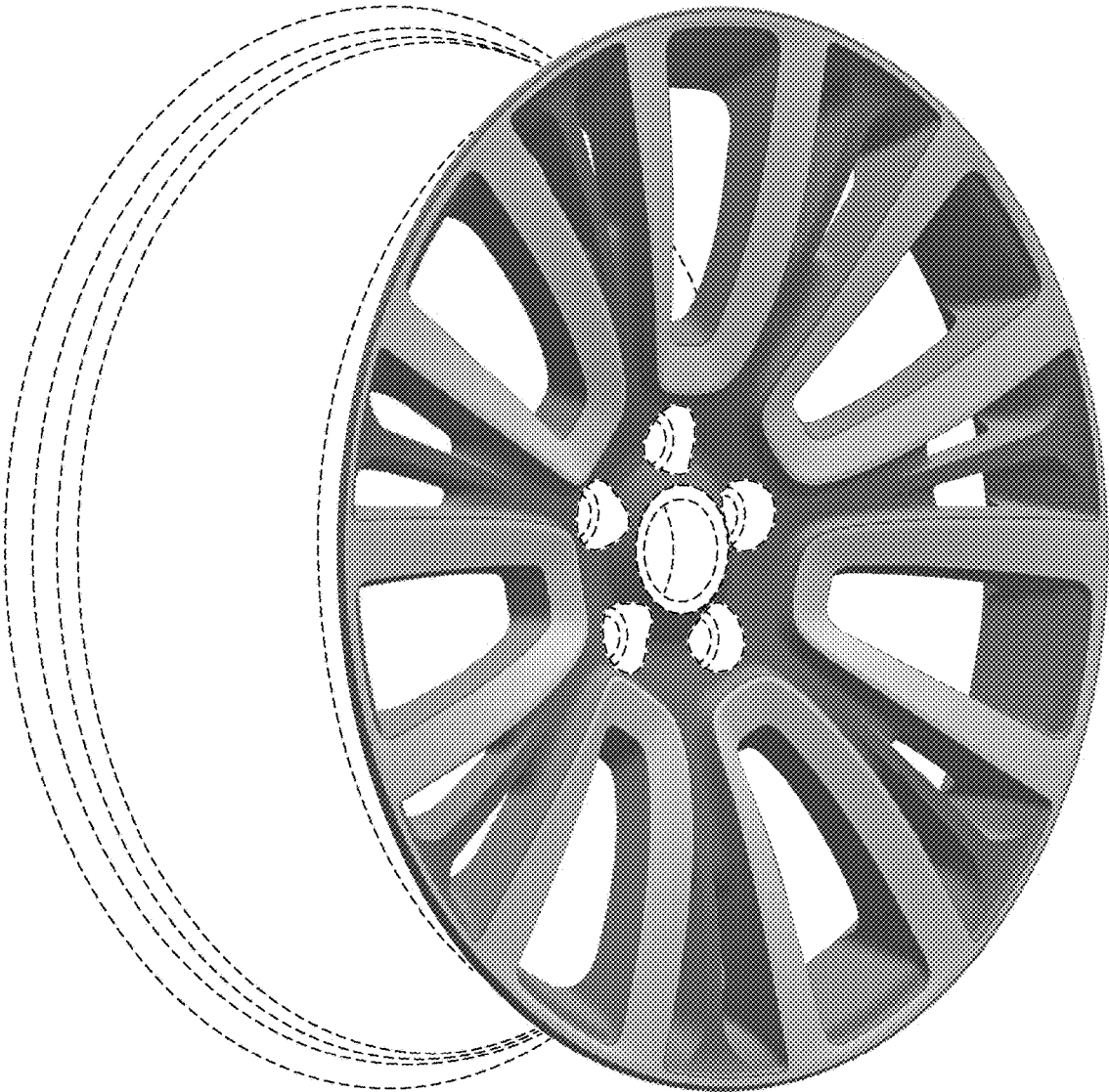


FIG. 1

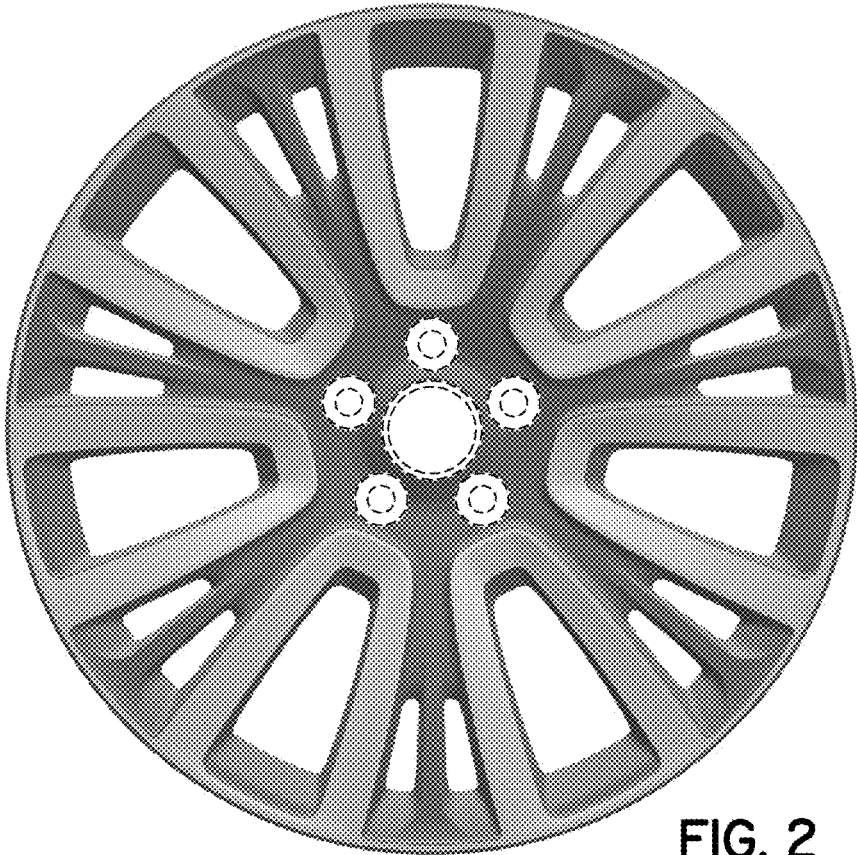


FIG. 2




FIG. 3