United States Patent [19]

Lindahl

[11] **Patent Number: Des. 290,700**

[45] **Date of Patent: ** Jul. 7, 1987**

[54] **TELEPHONE SET**

[75] Inventor: **Richard Lindahl,** Malmoe, Sweden

[73] Assignee: **Televerket,** Farsta, Sweden

[**] Term: **14 Years**

[21] Appl. No.: **716,420**

[22] Filed: **Mar. 27, 1985**

[30] **Foreign Application Priority Data**

Oct. 1, 1984 [SE] Sweden M84-2627

[52] **U.S. Cl.** **D14/53;** D14/58; D14/57

[58] **Field of Search** ..... D14/52, 53, 62, 60, D14/100, 63; 179/179, 100 R, 100 D, 100 L, 100 C, 101, 103

[56] **References Cited**

U.S. PATENT DOCUMENTS

D. 218,314	8/1970	Tyson	D14/64
D. 226,920	5/1973	Molyneaux	D14/53 X
D. 261,139	10/1981	Jakobsen	D14/58 X
D. 264,338	5/1982	Sharp et al.	D14/53 X
D. 268,181	3/1983	Banko	D14/60
D. 279,005	5/1985	Genaro et al.	D14/63
D. 279,106	6/1985	Sawada et al.	D14/100 X
D. 279,896	7/1985	Iraba	D14/63
D. 280,617	9/1985	Iraba	D14/63
D. 282,840	3/1986	Marshall	D14/62 X
4,064,782	12/1977	LaFlamme	D18/7 X

OTHER PUBLICATIONS

Philips Telecomm. Review, vol. 40, No. 4, Dec. 1982, KT 20 PABX on p. 327.

Radio Shack 1984 Catalog ©1983: Model "DuäFone'-'-160 at p. 97.

B. A. Pargh Co. Inc. 1983, ©Cat.: at p. 35 Technicom 851005 Smartset © Feature Phone.

The Teleconnect Guide to "Which Phone System Should I Buy?" ©1985 by Telecom Library Inc. top left of page, item #32 Paragon 616 from Technicom.

Primary Examiner—Wallace R. Burke

Assistant Examiner—Horace B. Fay

Attorney, Agent, or Firm—Pollock, Vande Sande & Priddy

[57] **CLAIM**

The ornamental design for a telephone set, as shown and described.

DESCRIPTION

FIG. **1** is a front, top and right side perspective view of a telephone set showing my new design, with the display panel of the stand in lowered position;

FIG. **2** is an inverted rear, left side and bottom perspective view thereof;

FIG. **3** is a perspective view thereof as in FIG. **1,** but with the display panel raised; and

FIG. **4** is an inverted perspective view thereof as in FIG. **2,** with the display panel in raised position.



Fig. 1



Fig. 2

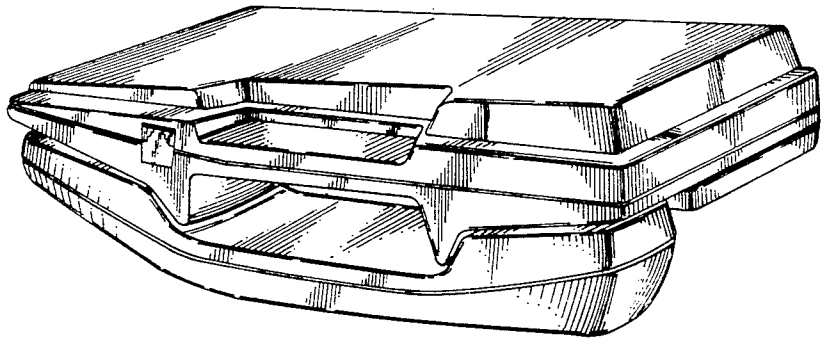

Fig. 3



Fig. 4

